



# WESTMINSTER POLICE DEPARTMENT

## BI-WEEKLY TRENDING CRIME STATISTICS REPORT


CALLS FOR SERVICE COUNT	
BI-WEEKLY CALLS FOR SERVICE <small>08/28/2024 - 09/10/2024</small>	YEAR-TO-DATE CALLS FOR SERVICE <small>01/01/2024 - 09/10/2024</small>
3,211	56,009

*\*\*Data are from the WPD Computer-Aided Dispatch system. The sample includes all Calls for Service (CFS) assigned to WPD officers. Please note that this excludes CFS exclusively managed by WPD Dispatch.\*\**

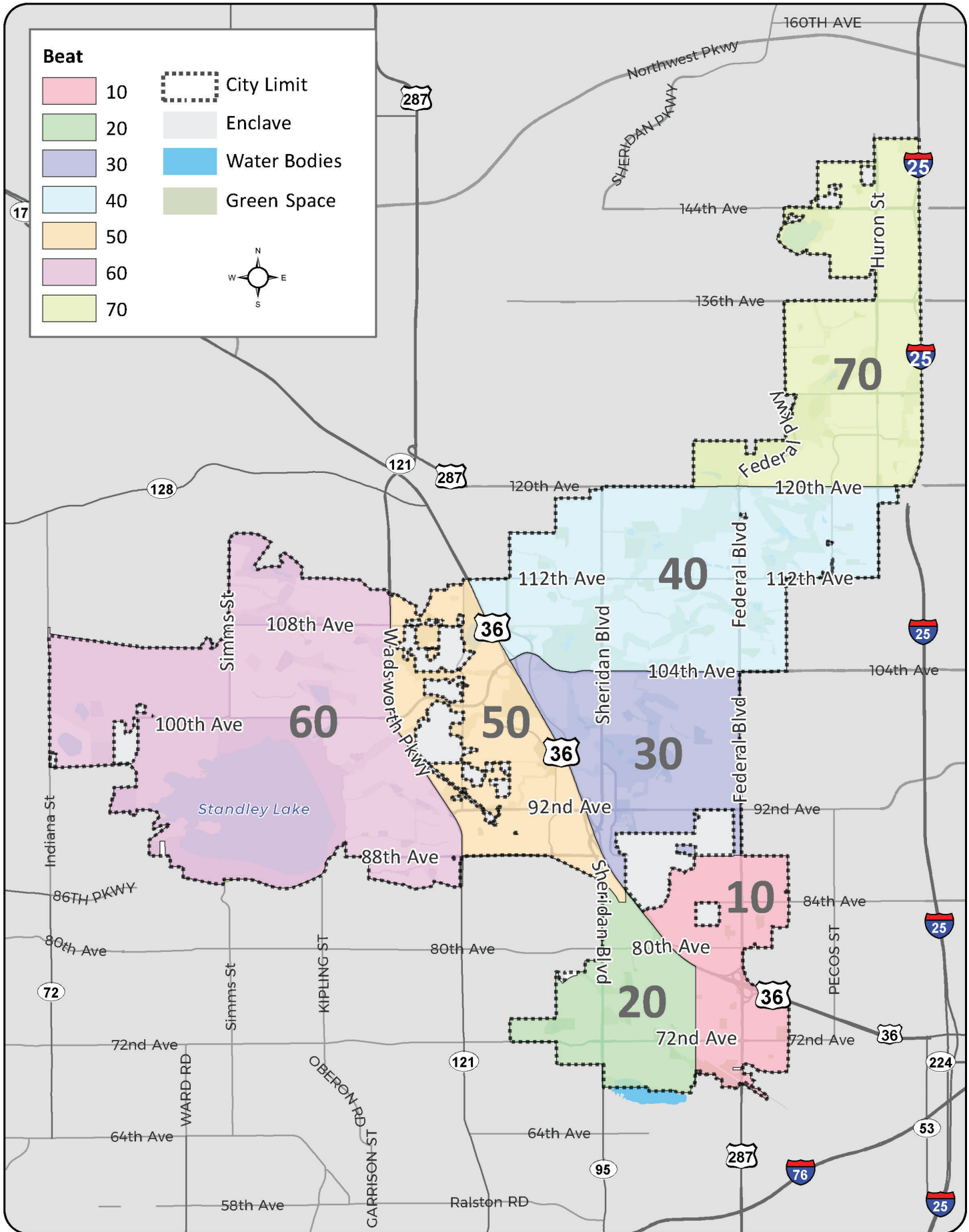
COUNT OF SPEEDING CITATIONS ISSUED
<b>08/28/2024 - 09/10/2024</b>
217

WEEKLY MOTOR VEHICLE THEFT REPORTS	
<b>08/28/2024 - 09/10/2024</b>	
VEHICLES REPORTED STOLEN	VEHICLES RECOVERED
25	11












<b>TOP 3 CALLS FOR SERVICE BY PD BEAT</b>  <small>(08/28/2024 - 09/10/2024)</small>	BEAT 10	1. TRAFFIC STOP   66 2. UNWANTED PERSON   20 3. PD FOLLOW-UP   19
	BEAT 20	1. TRAFFIC STOP   62 2. WELFARE CHECK   33 3. NOISE COMPLAINT   29
	BEAT 30	1. TRAFFIC STOP   134 2. CITIZEN QUESTION   26 3. PD FOLLOW-UP   21
	BEAT 40	1. TRAFFIC STOP   80 2. WELFARE CHECK   22 3. PR. DAMAGE CRASH   17
	BEAT 50	1. TRAFFIC STOP   105 2. WELFARE CHECK   25 3. UNWANTED PERSON   21
	BEAT 60	1. TRAFFIC STOP   19 2. FOOT PATROL   13 3. SUSP. INCIDENT   11
	BEAT 70	1. UNWANTED PERSON   33 2. TRAFFIC STOP   26 3. WELFARE CHECK   22



# Police Beat Map



**Beat**

	10		City Limit
	20		Enclave
	30		Water Bodies
	40		Green Space
	50		
	60		
	70		

