

The Program

ANNUAL REPORT 2010-2011



South Carolina Department of Transportation

Summary Report for the C Fund Program 2010/2011 State Fiscal Year

C Program Background:

The C Program is a long-established partnership between the South Carolina Department of Transportation (SCDOT) and the forty-six counties of South Carolina to fund the improvements of state roads, county roads, city streets, and other local transportation projects. The C Program is successful because local leaders and citizens alike are willing to work with SCDOT to meet needs of the communities throughout South Carolina. Section A and B of South Carolina Code of Laws, §12-28-2740 state that two and sixty-six one-hundredths cents a gallon of the user fee on gasoline must be deposited with the State Treasurer and used in furtherance of a countywide transportation plan adopted by County Transportation Committees (CTC).

The projected revenue from the sale of gasoline allocated to the C Fund program for the current 2011/2012 state fiscal year is expected to remain the same at \$68,000,000 from the previous state fiscal year. Minor increases or decreases in revenue that may occur can be attributed to modest fluctuations in the price and consumption of gasoline. It is expected any marginal variations in income to the CTCs would not translate into changes from the previous year in the number or magnitude of transportation related improvement projects being constructed throughout South Carolina. SCDOT's C Program Administration Office has worked very closely with all CTCs to ensure their transportation plans are current and applicable to the requirements stipulated in the C Fund law.


Annual Report:

The nineteen CTCs listed in this report administered C Funds for their respective counties during the 2010/2011 state fiscal year. The individual county reports contained herein were prepared by each CTC and submitted to the SCDOT. These individual reports have been compiled and are being submitted to the General Assembly as required by Section D of South Carolina Code of Laws §12-28-2740.

In accordance with Section P of South Carolina Code of Laws §12-28-2740, SCDOT has performed compliance reviews of these committees. All nineteen CTCs programmed a sufficient quantity of transportation related projects on the state highway system to ensure compliance with the law. The annual reports demonstrate collectively the self-administered CTCs expended \$19,133,687 on the state highway system in the 2010/2011 state fiscal year resulting in over a \$1 million increase disbursed from the previous fiscal year. The data also illustrates 57 percent of CTCs apportionments were spent on the state system. SCDOT closely monitors the cash balances of the committees and observed over a \$1 million decrease in these accounts from last fiscal year to the current year; consequently, more transportation projects were constructed throughout South Carolina. Furthermore, the balance of uncommitted funds carried forward from one year into the next did not exceed 300 percent of the county's total apportionment for the most recent year as required by Section D of the South Carolina Code Section.

Questions regarding the C Program can be directed to SCDOT's C Program Administrator, Herbert J. Cooper @ 803-737-0230.

REPORT TO THE GENERAL ASSEMBLY
C FUND EXPENDITURES
FOR
SELF ADMINISTERED
COUNTY TRANSPORTATION COMMITTEES
JULY 1, 2010– JUNE 30, 2011



ANDERSON COUNTY
BEAUFORT COUNTY
BERKELEY COUNTY
CHARLESTON COUNTY
CHEROKEE COUNTY
CHESTER COUNTY
CLARENDON COUNTY
COLLETON COUNTY
EDGEFIELD COUNTY
GREENVILLE COUNTY

GREENWOOD COUNTY
LANCASTER COUNTY
LAUARENS COUNTY
LEXINGTON COUNTY
PICKENS COUNTY
SALUDA COUNTY
SPARTANBURG COUNTY
SUMTER COUNTY
YORK COUNTY

LISTING OF COUNTIES ADMINISTERING C FUNDS

- Section 1: Anderson County Transportation Committee
- Section 2: Beaufort County Transportation Committee
- Section 3: Berkeley County Transportation Committee
- Section 4: Charleston County Transportation Committee
- Section 5: Cherokee County Council
- Section 6: Chester County Council
- Section 7: Clarendon County Council
- Section 8: Colleton County Transportation Committee
- Section 9: Edgefield County Transportation Committee
- Section 10: Greenville County Transportation Committee
- Section 11: Greenwood County Transportation Committee
- Section 12: Lancaster County Transportation Committee
- Section 13: Laurens County Transportation Committee
- Section 14: Lexington County Council
- Section 15: Pickens County Transportation Committee
- Section 16: Saluda County Transportation Committee
- Section 17: Spartanburg County Transportation Committee
- Section 18: Sumter County Transportation Committee
- Section 19: York County Transportation Committee

ANDERSON COUNTY ANNUAL C FUND REPORT
JULY 2010 - JUNE 2011

INCOME AND EXPENSES

Balance of Funds as of July 1, 2010	\$ 4,221,649
<hr style="border-top: 1px dashed black;"/>	
Income:	
Funds Received for Period July 1, 2010 through June 30, 2011	\$ 2,878,786
Interested Earned for Period July 1, 2010 through June 30, 2011	\$ 1,177
Total Income	\$ 2,879,963

Expenses:

Administrative Expenses	\$ 2,000
Per Diem Expenses	-
Local Paving Project Expenditures	\$ 2,875,126
State Road Project Expenditures	\$ 1,827,039
Total Expenditures	<u>\$ 4,704,165</u>
Balance of Funds as of June 30, 2011	<u>\$ 2,397,447</u>

REMAINING FUNDING COMMITMENTS

Local Paving Projects	\$ 1,021,808
State Road Projects	-
Total Committed Funds	<u>\$ 1,021,808</u>
Total Uncommitted Funds Available for New Projects	<u>\$ 1,375,639</u>
Uncommitted Funds as Percent of Total Income =	47.8%

Note: Typically all funds available are programmed. Uncommitted funds reflected, are mainly due to a timing issues.

LOCAL PAVING PROJECTS

Note: To Date Expenses can reflect multiple fiscal years.

LOCAL ROUTE	PROJECT DESCRIPTION	WORK TYPE	RESPONSIBLE AGENCY	BUDGET	FISCAL YEAR		REMAINING BUDGET
					EXPENDITURES	TO DATE	
C-09-0383	Paint Lines & Reflectors	safety	Anderson County	\$200,000.00	\$92,848.00	\$185,387.46	\$14,612.54
C-10-114&5	Tri-County Tech - Training Facility	Build Parking Lot	Anderson County	\$332,000.00	\$215,492.31	\$332,262.70	(\$262.70)
C-04-0083A	Harrist Circle & Oak Hill Drive Intersection	Intersection Improve.	Anderson County	\$86,000.00	\$34,390.99	\$53,879.74	\$32,120.26
C-03-0020	Beaver Run	resurface	Anderson County	\$105,000.00	\$36,411.37	\$64,528.18	\$40,471.82
C-04-0050A	Howe Road	resurface	Anderson County	\$77,000.00	\$45,250.06	\$59,198.09	\$17,801.91
C-04-0040	Monton Drive	resurface	Anderson County	\$52,000.00	\$18,109.63	\$34,979.12	\$17,020.88
C-09-0248	Fanis Grove Circle	resurface	Anderson County	\$127,500.00	\$9,328.94	\$95,412.69	\$32,087.31
C-09-0249	Biggs Street	resurface	Anderson County	\$49,500.00	\$13,272.33	\$56,197.92	\$23,302.08
C-09-0316	Alpha Street	resurface	Anderson County	\$33,000.00	\$10,711.44	\$13,718.24	\$19,281.76
C-09-0163B	Fernwood Circle	resurface	Anderson County	\$109,000.00	\$39,403.51	\$67,929.23	\$41,070.77
C-10-0137A	Wild Cherry Court	resurface	Anderson County	\$63,000.00	\$28,841.17	\$41,935.56	\$21,064.44
C-10-0220	Hamilton Drive	resurface	Anderson County	\$54,500.00	\$34,941.66	\$34,941.66	\$19,558.34
C-03-0053	Rustic Lane	resurface	Anderson County	\$14,500.00	\$9,338.08	\$9,338.08	\$5,161.92
Various	Furman Gambrell Road	resurface	Anderson County	\$213,500.00	\$138,578.50	\$138,578.50	\$74,921.50
C-14-0063B	Lincoln St, Jackson St, Brookside Cir, Drainage	drainage	Anderson County	\$6,800.00	\$6,780.00	\$6,780.00	\$20.00
C-14-0076	Joe Dyar Road	resurface	Anderson County	\$29,500.00	\$22,195.01	\$22,195.01	\$7,304.99
C-09-0359B	Major Meadows Road	resurface	Anderson County	\$98,500.00	\$68,128.95	\$68,128.95	\$30,371.05
C-07-0023	Horton Road	resurface	Anderson County	\$100,500.00	\$100,403.36	\$100,403.36	\$96.64
C-14-0053B	Paul Revere Trail	resurface	Anderson County	\$12,500.00	\$9,255.12	\$9,255.12	\$3,244.88
C-09-0359C	Lexington Way	resurface	Anderson County	\$29,000.00	\$15,819.61	\$15,819.61	\$13,180.39
C-07-0023	Crawford Road	resurface	Anderson County	\$243,000.00	\$156,766.90	\$156,847.40	\$86,152.60
AN-10-1187	Graylyn Drive	resurface	Anderson County	\$112,360.00	\$91,493.53	\$91,493.53	\$20,866.47
AN-10-1186	Phyllis Drive	resurface	Anderson County	\$37,775.00	\$23,789.35	\$23,789.35	\$13,986.65
C-14-0031	Speedway Drive	resurface	Anderson County	\$83,000.00	\$58,308.91	\$58,308.91	\$24,691.09
C-14-0032	Beaver Creek Road	resurface	Anderson County	\$29,000.00	\$15,478.10	\$15,478.10	\$7,521.90
C-15-0078	Belair Circle	resurface	Anderson County	\$72,500.00	\$16,084.70	\$25,586.37	\$46,913.63
C-10-0122	Parker Bowie Rd	resurface	Anderson County	\$25,500.00	\$20,797.09	\$20,797.09	\$4,702.91
C-01-0062	Sherman Road	resurface	Anderson County	\$78,698.45	\$60,581.03	\$60,581.03	\$18,117.42
BN-18-1526	Crescent Avenue	resurface	Anderson County	\$42,000.00	\$36,100.45	\$36,100.45	\$5,899.55
BN-18-1507	Boyes Circle	resurface	Anderson County	\$23,700.00	\$15,501.76	\$15,501.76	\$8,198.24
BN-18-1509	Briarwood Drive	resurface	Anderson County	\$7,500.00	\$7,461.40	\$7,461.40	\$38.60
BN-18-1563	Lincoln Street	resurface	Anderson County	\$5,600.00	\$4,938.84	\$4,938.84	\$661.16
BN-18-1657	Owens Drive	resurface	Anderson County	\$5,150.00	\$3,648.61	\$3,648.61	\$1,501.39
BN-18-1582	Oak Street	resurface	Anderson County	\$5,250.00	\$5,322.16	\$5,322.16	(\$72.16)
BN-18-1672	Heritage Way	resurface	Anderson County	\$6,700.00	\$6,246.40	\$6,246.40	\$453.60
C-02-0135	Ridge Road	resurface	Anderson County	\$5,200.00	\$7,452.46	\$7,452.46	(\$2,252.46)
C-09-0231	Hanks Road	resurface	Anderson County	\$193,000.00	\$171,714.61	\$171,714.61	\$21,285.39
C-09-0224	Linden Street	resurface	Anderson County	\$13,000.00	\$10,305.81	\$10,305.81	\$2,694.19
C-05-0084	Donald Drive	resurface	Anderson County	\$12,000.00	\$11,735.76	\$11,735.76	\$264.24
C-10-0064A	Bevlyn Road	resurface	Anderson County	\$21,000.00	\$16,845.83	\$16,845.83	\$4,154.17
C-01-0057A	Meadowridge Drive	resurface	Anderson County	\$23,000.00	\$20,064.21	\$20,064.21	\$2,935.79
C-01-0057	Merrimeadows Road	resurface	Anderson County	\$10,000.00	\$7,777.90	\$7,777.90	\$2,222.10
C-15-0091	Winston Drive	resurface	Anderson County	\$24,000.00	\$15,694.99	\$15,694.99	\$8,305.01
C-18-0084	Rodgers Road Bridge Replacement - Culvert	bridge replacement	Anderson County	\$67,000.00	\$59,279.15	\$59,279.15	\$7,720.85
C-10-0136A	Willow Place	resurface	Anderson County	\$100,000.00	\$94,226.70	\$94,226.70	\$5,773.30
C-10-0136	Windy Hill Drive	resurface	Anderson County	\$49,000.00	\$43,486.38	\$43,486.38	\$5,513.62
C-09-0163A	Persimmon Lane	resurface	Anderson County	\$55,000.00	\$50,302.44	\$50,302.44	\$4,697.56
C-14-0076C	Haytue Drive	resurface	Anderson County	\$90,000.00	\$37,307.65	\$37,307.65	\$52,692.35
			Anderson County	\$87,000.00	\$73,055.40	\$73,055.40	\$13,944.60

LOCAL ROUTE	PROJECT DESCRIPTION	WORK TYPE	RESPONSIBLE AGENCY	BUDGET	EXPENDITURES	EXPENDITURES TO DATE	REMAINING BUDGET
C-09-0383	Michelin Boulevard	repairs	Anderson County	\$200,000.00	\$53,570.83	\$199,676.92	\$323.08
C-14-0057	Jule Martin Road	Full depth Patching	Anderson County	\$84,000.00	\$70,164.77	\$70,164.77	\$13,835.23
C-14-0085	Tillotson Road	Full depth Patching	Anderson County	\$54,000.00	\$39,054.58	\$39,054.58	\$14,945.42
C-09-0373	Lee Dobbins Road	Full depth Patching	Anderson County	\$83,000.00	\$34,830.39	\$34,830.39	\$48,169.61
C-15-0146	Clinkscales Road	Full depth Patching	Anderson County	\$40,000.00	\$6,816.53	\$6,816.53	\$33,183.47
C-08-0095	Old Webb Road	Full depth Patching	Anderson County	\$76,500.00	\$32,550.91	\$32,550.91	\$43,949.09
C-10-0143	Dunlap Road	Full depth Patching	Anderson County	\$49,500.00	\$55,801.79	\$55,801.79	(\$6,301.79)
C-10-0088	Stringer Road	Full depth Patching	Anderson County	\$127,957.22	\$126,957.22	\$126,957.22	\$542.78
C-06-0058	Hurricane Creek Road	Full depth Patching	Anderson County	\$58,000.00	\$116,176.22	\$116,176.22	(\$58,176.22)
Various	LW Single Treatment Project	Single Treatment	Anderson County	\$410,000.00	\$376.75	\$376.75	\$409,623.25
C-07-0049	H I Taylor Culvert	Culvert Project	Anderson County	\$100,000.00	\$6,029.22	\$6,029.22	\$93,970.78
C-02-0079	LaRache Road Safe Routes to School Proj.	Sidewalks	Anderson County	\$130,000.00	\$19,155.00	\$19,155.00	\$110,845.00
Various	City of Belton - Sidewalk Repair Project	Sidewalks	Anderson County	\$60,000.00	\$41,067.84	\$41,067.84	\$18,932.16
C-01-0031	Sitton Hill Road	Full depth Patching	Anderson County	\$56,500.00	\$82,990.35	\$82,990.35	(\$26,490.35)
C-01-0011	Roe Road	Full depth Patching	Anderson County	\$101,500.00	\$98,314.94	\$98,314.94	\$3,185.06
TOTALS				\$ 4,944,734	\$ 2,875,126	\$ 3,462,183	\$ 1,482,551

STATE ROAD PROJECTS

Note: Actual Expenses can reflect multiple fiscal years.

ROAD - ROUTE	PROJECT DESCRIPTION	WORK TYPE	RESPONSIBLE AGENCY	BUDGET	EXPENDITURES	EXPENDITURES TO DATE	REMAINING BUDGET
S-04-0381	East Hampton Avenue	Resurface	SCDOT	\$242,262.00	\$242,262.00	\$242,262.00	\$0.00
S-04-0449	Eastview Street/Rouse Street	Resurface	SCDOT	\$305,455.00	\$305,455.00	\$305,455.00	\$0.00
S-04-0580	Sanders Street	Resurface	SCDOT	\$146,290.00	\$146,290.00	\$146,290.00	\$0.00
SC Hwy 20	Belton - EMS Flashing Light	Safety	SCDOT	\$7,000.00	\$7,000.00	\$7,000.00	\$0.00
S-04-0098	Webb Road Turning Lane	Intersection Improve.	SCDOT	\$192,110.00	\$192,110.00	\$192,110.00	\$0.00
S-04-0092	Commeross Road	Resurface	SCDOT	\$437,460.00	\$437,460.00	\$437,460.00	\$0.00
S-04-0092A	Hatcher Road	Resurface	SCDOT	\$49,411.00	\$49,411.00	\$49,411.00	\$0.00
S-04-0493	O'Neal Ferry Road	Resurface	SCDOT	\$447,051.00	\$447,051.00	\$447,051.00	\$0.00
TOTALS				\$ 1,827,039	\$ 1,827,039	\$ 1,827,039	\$ -

STATE ROAD MATCH PROJECTS

Note: Actual Expenses can reflect multiple fiscal years.

ROAD - ROUTE	PROJECT DESCRIPTION	WORK TYPE	RESPONSIBLE AGENCY	BUDGET	EXPENDITURES	EXPENDITURES TO DATE	REMAINING BUDGET
TOTALS				\$ -	\$ -	\$ -	\$ -

EXPENDITURES FOR STATE ROAD PROJECTS AND MATCH PROJECTS IN EXCESS OF MATCH AMOUNT (AS A PERCENT OF TOTAL INCOME) = 63.4%

CTC CHAIRMAN:

DATE:

[Signature]
11/3/11

PREPARED BY: P.G.

TITLE: FINANCIAL ANALYST

BEAUFORT COUNTY ANNUAL C FUND REPORT
JULY 1, 2010- JUNE 30, 2011

10/3/2011

INCOME AND EXPENSES

Balance of Funds as of July 1, 2010		\$2,671,556
Income:		
Funds Received for Period July 1, 2010 through June 30, 2011	\$1,411,808	
Interested Earned for Period July 1, 2010 through June 30, 2011	\$9,483	
Total Income	\$1,421,291	
Expenses:		
Administrative Expenses	\$552	
Local Paving Project Expenditures	\$1,248,698	
State Road Project Expenditures	\$851,307	
Total Expenditures	\$2,100,557	
Balance of Funds as of June 30, 2011		\$1,992,290

FUNDING COMMITMENTS

Local Paving Projects	\$109,931	
State Road Projects	\$0	
Total Committed Funds	\$109,931	
Total Uncommitted Funds Available for New Projects		\$1,882,359

BEAUFORT COUNTY ANNUAL C FUND REPORT
 JULY 1, 2010 - JUNE 30, 2011

10/3/2011

LOCAL PAVING PROJECTS

LOCAL ROUTE	PROJECT DESCRIPTION	WORK TYPE	RESPONSIBLE AGENCY	BUDGET	TOTAL EXPENDITURES	CURRENT FY EXPENDITURES	REMAINING BUDGET
Contract 40	Joe Allen/Biddie Ln, Patterson Rd	Paving/Drainage	County	\$428,324	\$428,324	\$330,522	\$0
Contract 41	Webb Rd, Bessies Ln, Riley Rd Nathan Pope Rd, Scipio Rd, Fair Rd Cherokee Farms Rd	Paving/Drainage	County	\$860,204	\$860,204	\$253,186	\$0
Contract 39	Paulkie Island Rd, Frame Ave, Harvey's Bend, Mark Ave, Habersham Ave, Wesley Ave, Suzanne Ave, Hugh Ave	Paving/Drainage	County	\$530,755	\$528,255	\$528,255	\$2,500
Contract 42	E. River Rd, W. River Rd, Central Dr	Paving/Drainage	County	\$574,688	\$467,257	\$467,257	\$107,431
Total Local Paving Projects				\$1,965,647	\$1,855,716	\$1,248,698	\$109,931

EXPENDITURES FOR LOCAL PAVING PROJECTS AS PERCENT OF TOTAL INCOME= 87%

BEAUFORT COUNTY ANNUAL C FUND REPORT
 JULY 1, 2010 - JUNE 30, 2011

10/3/2011

STATE ROAD PROJECTS

ROAD-ROUTE	PROJECT DESCRIPTION	WORK TYPE	RESPONSIBLE AGENCY	BUDGET	TOTAL EXPENDITURES	CURRENT FY EXPENDITURES	REMAINING BUDGET
State Road Projects -20 Rds							
6.9 Miles		Resurfacing	County	\$870,120	\$870,120	\$647,176	\$0
S-7-586	Dr. Mellichamp Rd						
S-7-299/66	Chruch St/Boundary St						
S-7-584/583	Jason St/Whispering Pines						
S-7-300/241/404	Allen St/Goethe Rd/Schultz Rd						
S-7-634/636/635	Roberts Rd/Creek Rd/Vaux Rd						
S-7-761/728	WK Alston Dr/Ratel Dr						
S-7-159/375	Allison Rd/Port Republic St						
S-7-206/276	Hancock St/Duncan Dr						
S-7-563/386	Verdier Rd/Langhorne Dr						
S-7-273	Merita Ave						
US 21/SC281	Traffic Signal Repair for Boundary Street @Ribaut Rd	Signal Repair	County	\$1,731	\$1,731	\$1,731	\$0
US 17/US 21	McGarvey's Corner Roadway Light Pole Replacement	Roadway Lighting Repair	County	\$2,400	\$2,400	\$2,400	\$0
US 21	Ribaut Road Lenora Drive to Lady's Island Drive	Resurfacing	SCDOT	\$200,000	\$200,000	\$200,000	\$0
TOTALS				\$1,074,251	\$1,074,251	\$851,307	\$0

EXPENDITURES FOR STATE ROAD PROJECTS AS PERCENT OF TOTAL INCOME = 59%

CTC Chairman: Irvin Campbell
 Irvin Campbell
 Date: 10/12/11

BERKELEY COUNTY ANNUAL C-FUND REPORT
JULY 1, 2010 – JUNE 30, 2011

INCOME & EXPENSES

Balance of Funds as of July 1, 2010		\$11,087,742.52
Income:		
Gas Tax Funds Accrued for Period July 1, 2010 through June 30, 2011	\$2,338,312.11	
Interest Earned for Period July 1, 2010 through June 30, 2011	\$ 23,807.31	
Other Funds Received for Period July 1, 2010 through June 30, 2011	\$ 367,452.12	
Total Income		\$ 2,729,571.54
Expenses:		
Administrative Expenses	\$ 86.12	
Per Diem Expenses	\$ 0.00	
Local Paving Expenditures	\$ 149,318.11	
State Road Project Expenditures	\$ 2,756,600.00	
Total Expenditures		\$ 2,906,004.23
Balance of Funds as of June 30, 2011		\$10,911,309.83

FUNDING COMMITMENTS

Local Paving Projects (balance)	\$10,673,862.54
State Road Projects (balance)	\$ 660,500.00
Total Committed Funds (balance)	\$ 11,334,362.54
Total Uncommitted Funds Available for New Projects	(\$ 423,052.71)
Uncommitted Funds as a Percentage of Total Income* is (18.2%)	

LOCAL PAVING PROJECTS FY 2010/2011 Expenditures						
ROAD/ ROUTE	PROJECT DESCRIPTION	WORK TYPE	RESPONSIBLE AGENCY	BUDGET	FY 10/11 EXPENDITURES	REMAINING BUDGET
04 B 005 Cyrus Lane		Right of way acquisition	Berkeley County	15,000.00	0.00	15,000.00
04 B 008 Irby Drive		Right of way acquisition	Berkeley County	15,000.00	0.00	15,000.00
04 B 010 Joy Drive		Right of way acquisition	Berkeley County	15,000.00	0.00	13,747.33
04 B 013 Holiday Drive		Repair & resurfacing	Berkeley County	327,200.00	0.00	327,200.00
06 B 002 Pond Road Design Revision		Engineering & bid documents for paving & related improvements	Berkeley County	37,000.00	15,192.00	7,890.00
06 B 005 Palace Drive		Paving & related improvements	Berkeley County	250,000.00	0.00	63,369.15
07 B 003 Bethel Road		Paving & related improvements	Berkeley County	432,000.00	0.00	179,415.26
07 B 004 Frederick Douglas Maplewood		Paving & related improvements	Berkeley County	864,000.00	0.00	307,662.97
07 B 005 Pond Road		Paving & related improvements	Berkeley County	330,700.00	23,403.02	307,296.98
08 G 005 Municipal Center Hiker/Biker Trail		Multipurpose trail	City of Goose Creek	49,100.00	0.00	49,100.00
09 B 001 Hamlet Circle		Repair & resurfacing	Berkeley County	88,100.00	0.00	88,100.00
09 B 004 Local Road Resurfacing-2009		Local Road Resurfacing	Berkeley County	2,773,600.00	18,594.75	2,723,395.24
09 G 005 Municipal Center Hiker/Biker Trail		Multipurpose trail	City of Goose Creek	37,300.00	0.00	37,300.00
09 B 006 Sangaree Parkway Sidewalk		Sidewalks & related improvements	Berkeley County	9,675.00	0.00	9,675.00

ROAD/ ROUTE	PROJECT DESCRIPTION	WORK TYPE	RESPONSIBLE AGENCY	BUDGET	FY 10/11 EXPENDITURES	REMAINING BUDGET
09 B 007 Tomaka Drive Sidewalk		Sidewalks & related improvements	Berkeley County	3,950.00	0.00	3,950.00
09 B 008 Longstreet Street Sidewalk		Sidewalks & related improvements	Berkeley County	19,250.00	0.00	19,250.00
09 B 009 Beauregard Road Sidewalk		Sidewalks & related improvements	Berkeley County	19,300.00	0.00	19,300.00
09 M 010 Moncks Corner Recreation Complex Trails		Multipurpose trail	Town of Moncks Corner	100,000.00	0.00	100,000.00
09 B 011 Gainesborough Drive		Engineering & bid documents for widening & related improvements	Berkeley County	50,000.00	20,466.90	29,533.10
09 B 012 Gainesborough Drive		Road widening & related improvements	Berkeley County	900,000.00	0.00	900,000.00
10 M 001 Moncks Corner Recreation Complex Road		Road construction	Town of Moncks Corner	325,000.00	0.00	325,000.00
10 B 002 Trinity Church Road		Engineering & bid documents for paving & related improvements	Berkeley County	118,600.00	66,166.79	1,172.16
10 B 003 Trinity Church Road		Paving & related improvements	Berkeley County	670,000.00	1,102.20	668,897.80
10 H 004 Tanner Plantation Trail		Multipurpose trail	City of Hanahan	89,500.00	0.00	89,500.00
10 G 008 Plantation North Trail - Phase 2		Multipurpose trail	City of Goose Creek	17,900.00	0.00	17,900.00
11 B 001 County Road Resurfacing (formerly Contract B)		Repair & resurfacing	Berkeley County	3,700,000.00	4,392.45	3,695,607.55
11 B 004 Hamlet Circle		Repair & resurfacing	Berkeley County	125,000.00	0.00	125,000.00
11 B 006 County Road Resurfacing - 2011		Repair & resurfacing	Berkeley County	534,600.00	0.00	534,600.00
					149,318.11	10,673,862.54

TOTAL EXPENDITURES FOR LOCAL PAVING PROJECTS:

\$149,318.11

TOTAL EXPENDITURES FOR LOCAL PAVING PROJECTS AS PERCENT OF TOTAL INCOME*:

6.4%


STATE ROAD PROJECTS FY 2010/2011 Expenditures						
ROAD/ROUTE	PROJECT DESCRIPTION	WORK TYPE	RESPONSIBLE AGENCY	BUDGET	FY 10/11 EXPENDITURES	REMAINING BUDGET
S-432; S-660; S-699; S-757; S-979	08 D 002 Additional State Resurfacing (SCDOT 08 C 0038)	Repair & resurfacing	SCDOT	450,427.07	0.00	0.00
	09 D 003 SCDOT Resurfacing	Repair & resurfacing	SCDOT	2,939,432.91	0.00	0.00
S-16	01 D 005 Firefighter Michael French Road	Dedication signage	SCDOT	500.00	500.00	0.00
S-126	10 D 006 Mendel Rivers Road	Repair & resurfacing	SCDOT	568,000.00	0.00	568,000.00
S-313	10 D 007 Pineview Drive	Repair/replace drainage structures	SCDOT	10,000.00	0.00	10,000.00
S-35	11 D 002 Dennis Ridge Road	Aggregate surfacing	SCDOT	60,000.00	60,000.00	0.00
S-708	11 D 003 Viper Road	Repair & resurfacing	SCDOT	82,500.00	0.00	82,500.00
	State Road Resurfacing - 2011	Repair & resurfacing	SCDOT	2,696,100.00	2,696,100.00	0.00
					2,756,600.00	660,500.00

STATE ROAD MATCH PROJECTS FY 2010/2011 Expenditures								
ROAD/ROUTE	PROJECT DESCRIPTION	WORK TYPE	RESPONSIBLE AGENCY	CTC PROGRAM MATCH FUNDS COMMITTED	EXPENDITURES	CURRENT FISCAL YEAR EXPENDITURES	REMAINING BUDGET	CURRENT FISCAL YEAR EXPENDITURES IN EXCESS OF MATCH AMOUNT**

EXPENDITURES FOR STATE ROAD PROJECTS AND MATCH PROJECTS IN EXCESS OF MATCH AMOUNT AS PERCENT OF TOTAL INCOME* = 118.9%

* For purposes of this report, "total income" is the County's "apportionment" as described in SC Code Section 12-28-2740.

** For match programs only CTC expenditures in excess of match amounts may be applied towards meeting the 25% requirement for expenditure on the State highway system.



CTC Chairman: _____

Date: 11/29/2011

**CHARLESTON COUNTY ANNUAL C FUND REPORT
JULY 2010 - JUNE 2011**

INCOME AND EXPENSES

Balance of Funds as of July 1, 2010 \$ 12,200,363
\$ 12,200,363

Income:
 Funds Received for Period July 1, 2010 through June 30, 2011 \$ 4,278,359
 Interest Earned for Period July 1, 2010 through June 30, 2011 \$ 41,461
 Total Income \$ 4,319,820

Expenses:
 Administrative Expenses \$ 2,000
 Local Road Project Expenditures \$ 1,863,472
 State Road Project Expenditures \$ 1,734,446
 State Road Match Expenditures \$ 279,726
 Total Expenditures \$ 3,879,644
 Balance of Funds as of June 30, 2011 \$ 12,640,539

FUNDING COMMITMENTS

Local Road Projects \$ 5,491,738
 State Road Projects \$ 6,517,534
 State Road match Projects \$ 192,782
 Total Committed Funds \$ 12,202,054
 Total Uncommitted Funds Available for New Projects \$ 438,486
 Uncommitted Funds as Percent of Total Income = 10.2%

CTC Chairman Wilbert O. Jinks
 Date: 10/13/2011

LOCAL PAVING PROJECTS

LOCAL ROUTE	Org Key	PROJECT DESCRIPTION	WORK TYPE	RESPONSIBLE AGENCY	BUDGET	TOTAL EXPENDITURES	Current Fiscal Year Expenditures	REMAINING BUDGET	Current Fiscal Year Expenditures in excess
	W42046003	54th-57th Ave Drainage	Drainage	Charleston County	100,000	100,000	100,000	\$	\$
	W42006709	Alston Avenue	Paving	Charleston County	66,000	21,992	35	44,038	\$
	W42046801	Burnes Down Sidewalk	Sidewalks	Charleston County	93,500	65,455	-	28,045	\$
	W42046102	Dunes West	Sidewalks	Charleston County	100,000	-	-	100,000	\$
	W42006805	Foxwood/Popperdam Sidewalks	Sidewalks	Charleston County	529,000	398,903	2,308	130,097	\$
	W42046902	Hampton Place	Paving	Charleston County	7,043	7,043	-	-	\$
	W42006810	Lincolnville Misc	Road Materials	Charleston County	80,000	43,980	32,736	36,040	\$
	W42006905	New Road	Paving	Charleston County	84,532	84,532	-	0	\$
	W42006410	New Road	Paving	Charleston County	-	-	-	-	\$
	W42006509	New Road	Paving	Charleston County	-	-	-	-	\$
	W42006511	Pavement Management	Software	Charleston County	75,000	54,916	-	20,084	\$
	W42046101	Peaceful Way	Paving	Charleston County	41,300	-	-	41,300	\$
	W42046001	Proi Rec Evals		Charleston County	10,000	5,034	3,000	4,966	\$
(34% St, 66% Local)	W42047907	Resurfacing FY09	Resurfacing	Charleston County	3,557,684	2,512,456	398,102	1,045,228	\$
(33% local/37% State)	W42047008	Resurfacing FY10	Resurfacing	Charleston County	1,501,175	442,077	438,084	1,059,088	\$
(63% local/37 state)	W42040001	Road Railing Pavement	Resurfacing	Charleston County	2,084,498	5,807	5,807	2,078,631	\$
(46% local/54% State)	W42047901	S Rhatt Connection	Roadway Construction	Charleston County	92,000	91,324	36,097	676	\$
	W42047902	Seabrook Bike/Ped Path	Roadway Construction	Charleston County	480,000	408,939	358,433	73,061	\$
	W42048103	Seawater Drive and Elias Lane	Paving	Charleston County	112,000	-	-	112,000	\$
	W42046804	Specification Book	Spec book	Charleston County	478,857	449,670	388,179	28,886	\$
	W42006305	West Boundary	Paving	Charleston County	35,000	248	248	34,752	\$
	W42006712	West Dolphin	Drainage	Charleston County	318,101	30,564	13,301	287,537	\$
	W42046905	Wingo Way Drainage	Drainage	Charleston County	150,000	-	-	150,000	\$
		TOTALS		Charleston County	324,167	103,970	86,743	217,197	\$
					10,319,598	4,827,980	1,863,472	5,491,738	\$

EXPENDITURES FOR LOCAL ROAD PROJECTS AS PERCENT OF TOTAL INCOME = 43.1%

STATE ROAD PROJECTS

ROAD ROUTE	Orig Key	PROJECT DESCRIPTION	WORK TYPE	RESPONSIBLE AGENCY	BUDGET	TOTAL EXPENDITURES	Current Fiscal Year Expenditures	REMAINING BUDGET	Current Fiscal Year Expenditures in excess
	W42047111	52nd/57th Drainage	Drainage	Charleston County	100,000	100,000	100,000		
S-1210	W42007608	Ashley Hall Road	Sidewalk	Charleston County	40,000	38,731		1,269	\$
S-659	W42047906	526 EB Connector/International	Intersection Improvement	Charleston County	100,000	63,654		36,346	\$
	W42047007	Cherry St Improvements	Roadway Construction	Charleston County	76,247	32,884	20,263	43,964	\$
S-2028	W42047004	Cherry St Improvements	Roadway Construction	Charleston County	70,000	70,000		70,000	\$
S-726	W42047005	Cross City at Dorchester	Intersection Improvement	Charleston County	240,000	210,194	179,862	29,806	\$
	W42047006	Dogwood Rd Sidewalk	Sidewalks	Charleston County	150,000	34,856	6,484	150,000	\$
S-668	W42047008	Fishburne St	Sidewalks	Charleston County	90,000	52,150	36,080	37,850	\$
Various	W42047108	FL Johnson/Succession/Ilse	Intersection Improvement	Charleston County	14,393	14,393	14,393	57,559	\$
S-95	W42007009	FY09 Projects	Signs	Charleston County	5,000	2,500	2,500	2,500	\$
S-94	W42007613	Gimball Road Sidewalk II	Sidewalk	Charleston County	110,000	1,985	1,845	110,000	\$
S-94	W42047905	Gimball Road Sidewalk II 06	Sidewalk	Charleston County	415,958	86,598	20,002	411,973	\$
S-94	W42047102	Gimball Road Sidewalk Phase II	Sidewalk	Charleston County	200,000	18,772	1,365	113,402	\$
S-94	W42047109	International Turn	Intersection Improvement	Charleston County	165,000	1,116	1,116	146,228	\$
S-94	W42047104	Lincoln Ave Sidewalk	Intersection Improvement	Charleston County	150,000	30,000		148,984	\$
S-94	W42047109	Lincoln Ave Sidewalk	Sidewalk	Charleston County	30,000	30,000		30,000	\$
SC611863	W42007708	Mattis Ferry Bike Path	Bike Path	Charleston County	120,000		4,040	115,960	\$
S-598	W42007506	McConnell/Magwood	Intersection Improvement	Charleston County					\$
S-598	W42007608	Middle Street	Drainage	Charleston County	242,839	242,839			\$
S-598	W42047110	Middle Street Drainage	Drainage	Charleston County	50,000	24,603	934	25,397	\$
S-983/1995	W42046903	Museum Signs	Drainage	Charleston County	7,000			7,000	\$
(34% St, 65% Local)	W42047507	Rad Sunset	Intersection	Charleston County	100,000	38,917	13,228	61,063	\$
St 67%, Loc. 33%)	W42047008	Resurfacing FY09	Resurfacing	Charleston County	1,832,746	1,284,295	205,698	538,451	\$
Local 63%, St. 37%	W42040001	Resurfacing FY10	Resurfacing	Charleston County	3,047,940	897,549	889,442	2,150,291	\$
S-51/S-521	W42047002	Resurfacing FY11	Resurfacing	Charleston County	1,224,194	3,411	3,411	1,220,783	\$
S-51/S-521	W42007609	Rite Range at 6 mile	Resurfacing	Charleston County	65,000			65,000	\$
{46% local/54% State}	W42047105	Rite Range Six mile Intersection	Intersection Improvement	Charleston County	125,000	125,000	125,000		\$
	W42047901	Rivers/Oltiano Road	Intersection Improvement	Charleston County	175,000	31,327	31,327	143,673	\$
	W42047106	Road Railing Pavement	Intersection Improvement	Charleston County	106,000	107,206	42,374	794	\$
	W42047003	St. Andrews Bike Path	Engineering Analysis	Charleston County	133,265	14,937	14,937	118,288	\$
US17	W42047003	Savage Road Sidewalk	Bike Path	Charleston County	80,000	2,562	2,562	77,338	\$
US17	W42047001	US17 at Buckhorn	Sidewalk	Charleston County	200,000	30,692	8,724	169,308	\$
US17/SC165	W42047012	US17 at 826 Barrier wall	Intersection Improvement	Charleston County	50,000	10,269	450	39,732	\$
US17/SC175	W42047012	US17/165 Intersection	Median	Charleston County	265,254	265,255			\$
US17/SC174	W42047010	US17N at SC174 Turn Lane	Turn lane	Charleston County	85,000	3,939	3,939	81,062	\$
S-26	W42047012	US17N at SC174 Turn Lane	Turn lane	Charleston County	154,350	19,734	4,518	134,616	\$
	W42047012	Wappoo Road Sidewalk	Sidewalk	Charleston County	49,649	165	53	49,484	\$
	TOTALS				10,312,245	3,690,673	1,734,446	6,517,534	\$

EXPENDITURES FOR STATE ROAD PROJECTS AS PERCENT OF TOTAL INCOME * 40.2%

STATE ROAD MATCH PROJECTS

ROAD ROUTE	Orig Key	PROJECT DESCRIPTION	WORK TYPE	RESPONSIBLE AGENCY	CTC Program Match Funds Committed	TOTAL EXPENDITURES	Current Fiscal Year Expenditures	REMAINING BUDGET	Current Fiscal Year Expenditures in excess
S-1373	W42019501	Orleans Sidewalk	Sidewalk	Charleston County	\$ 125,000	\$ 105,691	\$ -	\$ 19,309	\$ -
US175-584	W42019502	US17 Turn Lane	Turn Lane	Charleston County	\$ 87,500	\$ 46,015	\$ -	\$ 41,485	\$ -
I-526/SC7	W42019503	SC7 Ramp	Turn Lane	Charleston County	\$ 115,000	\$ 98,142	\$ -	\$ 16,858	\$ -
US175-317	W42019504	US177/Davison	Intersection Improvement	Charleston County	\$ 172,500	\$ 148,056	\$ 7,086	\$ 24,444	\$ -
S-1210	W42019506	Ashley Hall Sidewalk	Sidewalk	Charleston County	\$ 45,000	\$ 19,654	\$ -	\$ 25,346	\$ -
SC-171	W42019505	Folly Road Sidewalk Design	Sidewalk	Charleston County	\$ 4,091	\$ 4,091	\$ -	\$ (0)	\$ -
Various	W42019001	C Fund SMP 10 (2009)	State Match	Charleston County	\$ 338,000	\$ 272,660	\$ 272,660	\$ 65,340	\$ -
					\$ 887,091	\$ 554,309	\$ 279,782	\$ 192,782	\$ -

EXPENDITURES FOR STATE ROAD MATCH PROJECTS AS PERCENT OF TOTAL INCOME = 6.5%

CHEROKEE COUNTY CTC ANNUAL C FUND REPORT
 JULY 1, 2010 - JUNE 30, 2011

INCOME AND EXPENSES

Balance of Funds as of July 1, 2010	\$ 1,460,117
Income:	
Funds Received for Period July 1, 2010 through June 30, 2011	\$ 981,135
Interest Earned for Period July 1, 2010 through June 30, 2011	\$ 2,046
Total Income	\$ 983,181

Expenses:

Administrative Expenses	-
Local Paving Project Expenditures	\$ 515,877
State Road Project Expenditures	\$ 573,620
State Road Match Expenditures	-
Total Expenditures	\$ 1,089,497
Balance of Funds as of June 30, 2011	\$ 1,353,801

FUNDING COMMITMENTS

Local Paving Projects	\$ 635,402
State Road Projects	\$ 74,672
State Road Match Projects	-
Total Committed Funds	\$ 710,074
Total Uncommitted Funds Available for New Projects	\$ 643,728

LOCAL PAVING PROJECTS

LOCAL ROUTE	PROJECT DESCRIPTION	WORK TYPE	RESPONSIBLE AGENCY	BID #	BUDGET	TOTAL EXPENDITURES	CURRENT FISCAL YEAR EXPENDITURES	REMAINING BUDGET
	ALLEY BESIDE VISITOR CENTER	RESURFACE	COUNTY	COG 2010-04	5,540.00	6,358.46		(818.46)
	BLANTON MEADOWS DRIVE	LEVELING	COUNTY	2 2010-04	1,360.00	1,800.00		(240.00)
	BO LANE	RESURFACE	COUNTY	COG 2010-04	14,171.32	15,678.20		(1,506.88)
	BROOKSIDE DRIVE	RESURFACE	COUNTY	COG 2010-04	8,099.48	9,301.66		(1,202.18)
	BROWNING ROAD	RESURFACE	COUNTY	COG 2010-04	9,661.76	9,589.74		72.02
	DEER RIDGE ROAD	RESURFACE	COUNTY	5 2010-04	22,290.00	24,894.52		(2,704.52)
	DEER RIDGE ROAD	GRAVEL	COUNTY	5	7,066.59	7,066.59		-
	FILTER PLANT ROAD	RESURFACE	COUNTY	4 2010-04	83,897.76	79,366.04		4,531.72
	FILTER PLANT ROAD	MARKINGS	COUNTY	4	2,943.50	2,943.50		(31.50)
	FOGGY BOTTOM	RESURFACE	COUNTY	7 2010-04	6,498.00	6,498.42		149.58
	GARDNER STREET	RESURFACE	COUNTY	COG 2010-04	4,359.98	3,113.48		1,246.50
	HILLCREST DRIVE	LEVELING	COUNTY	7 2010-04	3,760.00	4,000.00		(240.00)
	ISABEL DRIVE	PAVING	COUNTY	6 2010-04	3,960.19	4,718.05		(757.86)
	LONDON STREET	RESURFACE	COUNTY	TOB 2010-04	7,271.00	8,714.42		(1,443.42)
	MOSS TRAIL	LEVELING	COUNTY	7 2010-04	7,200.00	8,000.00		(800.00)
	SADDLE DRIVE	RESURFACE	COUNTY	6 2010-04	10,791.92	10,791.92		-
	SWEET GUM ROAD	PAVING	COUNTY	6 2010-04	88,639.90	82,562.16		6,077.74
	SWEET GUM ROAD	GRAVEL	COUNTY	5	34,422.75	34,422.75		-
	UNNAMED ALLEY/GARDNER STREET	RESURFACE	COUNTY	COG 2010-04	2,880.80	3,080.24		(199.44)
	UNNAMED ALLEY/SUBSTATION II	RESURFACE	COUNTY	COG 2010-04	3,556.68	3,124.56		432.12
	WALKER ROAD	LEVELING	COUNTY	7 2010-04	28,960.00	28,393.60		566.40
	WALL STREET	RESURFACE	COUNTY	COG 2010-04	8,310.00	9,880.32		(1,570.32)
	BLANTON DRIVE	PAVING	COUNTY	4 2010-29	9,620.00	9,666.80		(236.80)
	BLANTON DRIVE	GRAVEL	COUNTY	4	4,153.63	4,153.63		-
	GARNER CREEK ROAD	RESURFACE	COUNTY	7 2010-29	36,404.50	29,425.00		6,979.50
	HARDIN TRAIL	RESURFACE	COUNTY	7 2010-29	18,210.50	17,099.50		1,111.00
	HOLLYWOOD DRIVE	RESURFACE	COUNTY	4 2010-29	4,235.00	4,898.50		(753.50)
	HOUSER ROAD	LEVELING	COUNTY	7 2010-29	2,720.00	2,720.00		-
	KILLION DRIVE	RESURFACE	COUNTY	6 2010-29	11,242.00	11,550.00		(308.00)
	KINGS CREEK FORD ROAD	RESURFACE	COUNTY	7 2010-29	12,625.00	11,664.80		960.20
	LOGAN STREET	RESURFACE	COUNTY	TOB 2010-29	11,687.50	12,648.70		(961.20)
	McDONALD FARM ROAD	RESURFACE	COUNTY	2 2010-29	7,786.40	7,786.40		-
	OAK STREET/CYPRESS AVENUE	LEVELING	COUNTY	COG 2010-29	3,280.00	3,280.00		-
	SILVERMAN ROAD	LEVELING	COUNTY	6 2010-29	7,200.00	8,343.20		(1,143.20)
	WILDERNESS TRAIL	RESURFACE	COUNTY	7 2010-29	18,150.00	17,198.50		951.50
	BOYD STREET	GRAVEL	COUNTY	COG	1,657.26	1,657.26		-
	MEETING HOUSE ROAD	GRAVEL	COUNTY	2	8,648.35	8,648.35		-
	DIST. 5 DEER RIDGE ROAD	WATER	COUNTY	5	216.92	216.92		-
	DIST. 5 SWEET GUM ROAD	WATER	COUNTY	5	340.75	340.75		-

TOTALS

\$ 523,938 \$ 515,877 \$ - \$ 8,061

EXPENDITURES FOR LOCAL PAVING PROJECTS AS PERCENT OF TOTAL INCOME =

52.5%

STATE ROAD PROJECTS

ROAD - ROUTE	PROJECT DESCRIPTION	WORK TYPE	RESPONSIBLE AGENCY	COG	BUDGET	EXPENDITURES	CURRENT FISCAL YEAR EXPENDITURES	REMAINING BUDGET
S-11-415	CHATAM AVENUE	RESURFACE	COUNTY	2010-04	17,085.36	17,085.36	-	-
S-11-415	CHATAM AVENUE	TESTING	COUNTY	COG	417.08	417.08	-	-
S-11-051	HETTY HILL STREET	RESURFACE	COUNTY	2010-04	47,200.80	53,075.67	-	(5,874.87)
S-11-051	HETTY HILL STREET	MARKINGS	COUNTY	COG	4,219.76	4,219.76	-	-
S-11-051	HETTY HILL STREET	TESTING	COUNTY	COG	462.09	462.09	-	-
S-11-325	SMITH STREET	RESURFACE	COUNTY	3 2010-04	9,013.58	9,822.42	-	(808.84)
S-11-325	SMITH STREET	TESTING	COUNTY	COG	349.58	349.58	-	-
S-11-172	COLLEGE DRIVE	RESURFACE	COUNTY	3 2010-29	74,624.24	71,097.20	-	3,527.04
S-11-172	COLLEGE DRIVE	TESTING	COUNTY	3	420.00	420.00	-	-
S-11-172	COLLEGE DRIVE	MARKINGS	COUNTY	3	842.00	909.00	-	(67.00)
S-11-130	E. MONTGOMERY STREET	RESURFACE	COUNTY	1 2010-29	113,100.00	131,378.75	-	(18,278.75)
S-11-130	E. MONTGOMERY STREET	TESTING	COUNTY	1	840.00	840.00	-	-
S-11-130	E. MONTGOMERY STREET	MARKINGS	COUNTY	1	1,199.50	1,227.00	-	(27.50)
S-11-63	GRASSY POND ROAD	RESURFACE	COUNTY	2 2010-29	126,817.50	118,727.50	-	8,090.00
S-11-63	GRASSY POND ROAD	TESTING	COUNTY	2	420.00	420.00	-	-
S-11-63	GRASSY POND ROAD	MARKINGS	COUNTY	2	3,061.50	3,084.00	-	(22.50)
S-11-443	HAMPSHIRE DRIVE	RESURFACE	COUNTY	4 2010-29	39,339.35	40,126.80	-	(787.45)
S-11-443	HAMPSHIRE DRIVE	TESTING	COUNTY	4	420.00	420.00	-	-
S-11-443	HAMPSHIRE DRIVE	MARKINGS	COUNTY	4	1,022.40	1,022.40	-	-
S-11-388	HAMRICK STREET	LEVELING	COUNTY	3 2010-29	20,650.00	28,500.00	-	(7,850.00)
S-11-130	MONTGOMERY STREET	RESURFACE	COUNTY	1 2010-29	10,440.00	10,909.00	-	(469.00)
S-11-130	MONTGOMERY STREET	MARKINGS	COUNTY	1	163.20	163.20	-	-
S-11-440	NANCY CREEK ROAD	LEVELING	COUNTY	3 2010-29	38,780.00	20,239.21	-	18,540.79
S-11-323	S. JOHNSON STREET	RESURFACE	COUNTY	3 2010-29	43,251.00	45,282.20	-	(2,031.20)
S-11-323	S. JOHNSON STREET	MARKINGS	COUNTY	3	154.00	154.00	-	-
S-11-059	MACEDONIA ROAD	GUARDRAIL	COUNTY	3	12,800.00	12,800.00	-	-
S-11-534	WEST WESTVIEW ST.	TESTING	COUNTY	TOB	468.00	468.00	-	-
TOTALS					\$ 567,661	\$ 573,620	\$ -	\$ (6,059)

STATE ROAD MATCH PROJECTS

ROAD - ROUTE	PROJECT DESCRIPTION	WORK TYPE	RESPONSIBLE AGENCY	CTC PROGRAM MATCH FUNDS COMMITTED	EXPENDITURES	CURRENT FISCAL YEAR EXPENDITURES	REMAINING BUDGET
TOTALS							
TOTALS					\$ -	\$ -	\$ -
EXPENDITURES FOR STATE ROAD PROJECTS AND MATCH PROJECTS IN EXCESS OF MATCH AMOUNT AS PERCENT OF TOTAL INCOME =							58.3%

* Note: For match programs only CTC expenditures in excess of match amounts may be applied towards meeting the 25% requirement for expenditure on the state highway system

FUNDING COMMITMENTS

LOCAL PAVING PROJECTS

LOCAL ROUTE	PROJECT DESCRIPTION	WORK TYPE	RESPONSIBLE AGENCY	BUDGET	TOTAL EXPENDITURES	CURRENT FISCAL YEAR EXPENDITURES	REMAINING BUDGET
	PETTIT COURT	RESURFACE	COUNTY	8,986.83			8,986.83
	MILDRED AVENUE	RESURFACE	COUNTY	22,379.73			22,379.73
	RUTH DRIVE	RESURFACE	COUNTY	43,782.49			43,782.49
	SHADY LANE	RESURFACE	COUNTY	30,716.22			30,716.22
	OLD MILL ROAD	RESURFACE	COUNTY	15,055.69			15,055.69
	LAUREL LANE	RESURFACE	COUNTY	12,972.35			12,972.35
	SPRING LAKE - PART i	RESURFACE	COUNTY	18,834.17			18,834.17
	SPRING LAKE - PART ii	RESURFACE	COUNTY	18,455.78			18,455.78
	BLUE BRANCH ROAD	PAVE	COUNTY	35,028.00			35,028.00
	MARTIN LAKE ROAD	PAVE	COUNTY	9,899.58			9,899.58
	SEMINOLE TRAIL	RESURFACE	COUNTY	48,169.15			48,169.15
	COLONIAL HEIGHTS	RESURFACE	COUNTY	28,144.50			28,144.50
	CRESTVIEW DRIVE	RESURFACE	COUNTY	11,147.81			11,147.81
	BRITTANY DRIVE	RESURFACE	COUNTY	49,995.23			49,995.23
	ASHWORTH SCHOOL ROAD	RESURFACE	COUNTY	31,457.14			31,457.14
	MEETING HOUSE ROAD	PAVE	COUNTY	33,360.00			33,360.00
	KRISTIN DRIVE	PAVE	COUNTY	15,345.60			15,345.60
	WATTS DRIVE	RESURFACE	COUNTY	15,956.41			15,956.41
	SMITH ROAD	LEVELING	COUNTY	2,376.00			2,376.00
	McKOWNS FARM ROAD	RESURFACE	COUNTY	52,543.19			52,543.19
	CRAWFORD ROAD	RESURFACE	COUNTY	20,758.26			20,758.26
	PINEGROVE ROAD	RESURFACE	COUNTY	14,094.60			14,094.60
	FITCH ROAD	RESURFACE	COUNTY	77,355.64			77,355.64
	BLALOCK LANE	RESURFACE	COUNTY	14,648.20			14,648.20
	WARREN STREET	RESURFACE	COUNTY	3,939.00			3,939.00
	LOOKOUT TOWER ROAD	LEVELING	COUNTY	6,160.00			6,160.00
	McSWAIN ROAD	RESURFACE	COUNTY	58,967.90			58,967.90
	BLACK ROAD	RESURFACE	COUNTY	13,153.51			13,153.51
	FAMILY CIRCLE	RESURFACE	COUNTY	7,977.51			7,977.51
	PARK ST.	RESURFACE	COUNTY	6,904.88			6,904.88
	VARNER ROAD	RESURFACE	COUNTY	7,589.31			7,589.31


\$ 635,402 \$ - \$ - \$ 635,402

STATE ROAD PROJECTS

ROAD - ROUTE	PROJECT DESCRIPTION	WORK TYPE	RESPONSIBLE AGENCY	BUDGET	EXPENDITURES	CURRENT FISCAL YEAR EXPENDITURES	REMAINING BUDGET
S-11-339	AZALEA STREET	RESURFACE	COUNTY	16,867.41			16,867.41
S-11-460	W BIRNIE STREET	RESURFACE	COUNTY	27,970.05			27,970.05
S-11-788	E CAROLINA ST.	RESURFACE	COUNTY	22,166.38			22,166.38
S-11-176	N CHESTER ST.	RESURFACE	COUNTY	7,668.34			7,668.34

TOTALS

\$ 74,672 \$ - \$ - \$ 74,672

CTC Chairman: 
 Date: 4-30-11

CHESTER COUNTY CTC ANNUAL C FUND REPORT
JULY 1, 2010 - JUNE 30, 2011

<u>INCOME AND EXPENSES</u>		
Balance of Funds as of July 1, 2010	-----	\$ 2,437,760
Income:		
Funds Received for Period July 1, 2010 through June 30, 2011	\$ 1,071,314	
Interest Earned for Period July 1, 2010 through June 30, 2011	\$ 5,766	
Total Income	-----	\$ 1,077,079
Expenses:		
Administrative Expenses	\$ -	
Local Paving Project Expenditures	\$ 1,066,027	
State Road Project Expenditures	\$ 379,930	
Total Expenditures	-----	\$ 1,445,957
Balance of Funds as of June 30, 2011	-----	\$ 2,068,882

<u>FUNDING COMMITMENTS</u>		
Local Paving Projects	\$ 12,473	
State Road Projects	\$ -	
Total Committed Funds	-----	\$ 12,473
Total Uncommitted Funds Available for New Projects	-----	\$ 2,056,409

LOCAL PAVING PROJECTS

LOCAL ROUTE	PROJECT DESCRIPTION	WORK TYPE	RESPONSIBLE AGENCY	BUDGET	TOTAL EXPENDITURES	CURRENT FISCAL YEAR EXPENDITURES	REMAINING BUDGET
Various	Miscellaneous - Sign Material, Cold Mix	Misc.	County	\$ 10,664	\$ 10,664	\$ 10,664	\$ (0)
Various	2010 CM/2010 RIP - Murdock Rd., Antler Rd., Snellgrove Rd., Fawn Rd., Doe Rd.	Resurfacing	County	\$ 502,787	\$ 55,914	\$ 40,365	\$ 446,873
Various	Road and Parking Improvements - Rodman Sports Complex, Richburg Fire Station (Old), Stone Rd. Transfer, Golden Maple Road (Driveways)	Resurfacing	County	\$ 282,390	\$ 294,666	\$ 294,666	\$ (12,296)
Various	Chester Public Works	Drainage	County	\$ 100,000	\$ 82,584	\$ 39,530	
Various	CTC Consulting	Drainage	County	\$ 100,000	\$ 18,034	\$ 18,034	\$ 81,966
Various	Richburg Fire Station Hydrology (New)	Drainage	County	\$ 2,780	\$ 2,780	\$ 2,780	\$ -
Various	2009 RIP - 21 Various Roadways	Resurfacing	County	\$ 851,811	\$ 897,693	\$ 533,894	\$ (45,772)
Various	Downtown Street Project - City of Chester	Resurfacing	City	\$ 65,000	\$ 65,000	\$ 65,000	\$ -
Various	Rescue Squad	Resurfacing	County	\$ 15,250	\$ 15,250	\$ 15,250	\$ -
Various	2011 RIP - 5 County Roadways	Resurfacing	County	\$ 371,354	\$ 15,325	\$ 15,325	\$ 356,029
Various	Research and Development Park (Main Entrance)	Resurfacing	County	\$ 402,401	\$ 30,500	\$ 30,500	\$ 371,901
TOTALS				\$ 2,704,436	\$ 1,488,319	\$ 1,066,027	\$ 1,216,117

EXPENDITURES FOR LOCAL PAVING PROJECTS AS PERCENT OF TOTAL INCOME = 99.0%

STATE ROAD PROJECTS

ROAD - ROUTE	PROJECT DESCRIPTION	WORK TYPE	RESPONSIBLE AGENCY	BUDGET	EXPENDITURES	CURRENT FISCAL YEAR EXPENDITURES	REMAINING BUDGET
320, 242	Blaney Rd. and First Street	Resurfacing	SCDOT	\$ 330,225	\$ 308,414	84,631	\$ 21,811
89,471	Forest Ave., Hilltop Rd., Ballpark Rd., Brendale Rd.	Resurfacing	SCDOT	\$ 295,299	\$ 295,299	295,299	\$ -
585,166	TOTALS			\$ 625,524	\$ 603,713	379,930	\$ 21,811

EXPENDITURES FOR STATE ROAD PROJECTS AS PERCENT OF TOTAL INCOME = 35.27%

CTC Chairman: *S. Pauline Kelly*
 (Signature)
 Date: *October 17, 2011*

**AMENDED
CLARENDON COUNTY ANNUAL C FUND REPORT
JULY 2010 - JUNE 2011**

INCOME AND EXPENSES:

Balance of Funds as of July 1, 2010		\$687,944
Income:		
Funds Received for Period July 1, 2010 through June 30, 2011	\$1,074,413	
Interest Earned for Period July 1, 2010 through June 30, 2011	1,229	
Total Income:		1,075,641
Expenses:		
Administrative Expenses	\$2,000	
Local Paving Projects	845,890	
State Road Projects	365,000	
State Road Match	0	
Total Expenses:		1,212,890
Balance of Funds as of June 30, 2011		<u><u>\$550,696</u></u>

FUNDING COMMITMENTS:

Local Paving Projects	410,818	
State Road Projects	0	
State Road Match	0	
Total Committed Funds		<u>\$410,818</u>
Total Uncommitted Funds Available for New Projects		<u>\$139,878</u>
Uncommitted Funds as a Percentage of Total Income		13.0%
Local Expenditures as a Percentage of Total Income		78.6%
State Road Project Expenditures as a Percentage of Total Income		33.9%

Clarendon County C-Program Statement

LOCAL PAVING PROJECTS

LOCAL ROUTE	PROJECT DESCRIPTION	WORK TYPE	RESPONSIBLE AGENCY	BUDGET	TOTAL EXPENDITURES	CURRENT FISCAL YEAR EXPENDITURES	REMAINING BUDGET	COMPLETED VARIANCE	STATUS*
N/A	Materials for road maintenance (reconstituted asphalt)	Materials	County	345,000	294,250	294,250	50,750	N/A	O
N/A	Materials for road maintenance (cold mix asphalt)	Materials	County	5,000	3,557	3,557	1,443	N/A	O
N/A	Road Signage Reimbursement	Materials	County	15,000	15,000	707	0	0	C
N/A	Crush n Run (FLBC)	Materials	County	25,000	21,770	21,770	3,230	3,230	C
	Billups Rd	Improvement	County	141,500	136,923	136,923	4,577	4,577	C
	Maple St	Improvement	County	10,000	0	0	10,000	N/A	O
N/A	Weldon Parking	Improvement	County	200,000	200,000	200,000	0	0	C
	Rowe Rd	Improvement	County	180,000	188,682	188,682	(8,682)	(8,682)	C
	Wyboo Point Paving/Repairs	Improvement	County	50,000	0	0	50,000	N/A	O
	DeBerry Rd	Improvement	County	129,500	0	0	129,500	N/A	O
	Parker Rd	Improvement	County	170,000	0	0	170,000	N/A	O
N/A	Administrative Expenses	Admin.	County	2,000	2,000	2,000	0	0	C
TOTALS				1,273,000	862,182	847,889	410,818	(875)	

STATE ROAD PROJECTS

S-63	Raccoon Rd (SC 261 to US 301)	Resf & Patch	SCDOT	510,000	510,000	0	0	0	O
N/A	Dedication portion Hwy 260	Materials	SCDOT	500	500	0	0	0	O
S-144	Mood St (from Duke St to US 15)	Resf & Patch	SCDOT	53,000	53,000	0	0	0	O
S-144	Rev J W Carter Rd (US 301 to S 25)	Resf & Patch	SCDOT	365,000	365,000	365,000	0	0	O
TOTALS				928,500	928,500	365,000	0	0	

TOTAL COMMITTED FUNDS

897,656

* C - Project completed
O - Open

By: Dwight L. Stewart, Jr., Chairman
Clarendon County Transportation Committee

9/30/2011
(Date)

COLLETON CTC ANNUAL C FUND REPORT
JULY 1, 2010 - JUNE 30, 2011

INCOME AND EXPENSES

Balance of Funds as of July 1, 2010	\$ 4,294,375
Income:	
Funds Received for Period July 1, 2010 through June 30, 2011	\$ 1,549,505
Interest Earned for Period July 1, 2010 through June 30, 2011	\$ 58,233
Total Income	\$ 1,607,737

Expenses:

Administrative Expenses	\$ 271
Local Paving Project Expenditures	\$ 160,641
State Road Project Expenditures	\$ 150,000
State Road Match Expenditures	\$ -
Total Expenditures	\$ 310,912
Balance of Funds as of June 30, 2010	\$ 5,591,200

FUNDING COMMITMENTS

Local Paving Projects	\$ 2,383,281
State Road Projects	\$ 449,350
State Road Match Projects	\$ -
Total Committed Funds	\$ 2,832,631
Total Uncommitted Funds Available for New Projects	\$ 2,758,569

Uncommitted Funds as Percent of Total Income = 171.6%

LOCAL PAVING PROJECTS

LOCAL ROUTE	PROJECT DESCRIPTION	WORK TYPE	RESPONSIBLE AGENCY	BUDGET	TOTAL EXPENDITURES	CURRENT FISCAL YEAR EXPENDITURES	REMAINING BUDGET
15.007	Committed- Not Bid	Paving	Colleton CTC	\$ 2,000,000	\$ -	\$ -	\$ 2,000,000
CntyProj	Three Mile Road	Rd. Improv	Colleton County	\$ 150,000	\$ 75,998	\$ 75,998	\$ 74,002
CntyProj	Three Mile Road	Constr. Mgmt		\$ 6,750	\$ 6,750	\$ 6,750	\$ 0
CntyProj	Jacksonboro Cem., Rds. Brwntown,Capers,Bee & 6th	Rd. Improv	Colleton County	\$ 250,000	\$ 5,728	\$ 4,572	\$ 244,272
	Jacksonboro Cem., Rds. Brwntown,Capers,Bee & 6th	Constr. Mgmt		\$ 6,231	\$ 6,231	\$ 6,231	-
15.007	Improvements 9 Existing Roads	Constr.Mgmt	Colleton CTC	\$ 50,118	\$ 50,118	\$ 50,118	\$ -
15.007	Improvements 9 Existing Roads	Engineering	Colleton CTC	\$ 212,508	\$ 147,501	\$ 16,973	\$ 65,007

TOTALS

\$ 2,675,607 \$ 292,326 \$ 160,641 \$ 2,383,281

EXPENDITURES FOR LOCAL PAVING PROJECTS AS PERCENT OF TOTAL INCOME = 10.0%

STATE ROAD PROJECTS

ROAD - ROUTE	PROJECT DESCRIPTION	WORK TYPE	RESPONSIBLE AGENCY	BUDGET	EXPENDITURES	CURRENT FISCAL YEAR EXPENDITURES	REMAINING BUDGET
PCN3272	Aviation Way, Robertson Blvd., S-45 2mi. Est. City W'Boro-Phase I Airborscape City W'Boro-Phase IB I-95 Loop	Resurfacing Resurfacing Resurfacing	SCDOT CTC/City CTC/City	\$ 2,085,000 \$ 349,350 \$ 100,000	\$ 2,085,000	\$ 150,000	\$ 349,350 \$ 100,000 \$ 449,350
TOTALS				\$ 2,534,350	\$ 2,085,000	\$ 150,000	\$ 449,350

STATE ROAD MATCH PROJECTS

ROAD - ROUTE	PROJECT DESCRIPTION	WORK TYPE	RESPONSIBLE AGENCY	CTC PROGRAM MATCH FUNDS COMMITTED	EXPENDITURES	CURRENT FISCAL YEAR EXPENDITURES	REMAINING BUDGET	CURRENT FISCAL YEAR EXPENDITURES IN EXCESS OF MATCH AMOUNT*
TOTALS				\$ -	\$ -	\$ -	\$ -	\$ -

EXPENDITURES FOR STATE ROAD PROJECTS AND MATCH PROJECTS IN EXCESS OF MATCH AMOUNT AS PERCENT OF TOTAL INCOME = 9.3%

* Note: For match programs only CTC expenditures in excess of match amounts may be applied towards meeting the 25% requirement for expenditure on the state highway system

CH Buesch

EDGEFIELD CTC ANNUAL C FUND REPORT
JULY 1, 2010 - JUNE 30, 2011

INCOME AND EXPENSES

Balance of Funds as of July 1, 2010	\$ 2,223,531.75
Income:	
Funds Received for Period July 1, 2010 through June 30, 2011	\$ 869,997.06
Interest Earned for Period July 1, 2010 through June 30, 2011	\$ 9,532.37
Other Income (Ck rec'd from Citibank for refund on Office Depot Credit Card)	\$ 15.00
Other Income (Adj. for incorrect entry/hot C Funds/Bld & Planning)	\$ 30.00
Total Income	\$ 879,574.43

Expenses:

Administrative Expenses	\$ 1,448.22
Local Paving Project Expenditures	\$ 602,449.41
State Road Project Expenditures	\$ 710,000.00
Other Expenses (NSF error /should be Bld & Planning)	\$ 30.00
State Road Match Expenditures	\$ -
Total Expenditures	\$ 1,313,927.63
Balance of Funds as of June 30, 2011	\$ 1,789,178.55

FUNDING COMMITMENTS

Local Paving Projects	606,359.88
State Road Projects	
State Road Match Projects	
Total Committed Funds	606,359.88
Total Uncommitted Funds Available for New Projects	1,182,818.67

Uncommitted Funds as Percent of Total Income = 1.34

LOCAL PAVING PROJECTS

LOCAL ROUTE	PROJECT DESCRIPTION	WORK TYPE	RESPONSIBLE AGENCY	BUDGET	TOTAL EXPENDITURES	CURRENT FISCAL YEAR EXPENDITURES	REMAINING BUDGET
EC-2	Abel Drive	Maintenance	County	15.69	15.69	15.69	\$0.00 C
EC-27	Broken Arrow Court	Maintenance	County	134.25	134.25	134.25	\$0.00 C
EC-41	Cheves Creek Circle	Maintenance	County	134.25	134.25	134.25	\$0.00 C
EC-42	Cheves Creek Court	Maintenance	County	134.25	134.25	134.25	\$0.00 C
EC-43	Cheves Creek Road	Maintenance	County	138.53	138.53	138.53	\$0.00 C
EC-294	Creek Drive	Maintenance	County	4.28	4.28	4.28	\$0.00 C
EC-128	Lands End Court	Maintenance	County	134.25	134.25	134.25	\$0.00 C
EC-148	Mill Creek Drive	Maintenance	County	4.28	4.28	4.28	\$0.00 C
EC-143	Marsh Place Road	Maintenance	County	4.28	4.28	4.28	\$0.00 C
EC-159	Mt. Zion Road	Paving	County	275,000.00	14,489.00	6,837.00	\$260,511.00
EC-161	Murrah Road Extension	Maintenance	County	131.24	131.24	131.24	\$0.00 C
EC-113	Rolling Hills Court	Maintenance	County	134.27	134.27	134.27	\$0.00 C
EC-198	Rolling Hills Drive	Paving	County	55,000.00	55,000.00	55,000.00	\$0.00 C
EC-210	Scenic Drive	Paving	County	750,000.00	581,128.47	450,424.99	\$168,871.53 C
EC-223	Smoke Ridge Drive	Maintenance	County	44.14	44.14	44.14	\$0.00 C
EC-227	Spearhead Court	Maintenance	County	15.70	15.70	15.70	\$0.00 C
EC-231	Square Circle Ranch Road	Maintenance	County	134.25	134.25	134.25	\$0.00 C
EC-238	Stonewood Drive	Paving	County	275,000.00	11,829.00	9,329.00	\$263,171.00
EC-245	Townes Road	Maintenance	County	4.28	4.28	4.28	\$0.00 C
EC-259	Wilderness Trail	Maintenance	County	404.61	404.61	404.61	\$0.00 C
EC-283	Windy Ridge Road	Maintenance	County	134.25	134.25	134.25	\$0.00 C
	E.C. Bldg & Planning/Voters Parking Lot	Maintenance	County	52.32	52.32	52.32	\$0.00 C
	Sandelay	Paving	County	90,000.00	7,322.12	7,322.12	\$82,677.88
	Gravel	Maintenance	County	8,000.00	576.00	576.00	\$7,424.00 C
	Rip Rap	Maintenance	County	100,000.00	70,066.16	70,066.16	\$29,933.84 C
			County	1,139.32	1,139.32	1,139.32	\$0.00 C
TOTALS				1,555,475.70	742,886.45	602,449.41	812,589.25

EXPENDITURES FOR LOCAL PAVING PROJECTS AS PERCENT OF TOTAL INCOME = 0.68

STATE ROAD PROJECTS

ROAD-ROUTE	PROJECT DESCRIPTION	WORK TYPE	RESPONSIBLE AGENCY	BUDGET	EXPENDITURES	CURRENT FISCAL YEAR EXPENDITURES	REMAINING BUDGET
S19-40	Bland Baptist Road C PCN 40574	Resurface	SCDOT	360,000.00	360,000.00	360,000.00	\$0.00 C
S19-411	Mealing Road C PCN 40713	Resurface	SCDOT	350,000.00	350,000.00	350,000.00	\$0.00 C
TOTALS				710,000.00	710,000.00	710,000.00	\$0.00

STATE ROAD MATCH PROJECTS

ROAD - ROUTE	PROJECT DESCRIPTION	WORK TYPE	RESPONSIBLE AGENCY	CTC PROGRAM MATCH FUNDS COMMITTED	EXPENDITURES	CURRENT FISCAL YEAR EXPENDITURES	REMAINING BUDGET	CURRENT FISCAL YEAR EXPENDITURES IN EXCESS OF MATCH AMOUNT*
				0.00	0.00	0.00	0.00	0.00

TOTALS

0.00 0.00 0.00 0.00 0.00 0.00 *

EXPENDITURES FOR STATE ROAD PROJECTS AND MATCH PROJECTS IN EXCESS OF MATCH AMOUNT AS PERCENT OF TOTAL INCOME = 0.81

* Note: For match programs only CTC expenditures in excess of match amounts may be applied towards meeting the 25% requirement for expenditure on the state highway system

CTC Chairman: *[Signature]*

Date: 10/14/11

GREENVILLE COUNTY LEGISLATIVE DELEGATION TRANSPORTATION COMMITTEE

ANNUAL C FUND REPORT (CASH BASIS)
JULY 1, 2010 – JUNE 30, 2011

INCOME AND EXPENSES:

Balance of Funds as of July 1, 2010	\$ 4,367,380
Income for Period July 1, 2010 – June 30, 2011:	
C Funds received	5,620,359
Interest income from SCDOT	6,183
Interest income from County	70,452
SCDOT grants	126,514
Other revenue	1,582,968
	<hr/>
Total Income	7,406,476
Expenses for Period July 1, 2010 – June 30, 2011:	
Administrative expenses	1,000
Local paving project expenditures	4,319,397
State road project expenditures	2,896,029
State road match expenditures	7,285
	<hr/>
Total Expenditures	7,223,711
Balance of Funds as of June 30, 2011	4,550,145
FUNDING COMMITMENTS:	
Local paving projects	3,177,352
State road projects	2,645,756
State road match projects	-
	<hr/>
Total Committed Funds	5,823,108
TOTAL UNCOMMITTED FUNDS AVAILABLE FOR NEW PROJECTS AT JUNE 30, 2011	<hr/> <u>\$ (1,272,963)</u>

SUPPLEMENTARY INFORMATION
SCHEDULE 1

GREENVILLE LEGISLATIVE DELEGATION TRANSPORTATION COMMITTEE

FISCAL YEAR ENDING JUNE 30, 2011

LOCAL PAVING PROJECTS

Project #	Project Description	Work Type	Responsible Party	Budget	Total Expenditures	Current Year Expenditures	Remaining Budget	Add'l CTC or Outside Funds
377	City of Simp./Davenport Rd(\$980,000 Total Cost)	Reconstruct	City	\$ 830,000	\$ 1,199,841	\$ 962,856	\$ -	\$ (369,841)
381	"Safe Routes to School" Grant for Augusta Circle Elem.(\$200,000 Ttl Cost)	Sidewalks	CTC	40,000	8,333	-	31,667	-
396	Donaldson Center(SCTAC) Realignment of Chapel Rd.	Reconstruct	CTC	350,000	324,695	76,653	25,305	-
405	Hudson St. Sidewalks	Sidewalks	CTC	508,609	453,049	406,548	55,560	-
406	2010 Municipal Match Program (Originally Approved 9/09)	Resurface	CTC	1,300,000	2,061,818	1,172,859	-	(761,818)
409	City of Fountain Inn Depot St.	Reconstruct	City	650,000	418,051	361,980	231,949	-
416	Simp.Ga/E.Standing Springs/Stenhouse Intersect.(\$1,707,511 Ttl Cost)	Intersection	CTC	773,157	661,891	607,061	111,266	-
418	Greer Sidewalk/Drain @ Tremont/Canteen St.(Ttl Cost.\$350,000)	Sidewalks	City	175,000	94,134	94,134	80,866	-
419	City of Mauldin Holly Dr. P.E.	New Road	City	224,000	113,600	113,600	110,400	-
424	2011 Municipal Match Program	Resurface	CTC	1,100,000	169,589	169,589	930,411	-
429	Sterling Community Master Plan	Resurface	CTC	63,000	31,500	31,500	31,500	-
431	Greenville County Match Program (Add add'l \$1 million on 7-1-11)	Resurface	CTC	1,000,000	223,376	223,376	776,624	-
433	Hampton Ave. ROW (Old SCDOT Project)	Resurface	DOT	735	735	735	-	-
	Engineer Retainer Fee					90,000		
	Legal and Accounting					8,506		
				<u>\$ 7,014,501</u>	<u>\$ 5,760,612</u>	<u>\$ 4,319,397</u>	<u>\$ 2,385,548</u>	<u>\$ (1,131,659)</u>

GREENVILLE LEGISLATIVE DELEGATION TRANSPORTATION COMMITTEE

FISCAL YEAR ENDING JUNE 30, 2011

STATE ROAD PROJECTS

Road/Route	Project #	Project Description	Work Type	Responsible Agency	Budget	Total Expenditures	Current Year Expenditures	Remaining Budget	Add'l CTC or Outside Funds
S23-18	292	Pecan Terrace Sewer Bill	Intersection	CTC	\$ -	\$ 154	\$ 154	\$ -	(154)
S23-177	350	Improve. near Glassy Mtn. F.D. @ US25/Beaver Dam Rd	Intersection	CTC	538,118	316,210	316,210	221,908	-
S23-657	362	Brown Rd Near Vulcan Materials (Vulcan pays excess costs)	Reconstruct	CTC	662,958	1,632,863	573,742	-	(969,905)
SC 14	370	SC 14/Taylor, Ansel School & CCC Rds. Intersection	Intersection	CTC	1,035,809	706,131	-	329,678	-
SC 418	371	SC 418/Fairview Intersection	Intersection	CTC	1,438,000	1,224,890	18,974	213,110	-
S23-512	382	Gvl County Redevelop. Auth. (Ttl Cost \$1,107,361)							
		Old Paris Mtn Rd Improve.	Reconstruct	CTC	325,000	857,544	676,505	-	(532,544)
S23-79&80	388	Whittenburg Elem. Intersection & Sidewalks	Intersection	CTC	586,537	446,060	232,781	140,477	-
SC 290	391	SC 290/Lynn Rd. Intersection P.E.	Intersection	CTC	50,000	50,500	10,000	-	(500)
SC 14	393	City of Fountain Inn Main St (SC Rt. 14) Improvements P.E.	Reconstruct	City	95,000	76,000	-	19,000	-
S23-337	398	Roberts Rd/Tanner Rd Intersection	Intersection	CTC	232,639	207,697	207,697	24,942	-
SC 296	411	Turn Lanes @ New South Elementary School	Intersection	CTC	465,000	113,674	61,674	351,326	-
S23-487	420	Drainage Improvements @ Arcadia Dr.	Drainage	CTC	175,000	108,709	108,709	66,291	-
S23-941/325/326	421	Com/Bridges/Forrester Rds (\$1,188,440 Ttl; DOT & Mauldin Pay 574k & 90k)	Intersection	CTC	524,440	294,589	294,589	229,851	-
S23-448	422	P.E. for Ashmore Bridge Rd. Curve Safety Improvements	Reconstruct	CTC	185,000	120,000	120,000	65,000	-
S23-143	423	Old ROW Settlement by DOT (23-143A)		DOT	500	500	500	-	-
US 25	425	US 25 @ Wild Magnolia Ln. Median	Intersection	CTC	183,000	168,399	168,399	14,601	-
S23-105	426	Turning Lane @ Legacy Charter/Bramlett Rd.	Intersection	CTC	356,000	40,424	40,424	315,576	-
		Engineer Retainer Fee					60,000		
		Legal and Accounting					5,671		
					\$ 6,853,001	\$ 6,364,344	\$ 2,896,029	\$ 1,991,760	\$ (1,503,103)

GREENVILLE LEGISLATIVE DELEGATION TRANSPORTATION COMMITTEE

FISCAL YEAR ENDING JUNE 30, 2011

STATE ROAD MATCH PROJECTS

Road/Route	Project #	Project Description	Work Type	Responsible Agency	Budget	Total Expenditures	Current Year Expenditures	Remaining Budget	Add'l CTC or Outside Funds
S23-94	258	Old Spibg Rd Widening (SCDOT Obligation \$1,500,000) (HIM/P)	Reconstruct	CTC	\$ 3,900,000	\$ 4,574,346	\$ 7,285	\$ -	\$ (674,346)

EXPENDITURES FOR STATE ROAD PROJECTS OF \$2,896,029,
PLUS EXPENDITURES FOR STATE ROAD MATCH PROJECTS OF \$7,285,
ARE 39% OF TOTAL INCOME.



Paul F. Hughes, Interim Chairman
Greenville Legislative Delegation Transportation Committee

**GREENWOOD COUNTY - ANNUAL C FUND REPORT
JULY 1, 2010 - JUNE 30, 2011**

INCOME AND EXPENSES

Balance of Funds as of June 30, 2010 **\$ 3,046,071.21**
Income.....

Funds Received for Period: July 1, 2010 through June 30, 2011 (Gasoline Tax)	1,082,682.07
Funds Received for Period: July 1, 2010 through June 30, 2011 (SCDOT Refund or Other)	54,549.84
Interest Earned for Period: July 1, 2010 through June 30, 2011 (SCDOT)	\$ 12,720.27
Interest Earned for Period: July 1, 2009 through June 30, 2010 (Investment Earnings)	\$ 11,750.89
Total Income.....	\$ 1,161,703.07


Administrative Expenses (Advertise meetings)	\$ 136.02
Per Diem Expenses (Payments for meetings attended)	\$ 3,150.00
Local Paving Project Expenditures	\$ 1,202,622.46
State Road Project Expenditures	\$ 459,864.27
Total Expenditures.....	\$ 1,665,772.75
Balance of Funds as of June 30, 2011.....	\$ 2,542,001.53

FUNDING COMMITMENTS

Advertising Account (to publish meeting notices)	\$ 80.34
Local Paving Projects	\$ 1,965,277.68
State Road Projects	\$ 505,632.90
Total Committed Funds.....	\$ 2,470,990.92

Total Uncommitted Funds Available for New Projects **\$ 71,010.61**

GREENWOOD COUNTY TRANSPORTATION COMMITTEE


James Hull
Chairman

LOCAL PAVING PROJECTS

ITEM #	PROJECT #	ROUTE	LOCAL	PROJECT DESCRIPTION	WORK TYPE	RESPONSIBLE AGENCY	BUDGET	AMENDMENTS TO BUDGET	AMENDED BUDGET	TOTAL EXPENDITURES	FY 2010/2011 EXPENDITURES	REMAINING BUDGET
1	2008001			Town of Hodges - Streetscape	Sidewalk Improve. Resurface	Town of Hodges	\$ 40,000.00		\$ 40,000.00	\$ 40,000.00	\$ 40,000.00	\$ 0.00
2	2008003			08-09 Annual Request - Town of Ninety Six - Local	Resurface	Ninety Six	\$ 45,000.00			\$ 45,000.00		\$ 45,000.00
3	2008005			08-09 Annual Request - Misc. County Roads	Resurface	County of Gwd.	\$ 500,000.00		\$ 500,000.00	\$ 500,000.00	\$ 226,697.75	\$ 0.00
4	2008006			08-09 Annual Request - Misc. City Roads	Resurface	City of Gwd.	\$ 120,720.00		\$ 120,720.00	\$ 120,720.00	\$ 9,732.85	\$ 0.00
5	2009003			Town of Ninety Six - Enhancement	Sidewalk Improve. Resurface	Ninety Six	\$ 24,611.29	-\$ 611.29	\$ 24,000.00	\$ 24,000.00	\$ 24,000.00	\$ 0.00
6	2009006			2009-2010 Annual Request - Town of Ninety Six - I	Resurface	Ninety Six	\$ 35,000.00			\$ 35,000.00		\$ 35,000.00
7	2009008			2009-2010 Annual Request - Town of Ware Shoals	Resurface	Ware Shoals	\$ 76,784.84	-\$ 24,633.84	\$ 52,151.00	\$ 52,151.00	\$ 52,151.00	\$ 0.00
8	2009009			2009-2010 Annual Request - City Roads	Resurface	City of Gwd.	\$ 147,887.00	-\$ 42,280.72	\$ 105,606.28	\$ 105,606.28	\$ 105,606.28	\$ 0.00
9	2009012			2009-2010 Annual Request - County Roads	Resurface	County of Gwd.	\$ 367,000.00		\$ 367,000.00	\$ 367,000.00	\$ 367,000.00	\$ 0.00
10	2010003			2010-2011 Annual Request - Town of Ninety Six	Resurface	Ninety Six	\$ 34,650.00			\$ 34,650.00		\$ 34,650.00
11	2010004			2010-2011 Annual Request - Misc. City Roads	Resurface	City of Gwd.	\$ 257,235.00	-\$ 64,722.24	\$ 192,512.76	\$ 192,512.76	\$ 192,512.76	\$ 0.00
12	2010006			2010-2011 Annual Request - Misc. County Roads	Resurface	County of Gwd.	\$ 797,278.00		\$ 797,278.00	\$ 797,278.00	\$ 152,546.86	\$ 644,731.14
13	2010007			Culverts - 2010-2011		County of Gwd	\$ 65,000.00	\$ 16,336.00	\$ 81,336.00	\$ 229.96	\$ 229.96	\$ 81,106.04
14	2010008			City of Gwd - Washington & Marion Sts.	Milling & Curbing	City of Gwd	\$ 77,719.00			\$ 77,719.00		\$ 77,719.00
15	2010009			Town of Ninety Six - Downtown Striping	Striping	Ninety Six	\$ 10,000.00	-\$ 7,855.00	\$ 2,145.00	\$ 2,145.00	\$ 2,145.00	\$ 0.00
16	2010010			Gwd County - Birchtree Drive	Resurfacing	County of Gwd	\$ 30,000.00		\$ 30,000.00	\$ 30,000.00	\$ 30,000.00	\$ 0.00

ITEM #	PROJECT #	ROUTE	LOCAL	PROJECT DESCRIPTION	WORK TYPE	RESPONSIBLE AGENCY	BUDGET	AMENDMENTS TO BUDGET	AMENDED BUDGET	TOTAL EXPENDITURES	FY 2010/2011 EXPENDITURES	REMAINING BUDGET
17	2011003			2011-2012 Annual Request - Misc. City Roads	Resurfacing	City of Gwd	\$ 174,051.50					\$ 174,051.50
18	2011006			2011-2012 Annual Request - Misc. County Roads	Resurfacing	County of Gwd	\$ 875,970.00					\$ 872,970.00
				TOTALS:			\$ 3,678,906.63	-\$ 221,475.88	\$ 882,337.80	\$ 1,586,911.86	\$ 1,202,622.46	\$ 1,965,227.68
STATE ROAD PROJECTS												
1	2007003	Misc.		SCDOT W.B. Ezelle Highway	Road Name	SCDOT	\$ 500.00					\$ 500.00
2	2008004			08-09 Annual Request - Town of Ninety Six	Resurface	Ninety Six	\$ 25,000.00					\$ 25,000.00
3	2008007	S-24-727		08-09 Annual Request - City of Gwd.	Resurface	City of Gwd.	\$ 50,880.00				\$ 38,544.75	\$ 0.00
4	2008008	S-262		08-09 Annual Request - Town of Ware Shoals	Resurface	Ware Shoals	\$ 26,164.40					\$ 26,164.40
5	2009007	S-468, S-466		2009-2010 Annual Request - Town of Ware Shoals	Milling	Ware Shoals	\$ 43,215.16	-\$ 20,715.16	\$ 22,500.00	\$ 22,500.00	\$ 22,500.00	\$ 0.00
6	2009010	S-468, S-466		2009-2010 Annual Request - City of Gwd.	Resurface	City of Gwd.	\$ 111,100.00	\$ 8,650.48	\$ 102,449.52	\$ 102,449.52	\$ 102,449.52	\$ 0.00
				S-264, S-263, S-249, S-221, S-266								
8	2010005			2010-2011 Annual Request - SCDOT	Resurface	SCDOT	\$ 296,370.00				\$ 296,370.00	\$ 0.00
				S-116, S-116, S-276, S-405, S-406, S-621, S-706								
9	2010011			City of Gwd - Maxwell Ave (CSX Railroad Track)		City of Gwd	\$ 58,600.00					\$ 58,600.00
10	2011004			2011-2012 Annual Request - City of Gwd	Resurface	City of Gwd	\$ 90,368.50					\$ 90,368.50
11	2011005			2011-2012 Annual Request - SCDOT	Resurface	SCDOT	\$ 305,000.00					\$ 305,000.00
				TOTALS:			\$ 1,007,198.06	\$ 13,235.32	\$ 150,249.52	\$ 472,199.52	\$ 459,864.27	\$ 505,632.90

SCDOT
REFUND

DESCRIPTION

Unobligated Funds for Completed Projects

ITEM # DATE

1 6/17/2011

AMOUNT

54,549.84

TOTALS:

\$ 54,549.84

LANCASTER COUNTY ANNUAL C FUND REPORT
 JULY 1, 2010 - JUNE 30, 2011

INCOME AND EXPENSES

Balance of Funds as of July 1, 2010		\$ 2,300,153.93
Income:		
Funds Received for Period July 1, 2010 through June 30, 2011	\$ 1,245,031.08	
Interested Earned for Period July 1, 2010 through June 30, 2011	\$ 9,595.48	
Other-Funds Received from County for Period July 1, 2010 through June 30, 2011	\$ -	
Total Income	\$ 1,254,626.56	

Expenses:

Administrative Expenses	\$ -
Engineering Costs	\$ -
Local Paving Project Expenditures	\$ 864,404.07
State Road Project Expenditures	\$ 419,665.74
State Road Match Project Expenditures	\$ -
Total Expenditures	\$ 1,284,069.81
Balance of Funds as of June 30, 2011	\$ 2,270,710.68

FUNDING COMMITMENTS

Local Paving Projects	
State Road Projects	\$ -
State Road Match Projects	\$ -
Total Committed Funds	\$ -
Total Uncommitted Funds Available for New Projects	\$ 2,270,710.68

LOCAL PAVING PROJECTS

LOCAL ROUTE	PROJECT DESCRIPTION	WORK TYPE	RESPONSIBLE AGENCY	BUDGET	TOTAL EXPENDITURES	CURRENT FISCAL YEAR EXPENDITURES	REMAINING BUDGET
	2010 Paving Project	Level Patch & Resurfacing	Resurfacing to Holiday Road	\$ 812,382.08	\$ 812,382.08	\$ 812,382.08	\$ -
	2010 Paving Project-Engineering Consulting	Field Inspections	Level Patch & Resurfacing County	\$ 52,021.99	\$ 52,021.99	\$ 52,021.99	\$ -
	TOTALS			\$ 864,404.07	\$ 864,404.07	\$ 864,404.07	\$ -

EXPENDITURES FOR LOCAL PAVING PROJECTS AS PERCENT OF TOTAL INCOME = 68.90%

STATE ROAD PROJECTS

ROAD - ROUTE	PROJECT DESCRIPTION	WORK TYPE	RESPONSIBLE AGENCY	BUDGET	TOTAL EXPENDITURES/COMMITTED	CURRENT FISCAL YEAR EXPENDITURES	REMAINING BUDGET
	Ph# 40006		State	\$ 85,440.00	\$ 85,440.00	\$ 85,440.00	\$ -
	Ph# 38777		State	\$ 4,225.74	\$ 4,225.74	\$ 4,225.74	\$ -
	Resurfacing to Holiday Road		State	\$ 330,000.00	\$ 330,000.00	\$ 330,000.00	\$ -
	TOTALS			\$ 419,665.74	\$ 419,665.74	\$ 419,665.74	\$ -

EXPENDITURES FOR STATE ROAD PROJECTS AS PERCENT OF TOTAL INCOME = 33.45%

STATE ROAD MATCH PROJECTS

ROAD - ROUTE	PROJECT DESCRIPTION	WORK TYPE	RESPONSIBLE AGENCY	CTC PROGRAM MATCH FUNDS COMMITTED	TOTAL EXPENDITURES	CURRENT FISCAL YEAR EXPENDITURES	REMAINING BUDGET	CURRENT FISCAL YEAR EXPENDITURES IN EXCESS OF MATCH AMOUNT
			SCDOT	\$ -	\$ -	\$ -	\$ -	\$ -
	TOTALS			\$ -	\$ -	\$ -	\$ -	\$ -

EXPENDITURES FOR STATE ROAD PROJECTS and MATCH PROJECTS IN EXCESS MATCH AMOUNT AS PERCENT OF TOTAL INCOME = 33.45%

CTC Chairman: _____

Date: _____

LAURENS COUNTY ANNUAL C-FUND REPORT
JULY 1, 2010 to JUNE 30, 2011

INCOME AND EXPENSES

Balance of Funds as of July 1, 2010		\$ 899,063.05
<u>Income:</u>		
Funds Received for July 1, 2010 to June 30, 2011		\$1,472,347.38
Interest Received for July 1, 2010 to June 30, 2011		\$ 80.89
Total Income		\$1,472,428.27
<u>Expense:</u>		
Administrative Expense (CTC)		\$ 2,000.00
Trust Department Fees & Annual Tax Statement Prep Fee (\$100.00)		\$ 100.00
Per Diem Expense (CTC)		\$ 6,825.00
Local Paving Project Expenditures		\$ 898,609.95
State Road Project Expenditures:		
a. State Projects (CTC)		\$ 700,000.00*
b. State Match Projects (CTC) (SMP)		\$ 0.00
c. Memorial Signs		\$ 0.00
Total Expenditure		\$1,607,534.95
Balance of Funds as of June 30, 2010		\$ 763,956.37

Funding Commitments:

Local Paving Projects		\$ 0.00
State Road Projects		\$ 0.00
State Road Match Projects		\$ 0.00
Total Committed Funds		\$ 0.00
Total Uncommitted Funds Available for New Projects		\$ 763,956.37
Uncommitted Funds as Percent of Total Income		= 51.9%

*As submitted to SCDOT on 3-14-10 to be combined with funds committed to SCDOT for 09/10 that were not expended in the 09/10 contract, in order to fully fund the 10/11 project, including a 5% contingency. Carry over funds from the 09/10 fiscal year were reported as part of the SCDOT expenditures in the 09/10 report.

Signed *Niles C. Clark, Jr.* Date 9-15-11
 Niles C. Clark, Jr., Chairman

25	Lee Carey Rd Collyar Park Rd Laurens County Library Dr Wilson Drive Picks Place Hunter Woods Dr	Resurfacing X X X Clearing, grading, stone base, paving and grassing	County	\$879,700.50	\$ 6,993.75	\$879,700.50	\$ 6,993.75	\$879,700.50	\$0.00
25	Matt Stockman	Inspection		\$ 6,993.75	\$ 6,993.75	\$879,700.50	\$ 6,993.75	\$879,700.50	\$0.00
25	Fant Reichert & Fogleman Inc.	Construction plan & SWPPP plan design		\$ 8,250.00	\$ 8,250.00	\$ 8,250.00	\$ 8,250.00	\$ 8,250.00	\$0.00
25	Laurens Electric Co-Op	Power pole relocation		\$ 3,665.70	\$ 3,665.70	\$ 3,665.70	\$ 3,665.70	\$3,665.70	\$0.00
	Local Paving Projects		Totals	\$898,609.95	\$898,609.95	\$898,609.95	\$898,609.95	\$898,609.95	\$0.00
	Expenditures for Local	Paving Projects	As Percent	Of Income	61.0%				

Laurens County Annual C-Fund Report
7/1/10--6/30/11

State Road Projects

LCCTC Proj #	Road Name & No Proj. Description	Work Type	Responsible Agency	Budget	Total Expenditure	Current Fiscal Year Expenditures	Remaining Budget
26.	30.040676	Resurface	SCDOT	\$700,000.00*	\$700,000.00	\$700,000.00	\$0.00
	North Adair St, S-162 Douglas St, S-238 Linden St, S-240 Ropp St, S-331 Spring St, S-332 West Mill St, S-335 Highland St, S-439 Glenwood Dr, S-441 Pine Cr, S-454 Skyland Dr, S-483 Copeland Cr, S-499 Sunset Park, S-546 Pleasant View Dr, S-569 Skyland Dr Ext, S-664		" " " " " " " " " " " " " "				
	State Road Projects	Non-SMP	Totals	\$700,000.00*	\$700,000.00	\$700,000.00	\$0.00
	Expenditures for State	Non-SMP	Projects as	Percent of	Income	47.5 %	

*See footnote on Page 1

LEXINGTON CTC ANNUAL C FUND REPORT

JULY 1, 2010-JUNE 30, 2011

REPORT DATE: SEPTEMBER 21, 2011

INCOME AND EXPENSES

Balance of Funds as of July 1, 2010	\$ 7,088,888.00
Income:	
Funds Received for Period July 1, 2010 through June 30, 2011	\$ 2,643,048.00
Interest Earned for Period July 1, 2010 through June 30, 2011	\$ 39,459.00
Donor County Funds Received Period July 1, 2010 through June 30, 2011	\$ 1,337,540.00
Project Refunds for Period July 1, 2010 through June 30, 2011	\$ 147,157.00
Total Income	\$ 4,167,204.00

Expenses:

Administrative Expenses	\$ -
Local Paving Project Expenditures	\$ 1,927,277.00
State Road Project Expenditures	\$ 1,471,103.00
State Road Match Expenditures	\$ -
Project Manager Position Expenses	\$ 10,259.00
Total Expenditures	\$ 3,408,639.00
Balance of Funds as of June 30, 2011	\$ 7,847,453.00

FUNDING COMMITMENTS

Local Paving Projects	\$ 4,723,958.00
State Road Projects	\$ 206,598.00
State Road Match Projects	\$ -
Project Manager Position	\$ 63,637.00
Total Committed Funds	\$ 4,994,193.00
Total Uncommitted Funds Available for New Projects	\$ 2,853,260.00
Uncommitted Funds as Percent of Total Income =	68%

LEXINGTON CTC ANNUAL C FUND REPORT

JULY 1, 2010-JUNE 30, 2011

REPORT DATE: SEPTEMBER 21, 2011

LOCAL ROUTE	PROJECT DESCRIPTION	WORK TYPE	RESPONSIBLE AGENCY	BUDGET	TOTAL EXPENDITURES	CURRENT FISCAL YEAR EXPENDITURES	REMAINING BUDGET
Road Resurfacing	Road Resurfacing	Resurfacing	County	\$ 2,084,059	\$ 717,867	\$ 717,867	\$ 1,366,192
Dogwood Road, 1&2	From Pine Street to existing pavement	Paving	County	\$ 934,796	\$ 826,941	\$ 701,427	\$ 107,855
John Kinard Court and Circle	From exist pave near Long Pine Road to dead end	Paving	County	\$ 10,977	\$ -	\$ -	\$ 10,977
Elbert Taylor Road #1 & 2	From Calks Ferry Road westerly for 1.0 miles	Paving	County	\$ 434,127	\$ 29,525	\$ 13,975	\$ 404,602
Line Striping Program	Painting centerlines, edgelines, and placing RPMs	Line Striping	County	\$ 200,000	\$ 110,497	\$ 110,498	\$ 89,503
Jim Rucker Road	From Highway 6 to Calvary Church Road	Paving	County	\$ 1,056,425	\$ 1,056,425	\$ 96,146	\$ -
Payne Lane	From Hallmark Drive to dead end	Paving	County	\$ 334,077	\$ 323,488	\$ 13,321	\$ 10,579
Jayne Lane	From Pine Street to dead end	Paving	County	\$ 239,878	\$ 239,878	\$ 24,649	\$ -
Martin Neese Road	From Hwy 6 to I.W. Hutto Road	Paving	County	\$ 147,500	\$ 11,556	\$ 696	\$ 135,944
Gilbert-Church Street Stabilization	Stabilization of Church Street	Road Project	County	\$ 10,000	\$ -	\$ -	\$ 10,000
Holmes Street- West Columbia	Storm drainage improvements to Holmes Street	Storm drainage improv	County	\$ 23,410	\$ -	\$ -	\$ 23,410
Stonewall Court	Portion of engineering design for paving	Engineering for paving	County	\$ 5,000	\$ -	\$ -	\$ 5,000
Saxe Gotha Drive	Paving a portion of Saxe Gotha Drive for LC Recreation	Paving	County	\$ 100,000	\$ -	\$ -	\$ 100,000
Colonial Drive	Paving a portion of Colonial Drive	Paving	County	\$ 55,061	\$ 53,943	\$ 34,705	\$ 1,118
Windy Wood Road	Paving portion from Ben Franklin Rd to Calks Ferry Rd	Paving	County	\$ 100,000	\$ -	\$ -	\$ 100,000
Fire Tower Road	Paving from Hwy 378 to approximately 300 LF	Paving	County	\$ 37,700	\$ 33,930	\$ 33,930	\$ 3,770
Blitnut Court Utility Reloc.	Utility relocation for paving project	Utility	County	\$ 78,659	\$ 48,159	\$ 48,159	\$ 30,500
Fox Branch Road	From Calks Ferry Rd to Smith Pond Rd	Paving	County	\$ 166,543	\$ 9,550	\$ 9,550	\$ 156,993
Jim Spence Road	From Hwy 302 to Hwy 6	Paving	County	\$ 174,170	\$ 28,307	\$ 28,307	\$ 145,863
Kittal Road	From Jim Spence Road to Pat Road (\$32-1912)	Paving	County	\$ 10,260	\$ -	\$ -	\$ 10,260
Nursery Road Bridge	Bridge replacement alternative for Goldstone Drive Bridge	Bridge Design/Constr	County	\$ 1,464,342	\$ 10,291	\$ 10,291	\$ 1,454,051
Porth Circle	Paving from Bradey Porth Rd (\$32-1239) to exist pavemnt	Paving	County	\$ 697	\$ 696	\$ 696	\$ 1
Asby Drive	Paving from Ball Park Rd (\$32-1136) to Irvin Jumper Rd	Paving	County	\$ 32,967	\$ 732	\$ 732	\$ 32,235
South Cove Drive	Paving from Rambin Rd (\$32-103) to dead end	Paving	County	\$ 10,000	\$ 625	\$ 625	\$ 9,375
Oak Hill Road	Paving from existing pavement to dead end	Paving	County	\$ 30,000	\$ 696	\$ 696	\$ 29,304
Hyman Road	Paving from existing pavement to approximately 800 LF	Paving	County	\$ 10,000	\$ 732	\$ 732	\$ 9,268
Darby Ambrose Road	Paving from existing pavement to Park Place Trail	Paving	County	\$ 30,000	\$ 696	\$ 696	\$ 29,304
Sweet Pea Lane	Paving a portion from Gus Sturkie Road to bottom of hill	Paving	County	\$ 840	\$ 839	\$ 839	\$ 1
Roy Steel Road	Stabilization of a portion of the road	Stabilization	County	\$ 768	\$ 767	\$ 768	\$ 1
Green Hills Drive	Stabilization of a portion of the road	Stabilization	County	\$ 768	\$ -	\$ -	\$ 768
Mission Rd/Trailstream Rd	Storm drainage improvements to Mission Rd	Storm drainage improv	County	\$ 30,272	\$ 16,542	\$ 16,542	\$ 13,730
Quail Hollow Lane Drainage	Repair CrMP under roadway	Pipe Repair	County	\$ 184,290	\$ 41,066	\$ 41,066	\$ 143,224
Micala Drive	Geotech Invest on Micala Drive Dam	Road Failure Investigation	County	\$ 8,200	\$ 8,120	\$ 8,120	\$ 80
Green Haven Drive	Drainage project along Green Haven Drive	Drainage improvement	County	\$ 11,300	\$ 10,886	\$ 10,886	\$ 414
Sandy Lane	Road improvement/paving project for Pine Ridge Town	Road Improvement	County	\$ 37,500	\$ 732	\$ 732	\$ 36,768
Spruce Lane	Road improvement/paving project for Pine Ridge Town	Road Improvement	County	\$ 37,500	\$ 625	\$ 625	\$ 36,875
Broken Hill Road	Drainage improvement project along Broken Hill Road	Drainage	County	\$ 9,700	\$ -	\$ -	\$ 9,700
Henry Street	Paving for town of Batesburg-Leesville	Paving	County	\$ 7,000	\$ -	\$ -	\$ 7,000
Railroad Avenue	Town of Pelion placement of RAP on Railroad Ave	Placement of RAP	County	\$ 7,500	\$ -	\$ -	\$ 7,500
Washington Street	Town of Gilbert road improvement to Washington Street	Road improvement	County	\$ 7,500	\$ -	\$ -	\$ 7,500
Lexington Avenue	Town of Irmo road improvements to Lexington Ave	Road improvement	County	\$ 28,000	\$ -	\$ -	\$ 28,000
Drainage Projects	Unclassified funding for drainage projects	Drainage	County	\$ 1,177	\$ -	\$ -	\$ 1,177
Road Maintenance Projects	Unclassified funding for minor paving and maintenance	Paving Funds	County	\$ 155,116	\$ -	\$ -	\$ 155,116

TOTALS \$ 8,308,079 \$ 3,584,121 \$ 1,927,277 \$ 4,723,958

EXPENDITURES FOR LOCAL PAVING PROJECTS AS PERCENTAGE OF ANNUAL C-FUND ALLOTMENT INCOME = 69%

LEXINGTON CTC ANNUAL C FUND REPORT

JULY 1, 2010-JUNE 30, 2011
 REPORT DATE: SEPTEMBER 21, 2011

STATE ROAD PROJECTS

LOCAL ROUTE	PROJECT DESCRIPTION	WORK TYPE	RESPONSIBLE AGENCY	BUDGET	TOTAL EXPENDITURES	CURRENT FISCAL YEAR EXPENDITURES	REMAINING BUDGET
A.C. Bouknight Road (S32-1888)	From exist pavement (S32-1888) to Crout Pond Way	Paving	SCDOT	\$ 1,080,000	\$ 1,080,000	\$ 1,080,000	\$ -
Pine Plain Road (S32-1793)	From Frontage Road to exist. Pmnt. (S1930)	Paving	SCDOT	\$ 1,000	\$ -	\$ -	\$ 1,000
Carlisle Street (S32-772)	Town of Irmo Enhancement Grant-sidewalk improvement	Sidewalk Placement	Irmo/County	\$ 57,000	\$ 33,395	\$ -	\$ 23,605
L.W. Hutto Road (S32-248)	School Dist 4 turn lane along I.W. Hutto Rd (S32-248)	Turn Lane	Sci Dist 4/LexCo	\$ 75,000	\$ 54,839	\$ 54,839	\$ 20,161
Church Street (US-321)	Town of Swansea Enhanc-Swansea Entrance Plaza	Beautification Project	Swansea/LexCo	\$ 50,000	\$ 50,000	\$ 50,000	\$ -
SC 302 and US 178	Town of Pelion 08 Enhancement Streetscape	Streetscape	Pelion/LexCo	\$ 70,000	\$ 49,999	\$ 35,235	\$ 20,001
12th St, S-2, US1, SC32	W Cola Enhn 06, Ph II, III, IV, State St, Meeting St,	Streetscape	W Cola/LexCo	\$ 108,750	\$ 82,169	\$ -	\$ 26,581
Fork Avenue (S32-478)	Rehabilitation of Fork Avenue (S32-478)	Road Rehabilitation	SCDOT	\$ 40,000	\$ 40,000	\$ 40,000	\$ -
Victor Road (S32-1935)	Legal Fees for SCDOT Condemnation (S32-1935)	Legal Fees	SCDOT	\$ 1,500	\$ 1,500	\$ 1,500	\$ -
I-77 and I-26 Interchange	Andre Bauer Sign Ded.	Dedication Sign	SCDOT	\$ 500	\$ 500	\$ 500	\$ -
Airport Blvd (SC - 302)	Cayce Beautification Enhanc Grant for Airport Blvd	Beautification Enh Grant	SCDOT	\$ 30,083	\$ -	\$ -	\$ 30,083
Airport Blvd (SC - 302)	W Cola Beautification Enhanc Grant for Airport Blvd	Beautification Enh Grant	SCDOT	\$ 30,083	\$ -	\$ -	\$ 30,083
Airport Blvd (SC - 302)	Springdale Beautification Enhanc Grant for Airport Blvd	Beautification Enh Grant	SCDOT	\$ 30,084	\$ -	\$ -	\$ 30,084
US Hwy 321	Gaston Enh. Grant Signs along Hwy 321	Enhancement Grant	SCDOT	\$ 23,000	\$ 23,000	\$ 23,000	\$ -
Meeting St (US-1) & State (SC-2)	W Cola. Enhancement Grant ENH # 73-04	Enhancement Grant	SCDOT	\$ 65,395	\$ 65,395	\$ 65,395	\$ -
Charleston Hwy (US - 176)	W Cola. Enhancement Grant FPA # 28-10	Enhancement Grant	SCDOT	\$ 36,250	\$ 36,250	\$ 36,250	\$ -
Hampton Street (S32-31)	Town of Gilbert Enh Grant Sidewalk	Enhancement Grant	SCDOT	\$ 36,000	\$ 36,000	\$ 36,000	\$ -
I-20/Hwy 378 (Sunset Blvd)	Town of Lexington I-20/Hwy 378 Interchange Beautificatn	Beautification Project	SCDOT	\$ 98,384	\$ 98,384	\$ 98,384	\$ -
Sunset Dr(s1897)RamblinRd(s102)	Sidewalk from school on Ramblin to library on Sunset	Sidewalk Placement	County	\$ 25,000	\$ -	\$ -	\$ 25,000
TOTALS				\$ 1,858,029	\$ 1,651,431	\$ 1,471,103	\$ 206,598

STATE ROAD PROJECTS

LOCAL ROUTE	PROJECT DESCRIPTION	WORK TYPE	RESPONSIBLE AGENCY	CTC MATCH FUNDS COMMITTED	EXPENDITURES	CURRENT FISCAL YEAR EXPENDITURES	REMAINING BUDGET	YEAR EXPENDITURES IN EXCESS OF MATCH AMOUNT*
SCDOT Match Program	SCDOT Matching Funds	SCDOT Projects	SCDOT	\$ -	\$ -	\$ -	\$ -	\$ -
TOTALS				\$ -	\$ -	\$ -	\$ -	\$ -

EXPENDITURES FOR STATE ROAD PROJECTS AND MATCH PROJECTS IN EXCESS OF MATCH AMOUNT AS PERCENTAGE OF ANNUAL C-FUND ALLOTMENT TOTAL INCOME = 53%

* Note: For match programs only CTC expenditures in excess of match amounts may be applied towards meeting the 25% requirement for expenditure on the state highway system.

* Note: Annual C-Fund Allotment Total includes Project Refunds received for report period.

* Note: The 53% expenditures for FY 2011 place Lexington County in compliance with State law governing the 25% requirement.

LEXINGTON CTC ANNUAL C FUND REPORT

JULY 1, 2010-JUNE 30, 2011

REPORT DATE: SEPTEMBER 21, 2011

PROJECT MANAGER EXPENSES

TITLE	DESCRIPTION	POSITION	BUDGET	TOTAL EXPEND.	CURRENT FISCAL YEAR EXPENDITURES	REMAINING BUDGET
Salaries & Wages	Associated Funds for Managing "C"-Fund Projects	"C" Fund Project Mgr.	\$ 51,858	\$ -	\$ -	\$ 51,858
FICA - Employer Portion	Associated Funds for Managing "C"-Fund Projects	"C" Fund Project Mgr.	\$ 3,968	\$ -	\$ -	\$ 3,968
SCRS - Employer Portion	Associated Funds for Managing "C"-Fund Projects	"C" Fund Project Mgr.	\$ 4,870	\$ -	\$ -	\$ 4,870
Employee Insurance - Employer	Associated Funds for Managing "C"-Fund Projects	"C" Fund Project Mgr.	\$ 7,800	\$ 7,800	\$ 7,800	\$ -
Workers Comp. - Employer	Associated Funds for Managing "C"-Fund Projects	"C" Fund Project Mgr.	\$ 644	\$ -	\$ -	\$ 644
Professional Services	Associated Funds for Managing "C"-Fund Projects	"C" Fund Project Mgr.	\$ 250	\$ 250	\$ 250	\$ -
Office Supplies	Associated Funds for Managing "C"-Fund Projects	"C" Fund Project Mgr.	\$ 50	\$ -	\$ -	\$ 50
Duplicating	Associated Funds for Managing "C"-Fund Projects	"C" Fund Project Mgr.	\$ 200	\$ -	\$ -	\$ 200
Operating Supplies	Associated Funds for Managing "C"-Fund Projects	"C" Fund Project Mgr.	\$ 200	\$ -	\$ -	\$ 200
General Tort Liability Insurance	Associated Funds for Managing "C"-Fund Projects	"C" Fund Project Mgr.	\$ 77	\$ 75	\$ 75	\$ 2
Pagers & Cell Phones	Associated Funds for Managing "C"-Fund Projects	"C" Fund Project Mgr.	\$ 300	\$ -	\$ -	\$ 300
E-mail Service Charges	Associated Funds for Managing "C"-Fund Projects	"C" Fund Project Mgr.	\$ 81	\$ -	\$ -	\$ 81
Gas, Fuel, & Oil	Associated Funds for Managing "C"-Fund Projects	"C" Fund Project Mgr.	\$ 1,200	\$ -	\$ -	\$ 1,200
Minor Software	Associated Funds for Managing "C"-Fund Projects	"C" Fund Project Mgr.	\$ 262	\$ -	\$ -	\$ 262
Personal Computer	1 PC for Project Mgr. position	"C" Fund Project Mgr.	\$ 1,816	\$ 1,814	\$ 1,814	\$ 2
Flat Screen Monitor	1 20" Flat screen monitor for Project Mgr. position	"C" Fund Project Mgr.	\$ 320	\$ 320	\$ 320	\$ -
TOTALS			\$ 73,896	\$ 10,259	\$ 10,259	\$ 63,637

*Note: Project Manager Position was not filled during FY 2010-2011 and therefore none of these expenditures were charged against specific projects. The position is currently filled (FY 2011-2012) and all associated expenses will be charged against specific projects on the FY 2011-2012 Annual Report.

CTC Chairman: _____

Date: 10/11/11

PICKENS COUNTY CTC ANNUAL REPORT
JULY 1, 2010 - JUNE 30, 2011

INCOME AND EXPENSES

Balance of Funds as of July 1, 2010 \$ 4,571,653

Income:

Funds Received for Period July 1, 2010 through June 30, 2011 \$ 1,621,594

Interest Earned for Period July 1, 2010 through June 30, 2011 \$ -

Total Income \$ 1,621,594

Expenses:

Administrative Expenses

\$ 114

Local Paving Project Expenditures

\$ 237,454

State Road Project Expenditures

\$ 294,480

State Road Match Expenditures

\$ -

Total Expenditures

\$ 532,048

Balance of Funds as of June 30, 2011 \$ 5,661,199

FUNDING COMMITMENTS

Local Paving Projects

\$ 173,075

State Road Projects

\$ 2,582,116

State Road Match Projects

\$ -

Total Committed Funds

\$ 2,755,191

Total Uncommitted Funds Available for New Projects \$ 2,730,877

LOCAL PAVING PROJECTS

LOCAL ROUTE	PROJECT DESCRIPTION	WORK TYPE	RESPONSIBLE AGENCY	BUDGET	TOTAL EXPENDITURES	CURRENT FISCAL YEAR EXPENDITURES	REMAINING BUDGET
varies	Road striping	safety	County of Pickens	\$ 25,000	\$ 13,591	\$ 9,460	\$ 15,540
varies	Guard Rail construction	safety	County of Pickens	\$ 23,193	\$ 17,889	\$ 17,889	\$ 5,504
Haygood Mill	Paving public parking	safety	County of Pickens	\$ 25,000	\$ 18,250	\$ 30	\$ 24,970
varies	Sidewalk construction	Sidewalk	City of Liberty	\$ 65,760	\$ 40,924	\$ 40,924	\$ 24,836
Old School	Sidewalk construction and resurfacing Old Schoolhouse Rd.	Asphalt paving	Town of Norris	\$ 177,769	\$ 159,161	\$ 159,161	\$ 18,608
Ponderosa	Parking lot construction	Asphalt paving	Town of Six Mile	\$ 100,332	\$ 16,715	\$ 10,190	\$ 83,617
TOTALS				\$ 417,054	\$ 266,240	\$ 237,454	\$ 173,075

EXPENDITURES FOR LOCAL PAVING PROJECTS AS PERCENT OF TOTAL INCOME = 14.6%

STATE ROAD PROJECTS

ROAD - ROUTE	PROJECT DESCRIPTION	WORK TYPE	RESPONSIBLE AGENCY	BUDGET	EXPENDITURES	CURRENT FISCAL YEAR EXPENDITURES	REMAINING BUDGET
US 123	Median improvements	safety	County of Pickens	\$ 279,672	\$ 279,672	\$ 2,600	\$ -
Brushy Cre	Intersection improvements	Turn Lanes	Pickens County	\$ 485,250	\$ 17,550	\$ 2,700	\$ 487,700
SC 93	Pedestrian Crossing for Railroad	safety	Town of Central	\$ 8,777	\$ 8,777	\$ 8,777	\$ -
varies	Central Streetscape	Engineering	PCTC	\$ 24,500	\$ 17,500	\$ 17,500	\$ 7,000
varies	Intersection improvement at Maw Bridge and Madden	Engineering	PCTC	\$ 10,000	\$ 7,030	\$ 7,030	\$ 2,970
Powdersville	Intersection improvements	Turn Lanes	Pickens County	\$ 250,000	\$ 228,507	\$ 21,493	\$ 21,493
SC 183	Sidewalk construction	safety	City of Pickens	\$ 138,905	\$ 164,520	\$ 164,520	\$ (25,615)
Mills Avenue	Sidewalk construction	Engineering	Pickens County	\$ 10,000	\$ 5,996	\$ 5,996	\$ 4,004
SC 93	Sidewalk construction	Safety	City of Clemson	\$ 200,000	\$ -	\$ -	\$ 200,000
SC 8	Sidewalk construction	safety	City of Easley	\$ 75,000	\$ -	\$ 55,500	\$ 75,000
Varies	Signs	Signs	Transportation Ct	\$ 1,000	\$ 500	\$ 500	\$ 500
Sims Schov	Environmental Study	Engineering	County of Pickens	\$ 50,000	\$ 107	\$ -	\$ 49,893
Ann Street	Redesign Ann St. and Jones Avenue Intersection	safety	County of Pickens	\$ 1,779,171.00	\$ 50.00	\$ -	\$ 1,779,171
Saluda Dan	Warning lights for fire dept.	safety	County of Pickens	\$ 10,000.00	\$ 10,000.00	\$ 7,864	\$ -
TOTALS				\$ 3,322,275	\$ 740,159	\$ 294,480	\$ 2,582,116

STATE ROAD MATCH PROJECTS

ROAD - ROUTE	PROJECT DESCRIPTION	WORK TYPE	RESPONSIBLE AGENCY	CTC PROGRAM MATCH FUNDS COMMITTED	EXPENDITURES	CURRENT FISCAL YEAR EXPENDITURES	REMAINING BUDGET	CURRENT FISCAL YEAR EXPENDITURES IN EXCESS OF MATCH AMOUNT*
				\$ -	\$ -	\$ -	\$ -	\$ -

SALUDA COUNTY ANNUAL C FUND REPORT
JULY 01, 2010- JUNE 30, 2011
JULY 25, 2011

<u>INCOME AND EXPENSES</u>	
Balance of Funds as of July 1, 2010-----	\$ 1,378,161.87
Income:	
Funds Received for Period July 1, 2010 through June 30, 2011	\$ 863,435.75
Interest Earned for Period July 1, 2010 through June 30, 2011	\$ 9,673.84
Other Income	\$ 218,853.16
Sale of Plans	\$ 120.00
Total Income -----	\$ 1,092,082.75
Expenses:	
Administrative expense	\$ 589.10
State Projects Expenditures	\$ 702,000.00
County Projects Expenditures	\$ 632,207.97
Total Expenditures-----	\$ 1,334,797.07
Balance of Funds as of June 30, 2011-----	\$ 1,135,447.07

<u>FUNDING COMMITMENTS</u>	
Local Paving Projects	\$ 657,655.29
State Road Projects	\$ 0.00
Total Committed Funds	\$ 657,655.29
Total Uncommitted Funds Available for New Projects-----	\$ 477,792.26
Uncommitted Funds as Percent of Total Income = 44%	


 CHAIRMAN OF THE SALUDA CTC

***checks for uncommitted funds should be listed as other income under the income heading.

2010-2011
04/12/2012

LOCAL PAVING PROJECTS YR 10/11

LOCAL ROUTE	PROJECT DESCRIPTION	WORK TYPE	RESPONSIBLE AGENCY	BUDGET	TOTAL EXPENDITURES	CURRENT FY EXPENDITURES	REMAINING BUDGET
C41-316	SALLIDA ISLAND RD.	PAVING	CTC COUNTY	\$592,747.19	\$592,747.19	\$486,272.59	\$0.00
C41-201	LAKE DR.	ASSESSMENT	CTC COUNTY	\$400.00	\$400.00	\$32,571.27	\$0.00
C41-201,068,276,020	LAKE DR./COLD HARBOR DR./PINE HARBOR, BAT	PAVING #LCPB01-0220	CTC COUNTY	\$520,000.00	\$32,751.27	\$109,803.98	\$487,248.73
VARIOUS	ROCKING RH0037-	GRAVELING ROADS	R&B COUNTY	\$109,803.98	\$109,803.98	\$109,803.98	\$0.00
VARIOUS	ROCKING RH0038-	GRAVELING ROADS	R&B COUNTY	\$162,006.56	\$162,006.56	\$162,006.56	\$0.00
VARIOUS	CALCIUM CHLORIDE PROJ.	CACL2-10 CACL2 ON ROADS	R&B COUNTY	\$6,750.63	\$6,750.63	\$3,380.13	\$0.00
VARIOUS	CALCIUM CHLORIDE PROJ.	CACL2-11 CACL2 ON ROADS	R&B COUNTY	\$8,400.00	\$8,400.00	\$8,400.00	\$0.00
TOTALS				\$1,400,108.36	\$742,453.07	\$632,027.97	\$657,655.29

EXPENDITURES FOR LOCAL PAVING PROJECTS AS PERCENT OF TOTAL INCOME 58%

MONIES FROM COMPLETED PROJECTS WILL BE FUNNELED BACK INTO ACTIVE MONIES
STATE ROAD PROJECTS

LOCAL ROUTE	PROJECT DESCRIPTION	WORK TYPE	RESPONSIBLE AGENCY	BUDGET	EXPENDITURES	CURRENT FY EXPENDITURES	REMAINING BUDGET
36640	S-41-122/SC184 INTERSECTION	RECONSTRUCTION	SCDOT	\$ 654,940.10	\$ 654,940.10	\$ -	\$ -
36639	S-41-217/SC121 INTERSECTION	RECONSTRUCTION	SCDOT	\$ 42,000.00	\$ 42,000.00	\$ -	\$ -
40468	S41-187,S41-67,S41-155,S41-65	ROCKING	SCDOT	\$ 65,200.00	\$ 65,200.00	\$65,200.00	\$ -
40469	S41-33,S41-179,S41-264	RESURFACING	SCDOT	\$ 636,800.00	\$ 636,800.00	\$636,800.00	\$ -
TOTALS				\$1,398,940.10	\$1,398,940.10	\$702,000.00	\$0.00

EXPENDITURES FOR STATE ROAD PROJECTS AS PERCENT OF TOTAL INCOME 0%

STATE ROAD MATCH PROJECTS

ROAD-ROUTE	PROJECT DESCRIPTION	WORK TYPE	RESPONSIBLE AGENCY	CTC PROGRAM/ MATCH FUNDS COMMITTED	EXPENDITURES	CURRENT FISCAL YEAR EXPENDITURES	REMAINING BUDGET	CURRENT FISCAL YR. EXPENDITURES IN EXCESS OF MATCH AMT.*
TOTALS				\$ -	\$ -	\$ -	\$ -	\$0.00

EXPENDITURES FOR STATE ROAD PROJECTS AND MATCH PROJECTS IN EXCESS OF MATCH AMOUNT AS PERCENT OF TOTAL INCOME 0%

CTC CHAIRMAN: _____

DATE: _____

2011 SPARTANBURG COUNTY CTC ANNUAL C FUND REPORT
JULY 1, 2010 - JUNE 30, 2011

INCOME AND EXPENSES

Balance of Funds as of July 1, 2010	\$ 6,675,686
Income:	
Funds Received for Period July 1, 2010 through June 30, 2011	\$ 4,382,718
Interest Earned for Period July 1, 2010 through June 30, 2011	\$ 12,607
Total Income	\$ 4,395,325

Expenses:

Administrative Expenses	\$ 1,402
Local Paving Project Expenditures	\$ 2,315,395
State Road Project Expenditures	\$ 2,525,028
Total Expenditures	\$ 4,841,826
Balance of Funds as of June 30, 2010	\$ 6,229,185

FUNDING COMMITMENTS

Local Paving Projects	\$ 2,006,432
State Road Projects	\$ 871,574
Total Committed Funds	\$ 2,878,005
Total Uncommitted Funds Available for New Projects	\$ 3,351,180

Uncommitted Funds as Percent of Total Income = 76.2%

LOCAL ROAD PROJECTS

LOCAL ROUTE	PROJECT DESCRIPTION	WORK TYPE	RESPONSIBLE AGENCY	BUDGET	TOTAL EXPENDITURES	CURRENT FISCAL YEAR EXPENDITURES	REMAINING BUDGET
06014 686	Phase II Willis Road Walking/Bike Path DAIRY RIDGE ROAD BRIDGE REPLACEMENT	Install Walking/Bike Path	Spartanburg County	\$ 66,335.05	\$ 66,335.05	\$ 2,960.00	\$ -
07017 1207	BROCKMAN-MCCLIMON RD BRIDGE	Bridge	Spartanburg County	\$ 697,644.28	\$ 697,644.28	\$ 2,114.40	\$ -
08022 585.1	Glendale Bridge Restoration	Bridge - Foot Traffic	Spartanburg County	\$ 243,617.63	\$ 243,617.63	\$ 92,368.36	\$ -
09001 12382/11659	BOMAR AVE - CITY OF SPARTANBURG OVERHEAD BRIDGE REPLACEMENT	Realignment Bridge	Spartanburg County	\$ 50,000.00	\$ -	\$ -	\$ 50,000.00
09013 City Streets	CITY OF SPARTANBURG RESURFACING	Resurfacing	City	\$ 202,080.00	\$ 71,397.35	\$ -	\$ 130,682.65
09019 11053	WIDEN FAIRWINDS RD (BILO TO WASTE TREATMENT)	Widen	Spartanburg County	\$ 449,360.56	\$ 365,770.57	\$ 228,551.32	\$ 83,589.99
09022 Various	REPLACE CULVERT ON CLARK ROAD FAIRFOREST RD BRIDGE	Replace Culvert Bridge	City	\$ 236,708.00	\$ 236,708.00	\$ 14,986.49	\$ -
10002 922	REPLACEMENT	Replace	Spartanburg County	\$ 179,647.35	\$ 179,647.35	\$ 162,023.12	\$ -
10008 822	CITY RESURFACING	Resurfacing	Spartanburg County	\$ 127,000.00	\$ 6,108.72	\$ 6,108.72	\$ 120,891.28
10011 Municipal Street	COUNTY & MUNICIPAL RESURFACING	Resurfacing	City of Spartanburg	\$ 360,000.00	\$ -	\$ -	\$ 360,000.00
10017 Various	BOMAR INTERSECTION IMPROVEMENTS	Resurfacing Intersection	City of Spartanburg	\$ 308,375.00	\$ 308,375.00	\$ 3,142.84	\$ -
10019 Various	CULVERTS ON HANNON RD & WEST RD	Replace Culverts	Spartanburg County	\$ 1,390,426.51	\$ 1,390,426.51	\$ 59,711.78	\$ -
10024 Municipal Street	COWPENS BUNCHE CIR SIDEWALK	Install Sidewalks	City of Spartanburg	\$ 48,436.00	\$ -	\$ -	\$ 48,436.00
10026 769/2766	RUNION RD BRIDGE REPLACEMENT	Bridge	Spartanburg County	\$ 83,000.00	\$ 73,150.13	\$ 73,150.13	\$ 9,849.87
10028 Municipal Street	KELTNER / CEDAR SPGS DRAINAGE PIPE	Replacement Drainage pipe	Town of Cowpens	\$ 19,060.00	\$ 19,060.00	\$ 19,060.00	\$ -
10029 888	WESTMORELAND RD WIDENING	Widen	Spartanburg County	\$ 200,000.00	\$ 154,488.41	\$ 154,017.41	\$ 45,511.59
11006 2711 & S851	COWPENS SIDEWALK REPAIRS	Sidewalk repair	Spartanburg County	\$ 123,871.79	\$ 3,871.79	\$ 3,871.79	\$ 120,000.00
11007 623	CITY OF SPARTANBURG ANNUAL RESURFACING	Resurfacing	Spartanburg County	\$ 308,979.92	\$ 92,205.17	\$ 92,205.17	\$ 216,774.75
11008 Municipal Street	FALLING CREEK ROAD RELOCATION	Relocation	Town of Cowpens	\$ 19,500.00	\$ 19,000.00	\$ 19,000.00	\$ 500.00
11010 Various	EZELL BRIDGE REPLACEMENT	Bridge	Spartanburg County	\$ 1,304,161.00	\$ 1,037,139.77	\$ 1,037,139.77	\$ 267,021.23
11011 Municipal Street	CURVE REALIGNMENT (PARTRIDGE RD)	Re-align curve on Partridge Road	City of Spartanburg	\$ 354,000.00	\$ -	\$ -	\$ 354,000.00
11016 731			Spartanburg County	\$ 49,011.00	\$ 125.00	\$ 125.00	\$ 48,886.00
11017 11060			Spartanburg County	\$ 448,400.13	\$ 327,391.96	\$ 327,391.96	\$ 121,008.17
11019 Municipal Street			City of Spartanburg	\$ 29,280.00	\$ -	\$ -	\$ 29,280.00

11022 1207 DAIRY RIDGE ROAD BRIDGE Replacement Spartanburg County \$ 17,467.00 \$ 17,467.00 \$ 17,467.00 \$ -

TOTALS \$ 7,316,361.22 \$ 5,309,929.69 \$ 2,315,395.26 \$ 2,006,431.53

EXPENDITURES FOR LOCAL PAVING PROJECTS AS PERCENT OF TOTAL INCOME = 52.7%

STATE ROAD PROJECTS

ROAD - ROUTE	PROJECT DESCRIPTION	WORK TYPE	RESPONSIBLE AGENCY	BUDGET	EXPENDITURES	CURRENT FISCAL YEAR EXPENDITURES	REMAINING BUDGET
06004 S-1258	SOUTHPORT STATION ACCESS (Matthew Street Perry Pkwy)	Relocation	Sptbg HA	\$ 307,476.11	\$ 61,601.11	\$ 13,625.00	\$ 245,875.00
07022 Various	SIDEWALK INSTALLATION IN PACOLET	Sidewalks Signs, Poles, Hardware	Town	\$ 67,965.00	\$ 22,600.00	\$ 20,240.00	\$ 45,365.00
08014 S-110	Delegation Set-A-Side Town of Cowpens	Hardware	Town of Cowpens	\$ 19,500.00	\$ 18,505.36	\$ 2,026.03	\$ 994.64
08017 SC-101	Delegation - City of Woodruff	Sidewalks	Woodruff	\$ 33,460.00	\$ 33,460.00	\$ 4,730.55	\$ -
08018 SC-290	Delegation - Sidewalks N. & S. Main Duncan	Sidewalks	Town of Duncan	\$ 50,720.00	\$ 50,720.00	\$ 5,585.39	\$ -
09024 SC221	SIDEWALK ON MAIN IN WOODRUFF	Sidewalk	Woodruff	\$ 28,141.31	\$ 28,141.31	\$ 28,141.31	\$ -
09026 US 29	STREETSCAPE ON MAIN IN COWPENS	Streetscape	Cowpens	\$ 101,793.00	\$ -	\$ -	\$ 101,793.00
10003 S 42 @ S 74	RAINBOW LAKE RD @ RIVER OAK RD INTERSECTION	Intersection	School District 2	\$ 300,000.00	\$ 300,000.00	\$ 300,000.00	\$ -
10004 S 37	INSTALL SIDEWALKS COMPTON BRIDGE RD	Improvements	School District 2	\$ 300,000.00	\$ 300,000.00	\$ 300,000.00	\$ -
10010 S 62	SIGNAGE AND SIDEWALK - TOWN OF DUNCAN	Signage & Sidewalks	City of Inman	\$ 135,000.00	\$ -	\$ -	\$ 135,000.00
10013 S 212	EDWARD ROAD - PHASE 1	Rehabilitation	Town of Duncan	\$ 48,628.00	\$ 48,628.00	\$ 14,151.15	\$ -
10015 SC 101 & S 177	DEL SET-A-SIDE WOODRUFF SIDEWALKS	Construct	Spartanburg County	\$ 493,527.69	\$ 493,527.69	\$ 469,212.04	\$ -
10016 S 62	DEL SET-A-SIDE REIDVILLE STREETSCAPE	Sidewalks	City of Woodruff	\$ 27,156.00	\$ 27,156.00	\$ 27,156.00	\$ -
10018 S 212	SCDOT ANNUAL RESURFACING	Continuation of Streetscape	Town of Reidville	\$ 25,000.00	\$ 25,000.00	\$ 13,181.05	\$ -
10021 C 296	GANO DR & DILLARD RD TURN LANES	Rehabilitation	Spartanburg County	\$ 590,934.83	\$ 590,934.83	\$ 583,648.65	\$ -
10022 SC 150	PACOLET RIVER BR LIGHTING	Turn Lanes	Spartanburg County	\$ 151,550.72	\$ 35,723.12	\$ 21,423.12	\$ 115,827.60
10023 S 43	CHESNEE SIDEWALKS W. MANNING ST	Install Lighting	Town of Pacolet	\$ 38,560.00	\$ 34,230.15	\$ 34,230.15	\$ 4,329.85
10025 S 37	COMPTON BR RD SIDEWALKS	Install Sidewalks	City of Chesnee	\$ 59,126.00	\$ 59,126.00	\$ 59,126.00	\$ -
10027 SC 9	HWY 9 ROADSIDE IMPROVEMENTS & SIGN	Install Sidewalks	City of Inman	\$ 35,000.00	\$ 7,312.50	\$ 7,312.50	\$ 27,687.50
11002 US 29 @ Zion Hill	SIGNS US-29 AT ZION HILL RD	Roadside Improvements and Welcome Sign	Boiling Springs Beau	\$ 13,743.00	\$ -	\$ -	\$ 13,743.00
		Signs	SCDOT	\$ 500.00	\$ 500.00	\$ 500.00	\$ -

Account	Project Description	Signals	SCDOT	\$	\$	\$	\$	\$
11003 S 42	SIGNALS AT BOILING SPGS FIRE DEPT RAINBOW LK RD	Signals	SCDOT	\$	48,934.50	\$	48,934.50	\$
11004 S 645	PIPE DITCH SYPHRIT RD - WELLFORD BAPTIST	Pipe ditch	SCDOT	\$	7,314.00	\$	7,314.00	\$
11005 S 55	PEACHTREE ROAD ROUNDABOUT	Reclamation	Spartanburg County	\$	104,295.47	\$	104,295.47	\$
11009	221 MAY FIRE DEPARTMENT FLASHERS	Install Flashers	Mayo Fire Dept	\$	-	\$	-	\$
11012 S692, S35, S93	SCDOT ANNUAL RESURFACING EAST GRIFFITH RD RESURFACE & DRAINAGE REPAIR	Resurfacing Resurface and repair drainage	SCDOT City of Woodruff	\$	709,000.00 32,572.00	\$	709,000.00 -	\$
11013 S1375				\$	-	\$	-	\$
11014 221	CHEROKEE SPGS FIRE DEPT FLASHERS	Install Flashers	Cherokee Springs	\$	10,000.00	\$	-	\$
11015 221	CHESNEE COMMUNITY FIRE DEPT FLASHERS	Install Flashers	Chesnee Community	\$	10,000.00	\$	-	\$
11018 S2	SIDEWALKS UPGRADE TO ADA (COLLEGE/HOWARD)	Upgrade Sidewalks to ADA Standards	City of Spartanburg	\$	48,436.00	\$	48,436.00	\$
11020 S771 @ S79	STOP SIGN & ISLAND VALLEY FALLS/SPRINGFIELD	Construct island and install Stop Sign	SCDOT	\$	3,500.00	\$	2,759.00	\$
11021 S 242.5 & S 316	LYMAN DRAINAGE	Install 1800 to 1900 feet of 36" drainage piping	Town of Lyman	\$	102,700.00	\$	-	\$
11024 S514	CHESNEE SIDEWALKS REPAIR (PICKENS ST)	Repair Sidewalk	City of Chesnee	\$	14,563.00	\$	-	\$
TOTALS				\$	3,629,478.63	\$	2,757,905.04	\$
				\$	2,525,027.91	\$	871,573.59	\$

EXPENDITURES FOR LOCAL PAVING PROJECTS AS PERCENT OF TOTAL INCOME = 57%

CTC Chairman Billy J. Lantz
(Signature)

Date: 12-8-2011

Sumter County ANNUAL C FUND REPORT
JULY 1, 2010 - JUNE 30, 2011

<u>INCOME AND EXPENSES</u>	
Balance of Funds as of July 1, 2010	3,571,929.80
Income:	
Funds Received for Period July 1, 2010 through June 30, 2011	1,613,809.13
Interest Earned for Period July 1, 2010 through June 30, 2011	80,904.06
Total Income	<u>1,694,713.19</u>
Expenses:	
Administrative Expenses	439.00
Local Paving Project Expenditures	2,895,713.82
State Road Project Expenditures	342,044.75
State Road Match Expenditures	
Total Expenditures	<u>3,238,197.57</u>
Balance of Funds as of June 30, 2010	<u>2,028,445.42</u>
<u>FUNDING COMMITMENTS</u>	
Local Paving Projects	77,049.13
State Road Projects	19,568.13
State Road Match Projects	-
Total Committed Funds	<u>96,617.26</u>
Total Uncommitted Funds Available for New Projects	<u>1,931,828.16</u>

LOCAL PAVING PROJECTS

LOCAL ROUTE	PROJECT DESCRIPTION	WORK TYPE	RESPONSIBLE AGENCY	BUDGET	TOTAL EXPENDITURES	REMAINING BUDGET
	Gibbs Dairy, Lucas, Lynn, David Austin, Laredo, Lisbon, Alexander Place, Lois	Paving	County	\$ 1,484,967.20	\$ 1,482,736.00	\$ 22,231.20
	Summer View St, Winter Park St, Rainbow Falls St, Creweville St	Resurfacing	County	\$ 811,000.00	\$ 811,000.00	\$ -
	Colony, Lloyd, Denny, Coron	Engineering	County	\$ 56,996.00	\$ 56,996.00	\$ -
	Kennell, Coashman, W Williams, Gray Fox, Cherry, Wind Mill, Oak Brook, Well 5	Resurface	City of Sumter	\$ 288,370.20	\$ 284,436.00	\$ 33,934.20
	Church St Rehabilitation (Riley Ball Park)	Rebocation	City of Sumter	\$ 88,760.00	\$ 88,760.00	\$ -
	White Pine, Club, Club Forest, Shelton, Gray Fox, Gray Fox Ct, Omarest, Tular, Covington	Resurface	City of Sumter	\$ 242,690.65	\$ 231,796.82	\$ 20,893.73
	TOTALS FOR LOCAL PAVING PROJECTS			\$ 2,972,763.95	\$ 2,896,713.82	\$ 77,049.13

EXPENDITURES FOR LOCAL PAVING PROJECTS AS PERCENT OF TOTAL INCOME = 170.9%


STATE ROAD PROJECTS

ROAD ROUTE	PROJECT DESCRIPTION	WORK TYPE	RESPONSIBLE AGENCY	BUDGET	TOTAL EXPENDITURES	REMAINING BUDGET
	Ponier, Pathfinder, Pine, Purdy, Dubese, Hoyt, Jones, Magnolia	Resurface	City of Sumter	\$ 275,297.28	\$ 256,729.15	\$ 19,568.13
	*Willow, Fort Maney, Cuo, Coleman, Sawert, Lincoln, Estate		SODOT	\$ 71,316.60	\$ 71,316.60	\$ -
	*Ponsett, Emily/Robney, Carroll, Walker, Crosswell, Clifton, Paulina, Harriet, Whit-LA, Rutledge, Capital, Telephone, Jensen, Hiramindick		SODOT	\$ 14,000.00	\$ 14,000.00	\$ -
	TOTALS FOR STATE PAVING PROJECTS			\$ 361,612.88	\$ 342,044.75	\$ 19,568.13

*additional funding required

EXPENDITURES FOR STATE ROAD PROJECTS = 20.2%

* Note: For match programs only CTC expenditures in excess of match amounts may be applied towards meeting the 25% requirement for expenditure on the state highway system

CTC Chairman: 

Date: 12-7-11

York County Annual C Fund Report

July 1, 2010 - June 30, 2011

Report Date = October 4, 2011

INCOME AND EXPENSES

Balance of Funds as of July 1, 2010	\$11,825,894.69
Income:	
Funds Received for Period July 1, 2010 through June 30, 2011	\$2,992,254.17
Interest Earned for Period July 1, 2010 through June 30, 2011	\$44,045.50
Total Income	\$3,036,299.67

Expenses:	
Administrative Expenses	\$0.00
Local Road Project Expenditures	\$598,173.48
State Road Project Expenditures	\$1,507,121.00
State Road Match Expenditures	\$0.00
Total Expenditures	\$2,105,294.48
Balance of Funds as of June 30, 2010	\$12,756,899.88

FUNDING COMMITMENTS

Local Paving Projects	\$3,153,594.17
State Road Projects	\$4,801,803.40
State Road Match Projects	\$0.00
Total Committed Funds	\$7,955,397.57
Total Uncommitted Funds Available for New Projects	\$4,801,502.31

LOCAL PAVING PROJECTS

Local Route	Approval Year	Project Description	Work Type	Responsible Agency	Budget	Total Expenditures	Current Fiscal Year Expenditures	Remaining Budget
Starting Drive H7-006	2009-2010	Gravel Road Widening/Drainage Imp.	Widening	York County (PW)	\$ 86,249.00	\$ 6,604.34	\$ 6,604.34	\$ 79,644.66
Love Valley Road CI-009	2009-2010	Speed Table Installation	Speed Tables	York County (PW)	\$ 3,465.00	\$ 2,381.00	\$ 2,381.00	\$ 1,084.00
Pratt Street and Trouble Street	2009-2010	Gravel Road Paving for Town of Sharon	Paving	York County (PW)	\$ 117,961.50	\$ 53,686.50	\$ 53,686.50	\$ 64,275.00
Woodend Lane D1-012, Buckingham Court F4-078, Mallory Drive G6-037, Newcastle Drive F4-083, Enterprise Drive H7-005	2009-2010	Newspaper advertisement for 2009-2010 Resurfacing Project	Resurface	York County (EN)	\$ -	\$ 51.50	\$ 51.50	\$ -
Beaver Run, Bora Bora, Molokai, Tulagi	2009-2010	Resurfacing for City of Tege Cay	Resurface	Tege Cay	\$ 129,730.00	\$ 125,528.25	\$ 125,528.25	\$ 4,201.75
Ballard Court, Hummingbird Lane, Walnut Lane	2008-2009	Resurfacing for Town of Fort Mill	Resurface	York County (EN)	\$ 233,460.00	\$ 274,604.58	\$ 274,604.58	\$ -
Squirrel Ln., Sunshine Terrace, Martins Gold Mine Rd., John T. Roddey Cir., Shelby Ct.	2008-2009	C-Fund Gravel Road Paving Project	Paving	York County (EN)	\$ 564,804.00	\$ 298,096.29	\$ 112,055.49	\$ 266,707.71
Various County Roads: Cepps, Whitesides, Smith Valley, Ratchford, Arrow, Beersheba, Piedmont Springs, Pittman, Lilac, Hidden Valley, Canadian, John C, etc.	2008-2010	Calcium Chloride Application	Maintenance	York County (PW)	\$ 30,085.00	\$ 11,503.82	\$ 11,503.82	\$ 18,581.18
Old Depot, Sharon Fire Department	2009-2010	Stone, Asphalt for Repairs	Maintenance	York County (PW)	\$ 5,000.00	\$ 14,678.66	\$ 11,758.00	\$ -
TOTALS		EXPENDITURES FOR LOCAL PAVING PROJECTS AS PERCENT OF TOTAL INCOME =			\$ 1,170,754.50	\$ 787,134.94	\$ 598,173.48	\$ 434,494.30
						20.0%		


STATE ROAD PROJECTS

Road-Route	Approval Year	Project Description	Work Type	Responsible Agency	Budget	Total Expenditures	Current Fiscal Year Expenditures	Remaining Budget
S-658	2009-2010	Museum Road Resurfacing	Resurfacing	SCDOT	\$ 200,000.00	\$ 200,000.00	\$ 200,000.00	\$ -
S-49	2010	Dedication Signs on Highway 49 Resurfacing of Dogwood, Sloan, Edgemont, Howard, Kuykendal	Sign	SCDOT	\$ -	\$ 500.00	\$ 500.00	\$ -
S-909, S-948, S-581, S-603, S-584	2009-2010	Pennies for Progress Project	Resurfacing	City of Rock Hill	\$ -	\$ 281,950.00	\$ 281,950.00	\$ -
S-904, S-72, S-274	2011	Dedication Signs on Highway 121	Widening	York County (PPF)	\$ 1,400,000.00	\$ 648,277.00	\$ 648,277.00	\$ 751,723.00
S-121	2011	Turn Lanes at Intersection of Highway 274 and Daimler Boulevard	Sign	SCDOT	\$ -	\$ 500.00	\$ 500.00	\$ -
S-274	2008	2009-2010 SCDOT C-Fund Project Pin 40211	Turn Lanes	York County (PPF)	\$ 400,000.00	\$ 106,880.60	\$ 65,000.00	\$ 293,119.40
S-462, S-581, S-584, S-588, S-769, S-809, S-862, S-948	2009-2010	Enon Church, Edgemont, Kuykendal, Knox, Moss, Dogwood, Doves/Country Haven, Sloan	Resurfacing	SCDOT	\$ 1,086,750.00	\$ 1,086,750.00	\$ 310,894.00	\$ -
TOTALS		EXPENDITURES FOR LOCAL PAVING PROJECTS AS PERCENT OF TOTAL INCOME =			\$ 3,086,750.00	\$ 2,324,857.60	\$ 1,507,121.00	\$ 1,044,842.40

STATE ROAD MATCH PROJECTS

Road-Route	Project-Description	Work Type	Responsible Agency	Budget	Expenditures	Current Fiscal Year Expenditures	Remaining Budget
				\$ -	\$ -	\$ -	\$ -
TOTALS				\$ -	\$ -	\$ -	\$ -

EXPENDITURES FOR STATE ROAD PROJECTS AND MATCH PROJECTS IN EXCESS OF MATCH AMOUNT AS PERCENT OF TOTAL INCOME = 50.0%

CTC CHAIRMAN:  _____
DATE: 10/10/11 _____