

THE PROGRAM

Annual Report 2008-2009

SCDOST

Summary Report for the 2008/2009 C Fund Program

C Program Background:

The C Program is a long-established partnership between SCDOT and the forty six counties of South Carolina to fund the improvements of state roads, county roads, city streets and other local transportation projects. The C Program is successful because local leaders and citizens alike are willing to work with SCDOT to meet the needs of the communities throughout South Carolina. Section A and B of South Carolina Code 12-28-2740 state that two and sixty-six one-hundredths cents a gallon of the user fee on gasoline must be deposited with the State Treasurer and used in furtherance of a countywide transportation plan adopted by county transportation committees.

The projected revenue from the sale of gasoline allocated to the C Fund program is expected to increase slightly from \$63,000,000 in state fiscal year 2008-2009 to \$64,860,000 for the current state fiscal year 2009-2010. This minor increase can be attributed to modest fluctuations in the price and consumption of gasoline. It is expected this change in income to the county transportation committees will translate into a small increase from the previous year in the number of transportation related improvement projects being constructed throughout South Carolina.


Annual Report:

The nineteen County Transportation Committees listed in this report administered C Funds for their respective counties during the 2008/2009 state fiscal year. The individual county reports contained herein were prepared by each County Transportation Committee and submitted to the South Carolina Department of Transportation (SCDOT). These individual reports have been compiled and are being submitted to the General Assembly as required by Section D of South Carolina Code 12-28-2740.

In accordance with Section P of South Carolina Code Section 12-28-2740, SCDOT has performed compliance reviews of the self administered county transportation committees. All nineteen committees programmed a sufficient quantity of transportation related projects on the state highway system to ensure compliance with the law. Furthermore, the balance of uncommitted funds carried forward from one year into the next did not exceed three hundred percent of the county's total apportionment for the most recent year as required by Section D of the South Carolina Code Section.

Questions regarding the C Program can be directed to SCDOT's "C" Program Administrator, Herbert J. Cooper @ 803-737-0230.

REPORT TO THE GENERAL ASSEMBLY
C FUND EXPENDITURES
FOR
SELF ADMINISTERED
COUNTY TRANSPORTATION COMMITTEES
JULY 1, 2008 – JUNE 30, 2009



ANDERSON COUNTY
BEAUFORT COUNTY
BERKELEY COUNTY
CHARLESTON COUNTY
CHEROKEE COUNTY
CHESTER COUNTY
CLARENDON COUNTY
COLLETON COUNTY
EDGEFIELD COUNTY
GREENVILLE COUNTY

GREENWOOD COUNTY
LANCASTER COUNTY
LAUARENS COUNTY
LEXINGTON COUNTY
PICKENS COUNTY
SALUDA COUNTY
SPARTANBURG COUNTY
SUMTER COUNTY
YORK COUNTY

LISTING OF COUNTIES ADMINISTERING C FUNDS

- Section 1: Anderson County Transportation Committee
- Section 2: Beaufort County Transportation Committee
- Section 3: Berkeley County Transportation Committee
- Section 4: Charleston County Transportation Committee
- Section 5: Cherokee County Council
- Section 6: Chester County Council
- Section 7: Clarendon County Council
- Section 8: Colleton County Transportation Committee
- Section 9: Edgefield County Transportation Committee
- Section 10: Greenville County Transportation Committee
- Section 11: Greenwood County Transportation Committee
- Section 12: Lancaster County Transportation Committee
- Section 13: Laurens County Transportation Committee
- Section 14: Lexington County Council
- Section 15: Pickens County Transportation Committee
- Section 16: Saluda County Transportation Committee
- Section 17: Spartanburg County Transportation Committee
- Section 18: Sumter County Transportation Committee
- Section 19: York County Transportation Committee

ANDERSON COUNTY ANNUAL C FUND REPORT
 JULY 2008 - JUNE 2009
 9/25/2009

INCOME AND EXPENSES

| | |
|---|---------------------|
| Balance of Funds as of July 1, 2008 | \$ 4,101,308 |
| Income: | |
| Funds Received for Period July 1, 2008 through June 30, 2009 | \$ 2,751,278 |
| Interest Earned for Period July 1, 2008 through June 30, 2009 | \$ 42,340 |
| Total Income | \$ 2,793,619 |

Expenses:

| | |
|---|---------------------|
| Administrative Expenses | \$ 2,000 |
| Per Diem Expenses | \$ - |
| Local Paving Project Expenditures | \$ 974,077 |
| State Road Project Expenditures | \$ 2,811,697 |
| Total Expenditures | <u>\$ 3,787,774</u> |
| Balance of Funds as of June 30, 2009 | \$ 3,107,163 |

REMAINING FUNDING COMMITMENTS

| | |
|--|---------------------|
| Local Paving Projects | \$ 1,325,655 |
| State Road Projects | \$ 818,213 |
| Total Committed Funds | <u>\$ 2,143,868</u> |
| Total Uncommitted Funds Available for New Projects | ----- |
| Uncommitted Funds as Percent of Total Income = | 34.5% |

Note: Typically all funds available are programmed. Uncommitted funds reflected, are mainly due to a timing issues.

LOCAL PAVING PROJECTS

Note: To Date Expenses can reflect multiple fiscal years.

| LOCAL ROUTE | PROJECT DESCRIPTION | WORK TYPE | RESPONSIBLE AGENCY | FISCAL YEAR | | TO DATE EXPENDITURES | REMAINING BUDGET | |
|---------------|--------------------------------------|--------------------|--------------------|---------------------|-------------------|----------------------|-------------------|------------|
| | | | | BUDGET | EXPENDITURES | | | |
| IV-16-1772 | West Church Street - Iva | resurface | County | \$130,000.00 | (\$10.00) | \$114,728.90 | \$15,271.10 | Complete |
| C-17-0032 | Jones Chapel Road | resurface | County | \$330,000.00 | \$19,200.00 | \$200,023.22 | \$129,976.78 | Complete |
| BN-16-1667 | Woodland Drive (Circle) City portion | resurface | County | \$19,200.00 | \$19,200.00 | \$19,200.00 | \$0.00 | Complete |
| C-02-0017 | Celone Johnson Road | resurface | County | \$208,500.00 | \$8,658.44 | \$205,577.70 | \$2,922.30 | Complete |
| C-13-0013 | Sam Turner Road Bridge Replacement | bridge replacement | County | \$17,000.00 | \$750.87 | \$17,000.00 | \$0.00 | Complete |
| C-09-0383 | Michelin Boulevard | road repairs | County | \$200,000.00 | \$12,456.90 | \$146,106.09 | \$53,493.91 | Incomplete |
| C-06-0018 | Cherry Seed Road | resurface | County | \$98,000.00 | \$3,432.25 | \$67,218.98 | \$30,781.02 | Complete |
| C-15-0081 | Carnelot Drive | resurface | County | \$46,000.00 | \$3,419.18 | \$34,191.77 | \$11,808.23 | Complete |
| C-17-0032 | Jones Chapel Road | resurface | County | \$350,000.00 | \$19,988.71 | \$200,023.22 | \$129,976.78 | Complete |
| C-13-0010 | Greg Shoals Road | resurface | County | \$305,500.00 | \$293,721.42 | \$293,721.42 | \$11,778.58 | Complete |
| AN-10-1663 | Sharpe Street | Streetscape | County | \$155,100.00 | \$155,100.00 | \$155,100.00 | \$0.00 | Complete |
| C-01-0093 | Woodson Road | resurface | County | \$131,000.00 | \$86,761.00 | \$86,761.00 | \$44,239.00 | Complete |
| WM-07-2223 | S. Academy Street | resurface | County | \$52,500.00 | \$34,324.12 | \$34,324.12 | \$18,175.88 | Complete |
| WM-07-2222 | S. Academy Street | resurface | County | \$140,000.00 | \$101,636.94 | \$101,636.94 | \$38,363.06 | Complete |
| WM-07-1938 | Academy Street | resurface | County | \$12,500.00 | \$12,601.01 | \$12,601.01 | (\$101.01) | Complete |
| C-07-0125 | S. Academy Street Ext. | resurface | County | \$38,500.00 | \$18,953.08 | \$18,953.08 | \$19,546.92 | Complete |
| C-15-0163A | Thompson Road Relocation | Road Construction | County | \$200,000.00 | \$200,000.00 | \$200,000.00 | \$0.00 | Complete |
| TOTALS | | | | \$ 2,413,800 | \$ 974,077 | | \$ 506,833 | |

STATE ROAD PROJECTS

Note: Actual Expenses can reflect multiple fiscal years.

| ROAD ROUTE | PROJECT DESCRIPTION | WORK TYPE | RESPONSIBLE AGENCY | FISCAL YEAR | | TO DATE EXPENDITURES | REMAINING BUDGET | |
|--------------|---|--------------------|--------------------|----------------|----------------|----------------------|------------------|------------|
| | | | | BUDGET | EXPENDITURES | | | |
| S-04-0164 | Slab Bridge Road | Resurface | SCDOT | \$294,473.66 | \$115,172.94 | \$294,473.65 | \$0.01 | Incomplete |
| S-04-0156 | First Avenue | Resurface | SCDOT | \$445,923.96 | \$180,536.24 | \$445,923.97 | (\$0.01) | Incomplete |
| S-04-0215 | Danne Bannister Road | Resurface | SCDOT | \$116,644.84 | \$47,225.21 | \$116,644.83 | \$0.02 | Incomplete |
| S-04-0471 | Park Avenue | Resurface | SCDOT | \$56,967.36 | \$23,063.99 | \$56,967.35 | \$0.01 | Incomplete |
| S-04-0451 | Pinson Drive | Resurface | SCDOT | \$55,066.47 | \$22,294.40 | \$55,066.49 | (\$0.01) | Incomplete |
| S-04-1116 | Inway Drive | Resurface | SCDOT | \$141,057.13 | \$57,108.88 | \$141,057.19 | (\$0.01) | Incomplete |
| S-04-0144 | McAllister Road | Resurface | SCDOT | \$164,866.53 | \$66,748.40 | \$164,866.52 | \$0.01 | Incomplete |
| Hwy 76/178 | Honea Fath - Streetscape Main St. Overage | Streetscape | SCDOT | \$75,000.00 | \$54,250.00 | \$54,250.00 | \$20,750.00 | Incomplete |
| C-10-0155 | Brown Road & Bridge | bridge replacement | SCDOT | \$620,000.00 | \$75,270.00 | \$75,270.00 | \$544,662.00 | Incomplete |
| US 76/178 | Rebanning Wall - Belton | Streetscape | SCDOT | \$8,500.00 | \$8,500.00 | \$8,500.00 | \$0.00 | Complete |
| SC Hwy 24 | Flashing lights - Fork & Townville FD | Safety | SCDOT | \$7,650.00 | \$7,650.00 | \$7,650.00 | \$0.00 | Complete |
| SC 187 South | Williford Fire Dept. - Flashing Lights (Belton) | Safety | SCDOT | \$7,000.00 | \$6,750.00 | \$6,750.00 | \$250.00 | Complete |
| S-04-0631 | T ^h Street | | SCDOT | | | | \$0.00 | Incomplete |
| S-04-0771 | Frances Street | | SCDOT | | | | \$0.00 | Incomplete |
| S-04-0772 | Woodland Way | | SCDOT | | | | \$0.00 | Incomplete |
| S-04-1015 | Trussel Street | | SCDOT | | | | \$0.00 | Incomplete |
| S-04-0247 | Rice Cemetery Road | Resurface | SCDOT | \$1,271,088.00 | \$1,068,118.27 | \$1,068,118.27 | \$202,969.73 | Incomplete |
| S-04-1150 | Sumner School Road | | SCDOT | | | | \$0.00 | Incomplete |
| SC 81 South | Center Rock Fire Dept. - Flashing Lights | Safety | SCDOT | | | | \$0.00 | Incomplete |
| S-04-0591 | Town of Iva - Medians | Safety | SCDOT | \$7,500.00 | \$6,850.00 | \$6,850.00 | \$650.00 | Complete |
| S-04-0596 | Woodland Drive | | SCDOT | \$45,000.00 | \$45,000.00 | \$45,000.00 | \$0.00 | Complete |
| S-04-0726 | Mahaffey Street | | SCDOT | | | | \$0.00 | Incomplete |
| S-04-0668 | Stancil Street | | SCDOT | | | | \$0.00 | Incomplete |
| S-04-0156 | Sexton Gin Road | Resurface | SCDOT | \$804,706.00 | \$804,706.00 | \$804,706.00 | \$0.00 | Incomplete |
| | First Avenue | | SCDOT | | | | \$0.00 | Incomplete |
| | Broadway Fire Dept. Substation Flash Light | Safety | SCDOT 2 | \$6,550.00 | \$6,550.00 | \$6,550.00 | \$0.00 | Complete |

| LOCAL ROUTE | PROJECT DESCRIPTION | WORK TYPE | RESPONSIBLE AGENCY | BUDGET | EXPENDITURES | EXPENDITURES | REMAINING BUDGET |
|---------------|---------------------|-----------|--------------------|--------------|--------------|--------------|------------------|
| | | | | \$ 4,117,984 | \$ 2,595,796 | \$ 3,348,712 | \$ 769,282 |
| TOTALS | | | | | | | \$ 90.00 |

STATE ROAD MATCH PROJECTS

Notes: Actual Expenses can reflect multiple fiscal years.

| ROAD - ROUTE | PROJECT DESCRIPTION | WORK TYPE | RESPONSIBLE AGENCY | BUDGET | FISCAL YEAR | TO DATE | REMAINING BUDGET | CURRENT FISCAL YEAR EXPENDITURES IN EXCESS OF MATCH AMOUNT |
|---------------|---------------------|-----------|--------------------|--------------|--------------|--------------|------------------|--|
| Various | State Match Program | Resurface | SCDOT | \$304,000.00 | \$215,900.85 | \$215,900.85 | \$88,099.15 | Incomplete |
| TOTALS | | | | \$ 304,000 | \$ 215,901 | \$ 215,901 | \$ 88,099 | \$ |

EXPENDITURES FOR STATE ROAD PROJECTS AND MATCH PROJECTS IN EXCESS OF MATCH AMOUNT (AS A PERCENT OF TOTAL INCOME) = 92.9%

CTC CHAIRMAN:

DATE:

Jack H. Woody
9-30-09

PREPARED BY:

TITLE: FINANCIAL ANALYST

Paul Zieming

BEAUFORT COUNTY ANNUAL C FUND REPORT
JULY 1, 2008 - JUNE 30, 2009

12/17/09

REVISED

INCOME AND EXPENSES

| | | |
|---|----------------|-----------------------|
| Balance of Funds as of July 1, 2008 | | \$1,591,229.00 |
| Income: | | |
| Funds Received for Period July 1, 2008 through June 30, 2009 | \$1,799,607.00 | |
| Interested Earned for Period July 1, 2008 through June 30, 2009 | \$28,218.00 | |
| Total Income | | <u>\$1,827,825.00</u> |
| Expenses: | | |
| Administrative Expenses | \$77,090.00 | |
| Local Paving Project Expenditures | \$219,165.00 | |
| State Road Project Expenditures | \$290,746.00 | |
| State Road Match Expenditures | \$0.00 | |
| Total Expenditures | | <u>\$587,001.00</u> |
| Balance of Funds as of June 30, 2009 | | <u>\$2,832,053.00</u> |

FUNDING COMMITMENTS

| | |
|--|-----------------------|
| Local Paving Projects | \$857,798.00 |
| State Road Projects | \$324,287.00 |
| State Road Match Projects | \$0.00 |
| Total Committed Funds | <u>\$1,182,085.00</u> |
| Total Uncommitted Funds Available for New Projects | <u>\$1,649,968.00</u> |

Uncommitted Funds as Percent of Total Income = 90%

BEAUFORT COUNTY ANNUAL C FUND REPORT
JULY 1, 2008 - JUNE 30, 2009

REVISED

12/17/2009

LOCAL PAVING PROJECTS

| LOCAL ROUTE | PROJECT DESCRIPTION | WORK TYPE | RESPONSIBLE AGENCY | BUDGET | TOTAL EXPENDITURES | CURRENT FY EXPENDITURES | REMAINING BUDGET |
|-------------|-----------------------------|-----------------|--------------------|---------------|--------------------|-------------------------|------------------|
| | Blackburn Pierce Drive | Paving/Drainage | County | \$ 3,000.00 | \$ 2,235.00 | \$ 2,235.00 | \$ 765.00 |
| | Harold Drive | Paving/Drainage | County | \$ 138,484.00 | \$ 137,649.00 | \$ 137,649.00 | \$ 835.00 |
| | Honeysuckle Road | Paving/Drainage | County | \$ 45,043.00 | \$ 36,384.00 | \$ 36,384.00 | \$ 8,659.00 |
| | Varsity Street | Paving/Drainage | County | \$ 274,000.00 | \$ - | \$ - | \$ 274,000.00 |
| | Faculty Drive | Paving/Drainage | County | \$ 2,000.00 | \$ 1,938.00 | \$ 1,938.00 | \$ 62.00 |
| | Biddie Road | Paving/Drainage | County | \$ 1,000.00 | \$ 835.00 | \$ 835.00 | \$ 165.00 |
| | Browns Island Road | Paving/Drainage | County | \$ 247,295.00 | \$ 26,642.00 | \$ 26,642.00 | \$ 220,653.00 |
| | Siroup Road | Paving/Drainage | County | \$ 218,508.00 | \$ 13,482.00 | \$ 13,482.00 | \$ 205,026.00 |
| | Total Local Paving Projects | | | \$929,330.00 | \$219,165.00 | \$219,165.00 | \$710,165.00 |

BEAUFORT COUNTY ANNUAL C FUND REPORT
JULY 1, 2008 - JUNE 30, 2009

12/17/2009

REVISED

STATE ROAD PROJECTS

| ROAD-ROUTE | PROJECT DESCRIPTION | WORK TYPE | RESPONSIBLE AGENCY | BUDGET | EXPENDITURES | CURRENT FY EXPENDITURES | REMAINING BUDGET |
|-----------------------|-----------------------------------|----------------------------|--------------------|-----------------|---------------|-------------------------|------------------|
| State Road Projects - | | | | | | | |
| S-7-13 | Aljioy Street | Resurfacing | County | \$ 1,106,304.00 | \$ 782,017.00 | \$ 288,189.00 | \$ 324,287.00 |
| S-7-577 | Royal Pines Blvd | | | | | | |
| S-7-535 | Oyster Catcher Rd | | | | | | |
| | Orange Grove/Capers Island Rd | | | | | | |
| S-7-113 | Pine Grove Road | | | | | | |
| S-7-263 | Capers Island Road | | | | | | |
| S-7-113 | MLK Blvd (0.2 miles) | | | | | | |
| S-7-45 | Chowan Creek Bluff | | | | | | |
| S-7-837 | Mitchelville Road | | | | | | |
| S-7-535 | Bay Gall | | | | | | |
| S-7-335 | Brotherhood Road | | | | | | |
| S-7-297 | | | | | | | |
| S-7- | | | | | | | |
| 462/392 | Azalea Drive | | | | | | |
| S-7- | Paige Point Rd Shoulder Extension | Pathway/Shoulder Extension | County | \$ 2,157.00 | \$ 2,157.00 | \$ 2,157.00 | \$ - |
| 59/292 | Cross Island Parkway | Sign Purchase | SCDOT | \$ 400.00 | \$ 400.00 | \$ 400.00 | \$ - |
| | | John C. West Overpass | | | | | |
| Totals | | | | \$ 1,108,461.00 | \$ 784,574.00 | \$ 290,746.00 | \$ 324,287.00 |

STATE ROAD MATCH PROJECTS

| ROAD-ROUTE | PROJECT DESCRIPTION | WORK TYPE | RESPONSIBLE AGENCY | CTC PROGRAM MATCH FUNDS COMMITTED | EXPENDITURES | CURRENT FY EXPENDITURES | REMAINING BUDGET | CURRENT FY EXPENDITURES IN EXCESS OF MATCH AMOUNT |
|------------|---------------------|-----------|--------------------|-----------------------------------|--------------|-------------------------|------------------|---|
| Totals | | | | | | | | |
| | | | | \$0.00 | \$0.00 | \$0.00 | \$0.00 | \$0.00 |

Totals

Expenditures for State Road Projects & Match Projects in Excess of Match Amount as Percent of Total Income - 16%

*Note: For match programs only CTC expenditures in excess of match amounts may be applies towards meeting the 25% requirement for expenditure on the state highway system

CTC Chairman: _____
 Date: _____

BERKELEY COUNTY ANNUAL C-FUND REPORT
 JULY 1, 2008 – JUNE 30, 2009

INCOME & EXPENSES

| | |
|---|-----------------|
| Balance of Funds as of July 1, 2008 | \$11,634,221.76 |
| Income: | |
| Gas Tax Funds Accrued for Period July 1, 2008 through June 30, 2009 | \$2,280,048.12 |
| Interest Earned for Period July 1, 2008 through June 30, 2009 | \$ 77,740.25 |
| Other Funds Received for Period July 1, 2008 through June 30, 2009 | \$ 31,601.84 |
| Total Income | \$ 2,389,390.21 |
| Expenses: | |
| Administrative Expenses | \$ 5,272.33 |
| Per Diem Expenses | \$ 0.00 |
| Local Paving Expenditures | \$ 1,311,362.27 |
| State Road Project Expenditures | \$ 699,030.64 |
| Total Expenditures | \$ 2,015,665.24 |
| Balance of Funds as of June 30, 2009 | \$12,007,946.73 |

FUNDING COMMITMENTS

| | |
|---|-----------------|
| Local Paving Projects (balance) | \$1,462,444.49 |
| State Road Projects (balance) | \$3,790,478.00 |
| Total Committed Funds (balance) | \$ 5,252,922.49 |
| Total Uncommitted Funds Available for New Projects | \$ 6,755,024.24 |
| Uncommitted Funds as a Percentage of Total Income is 282.7% | |

LOCAL PAVING PROJECTS FY 2008/2009 Expenditures

| ROAD/ ROUTE | PROJECT DESCRIPTION | WORK TYPE | RESPONSIBLE AGENCY | BUDGET | FY 08/09 EXPENDITURES | REMAINING BUDGET |
|----------------|---|---|-----------------------|--------------|--------------------------|---------------------|
| | 99 G 002 Colonial Heights Hiker/Biker Trail - Phase 2 | Hiker/Biker Trail | Goose Creek | 30,000.00 | 20,711.00 | 9,289.00 |
| | 99 G 005 Woodland Lakes/Municipal Center Hiker/Biker Trail | Hiker/Biker Trail | Goose Creek | 60,000.00 | 41,422.00 | 18,578.00 |
| | 03 B 002 Palace Drive | Engineering & bid documents for paving & related improvements | Berkeley County | 44,388.00 | 5,782.78 | 16,729.07 |
| | 04 B 018 Bethel Road | Engineering & bid documents for paving & related improvements | Berkeley County | 42,400.00 | 585.00 | (240.55) |
| | 05 B 007 County Road Resurfacing Contract A | Repair, reclamation & resurfacing | Berkeley County | 3,792,200.00 | 667,796.57 | (1,061,037.17) |
| | 05 B 008 County Road Resurfacing Contract B | Repair, reclamation & resurfacing | Berkeley County | 34,500.00 | 2,726.77 | (4,803.80) |
| | 06 B 003 (Peru Rd, Pinebay Dr, Montague Plantation Rd, Resurfacing Contract A) | Construction engineering, inspection & administration | Berkeley County | 147,800.00 | 13,153.60 | 15,273.19 |
| | 06 B 005 Palace Drive | Paving & related improvements | Berkeley County | 250,000.00 | 78,584.98 | 162,200.41 |
| | 06 G 007 US-52 Hiker/Biker Trail | Hiker/Biker Trail | Goose Creek | 34,500.00 | 21,044.03 | 13,455.97 |
| | 07 B 003 Bethel Road | Paving & related improvements | Berkeley County | 432,000.00 | 129,756.42 | 284,265.94 |

| | | | | | |
|--|---------------------------------------|-----------------|------------|--------------|------------|
| 07 B 004 Frederick Douglas Maplewood | Paving & related improvements | Berkeley County | 864,000.00 | 260,993.31 | 585,874.54 |
| 08 B 001 General Francis Marion Avenue | Resurfacing & related improvements | Berkeley County | 88,000.00 | 68,805.81 | 19,194.19 |
| | | | | 1,311,362.27 | |

TOTAL EXPENDITURES FOR LOCAL PAVING PROJECTS:

\$1,311,362.27

TOTAL EXPENDITURES FOR LOCAL PAVING PROJECTS AS PERCENT OF TOTAL INCOME:


54.9%

| STATE ROAD PROJECTS FY 2008/2009 Expenditures | | | | | | |
|---|--|---|--------------------|------------|-----------------------|------------------|
| ROAD/ROUTE | PROJECT DESCRIPTION | WORK TYPE | RESPONSIBLE AGENCY | BUDGET | FY 08/09 EXPENDITURES | REMAINING BUDGET |
| S-119 | 04 D 020 Jack Primus Road cul de sac | Construction of cul de sac and related improvements | SCDOT | 159,300.00 | 11,546.76 | 145,073.24 |
| S-432; S-660; S-699; S-757; S-979 | 08 D 002 Additional State Resurfacing | Repair & resurfacing | SCDOT | 283,000.00 | 282,910.91 | 89.09 |
| | | | | | 294,457.67 | |

| STATE ROAD MATCH PROJECTS FY 2007/2008 Expenditures | | | | | | | | | |
|---|--------------------------------------|--------------------------|--------------------|-----------------------------------|--------------|----------------------------------|------------------|---|--|
| ROAD/ROUTE | PROJECT DESCRIPTION | WORK TYPE | RESPONSIBLE AGENCY | CTC PROGRAM MATCH FUNDS COMMITTED | EXPENDITURES | CURRENT FISCAL YEAR EXPENDITURES | REMAINING BUDGET | CURRENT FISCAL YEAR EXCESS OF MATCH AMOUNT* | |
| S-529 | 05 D 003 State Match Program 2005 | Liberty Hall Rd Sidewalk | SCDOT | 276,245.05 | 470,832.68 | 99,330.38 | 24,567.32 | 99,330.38 | |
| various | 05 D 012 State Match Program 2006 | Repair & Resurfacing | SCDOT | 272,000.00 | 158,038.55 | 77,620.18 | 113,961.45 | 0.00 | |
| various | 08 D 006 State Match Program 2009 | Repair & Resurfacing | SCDOT | 272,000.00 | 227,622.41 | 227,622.41 | 58,072.59 | 0.00 | |
| | | | | | | 404,572.97 | | 99,330.38 | |

EXPENDITURES FOR STATE ROAD PROJECTS AND MATCH PROJECTS IN EXCESS OF MATCH AMOUNT AS PERCENT OF TOTAL INCOME = 16.5%

*Note: For match programs only CTC expenditures in excess of match amounts may be applied towards meeting the 25% requirement for expenditure on the State highway system.

CTC Chairman:  Date: 12/17/09

CHARLESTON COUNTY ANNUAL C FUND REPORT

JULY 2008 - JUNE 2009

Report Date: October 24, 2009

INCOME AND EXPENSES

Balance of Funds as of July 1, 2008 \$ 10,498,550
\$ 10,498,550

Income:

| | |
|---|---------------------|
| Funds Received for Period July 1, 2008 through June 30, 2009 | \$ 4,783,073 |
| Interest Earned for Period July 1, 2008 through June 30, 2009 | \$ 140,157 |
| Total Income | \$ 4,923,230 |

Expenses:

| | |
|---|----------------------|
| Administrative Expenses | \$ 2,000 |
| Local Road Project Expenditures | \$ 1,655,793 |
| State Road Project Expenditures | \$ 1,475,388 |
| State Road Match Expenditures | \$ 170,371 |
| Total Expenditures | \$ 3,303,553 |
| Balance of Funds as of June 30, 2009 | \$ 12,118,227 |

FUNDING COMMITMENTS

| | |
|---|----------------------|
| Local Road Projects | \$ 6,155,780 |
| State Road Projects | \$ 4,444,652 |
| State Road match Projects | \$ 556,013 |
| Total Committed Funds | \$ 11,156,445 |
| Total Uncommitted Funds Available for New Projects | \$ 961,782 |
| Uncommitted Funds as Percent of Total Income = | 19.5% |

CTC Chairman W O R T H
 Date: 10/13/09

LOCAL PAVING PROJECTS

| LOCAL ROUTE | Org Key | PROJECT DESCRIPTION | WORK TYPE | RESPONSIBLE AGENCY | BUDGET | TOTAL EXPENDITURES | Current Fiscal Year Expenditures | REMAINING BUDGET | Current Fiscal Year Expenditures in excess |
|------------------|-----------|-------------------------------|----------------------|--------------------|--------------|--------------------|----------------------------------|------------------|--|
| | W42006709 | Alston Avenue | Paving | Charleston County | \$ 216,000 | \$ 21,927 | \$ - | \$ 194,073 | \$ - |
| | W42006807 | Ashley Hall Sidewalk | Sidewalks | Charleston County | \$ 250,000 | \$ 116,981 | \$ 116,981 | \$ 133,019 | \$ - |
| | W42006806 | Brailsford Road | Paving | Charleston County | \$ 155,000 | \$ 110,398 | \$ 70 | \$ 44,602 | \$ - |
| | W42046901 | Byrnes Down Sidewalk | Sidewalks | Charleston County | \$ 225,000 | \$ 21,000 | \$ 21,000 | \$ 204,000 | \$ - |
| | W42046902 | Hampton Place | Paving | Charleston County | \$ 50,600 | \$ 7,043 | \$ 7,043 | \$ 43,557 | \$ - |
| | W42046903 | Folly Road Earth Swele | Drainage | Charleston County | \$ 100,000 | \$ - | \$ - | \$ 100,000 | \$ - |
| | W42006805 | Foxwood/Popperdam Sidewalks | Sidewalks | Charleston County | \$ 529,000 | \$ 131,662 | \$ 108,856 | \$ 397,338 | \$ - |
| | W42006510 | Lincolntonville Misc | Road Materials | Charleston County | \$ 80,000 | \$ 11,224 | \$ - | \$ 68,776 | \$ - |
| | W42006005 | New Road | Paving | Charleston County | \$ 175,000 | \$ 84,532 | \$ - | \$ 90,468 | \$ - |
| | W42006410 | New Road | Paving | Charleston County | \$ 75,000 | \$ - | \$ - | \$ 75,000 | \$ - |
| | W42006509 | New Road | Paving | Charleston County | \$ 50,000 | \$ - | \$ - | \$ 50,000 | \$ - |
| | W42006511 | Pavement Management | Software | Charleston County | \$ 75,000 | \$ 54,916 | \$ 600 | \$ 20,084 | \$ - |
| | W42006804 | Railroad Avenue | Paving | Charleston County | \$ 250,000 | \$ 118,928 | \$ 118,928 | \$ 131,072 | \$ - |
| (see attachment) | W42007805 | Resurfacing FY08 | Resurfacing | Charleston County | \$ 1,747,881 | \$ 1,159,473 | \$ 1,155,108 | \$ 588,408 | \$ - |
| (see attachment) | W42047907 | Resurfacing FY08 | Resurfacing | Charleston County | \$ 2,625,565 | \$ 7,680 | \$ 7,680 | \$ 2,817,885 | \$ - |
| | W42047901 | Road Rating Pavement | | Charleston County | \$ 92,000 | \$ - | \$ - | \$ 92,000 | \$ - |
| | W42046804 | Seawater Drive and Elias Lane | Paving | Charleston County | \$ 303,600 | \$ 765 | \$ 765 | \$ 302,835 | \$ - |
| | W42006708 | Selair Street | Paving | Charleston County | \$ 129,127 | \$ 102,543 | \$ 83,498 | \$ 26,584 | \$ - |
| | W42047902 | S Rhett Connection | Roadway Construction | Charleston County | \$ 350,000 | \$ 29,283 | \$ 29,283 | \$ 320,717 | \$ - |
| | W42006305 | West Boundary | Paving | Charleston County | \$ 318,101 | \$ 17,263 | \$ 1,338 | \$ 300,838 | \$ - |
| | W42046905 | Wingo Way Drainage | Drainage | Charleston County | \$ 159,167 | \$ 4,643 | \$ 4,643 | \$ 154,524 | \$ - |
| | | TOTALS | | | \$ 8,156,041 | \$ 2,000,261 | \$ 1,655,793 | \$ 6,155,780 | \$ - |

EXPENDITURES FOR LOCAL ROAD PROJECTS AS PERCENT OF TOTAL INCOME =

33.6%

STATE ROAD PROJECTS

| ROAD ROUTE | Org. Key | PROJECT DESCRIPTION | WORK TYPE | RESPONSIBLE AGENCY | BUDGET | TOTAL EXPENDITURES | Current Fiscal Year Expenditures | REMAINING BUDGET | Current Fiscal Year Expenditures in excess |
|------------------|-----------|-----------------------------------|--------------------------|--------------------|--------------|--------------------|----------------------------------|------------------|--|
| J-526 Ramp | W42047906 | 526 EB Connector/International | Turn Lane Project | Charleston County | \$ 230,000 | \$ 16,425 | \$ 1,425 | \$ 213,575 | - |
| S-1210 | W42007608 | Ashley Hall Road | Sidewalk | Charleston County | 40,000 | 37,797 | 1,693 | 2,203 | - |
| Various | W42047904 | FY09 Projects | Signs | Charleston County | 5,000 | - | - | 5,000 | - |
| S-94 | W42007804 | Grimball Road Bike Lane | Bike Path | Charleston County | 283,823 | 21,668 | 1,965 | 261,955 | - |
| S-94 | W42007504 | Grimball Road Bike Path | Bike Path | Charleston County | 124,090 | 39,714 | 167 | 84,376 | - |
| S-60 | W42047905 | Grimball Road Sidewalk Phase II | Sidewalk | Charleston County | 200,000 | 1,861 | 1,861 | 198,139 | - |
| S-1192 | W42007810 | I-26 Exit 19 @ North Rhett | Intersection Improvement | Charleston County | 185,000 | 101,583 | 90,420 | 83,417 | - |
| S-1863 | W42007711 | Lofton Drainage | Drainage | Charleston County | 6,594 | 6,594 | 6,594 | (0) | - |
| S-201442 | W42007806 | Magwood Road Sidewalk | Sidewalk | Charleston County | 165,000 | 123,944 | 121,390 | 41,056 | - |
| S-1863 | W42007712 | Magwood Road | Sidewalk | Charleston County | 19,130 | 19,130 | 2,825 | (0) | - |
| S-201442 | W42007709 | Main/Brownswood | Intersection Improvement | Charleston County | 339,307 | 339,307 | 310,990 | - | - |
| S-201442 | W42007811 | Main/Brownswood | Intersection Improvement | Charleston County | 250,000 | 85,509 | 84,356 | 164,491 | - |
| S-599 | W42007506 | Middle Street | Drainage | Charleston County | 242,639 | 240,314 | 2,680 | 2,525 | - |
| S-599 | W42007608 | Middle Street Drainage | Drainage | Charleston County | 50,000 | 24,803 | 3,814 | 25,397 | - |
| SC611863 | W42007708 | McConnell/Magwood | Intersection Improvement | Charleston County | 125,000 | - | - | 125,000 | - |
| S-2325 | W42007404 | Railroad Avenue | Paving | Charleston County | 79,972 | 7,060 | 4,966 | 72,912 | - |
| (see attachment) | W42007805 | Resurfacing FY08 | Resurfacing | Charleston County | 2,344,559 | 808,556 | 802,702 | 1,536,003 | - |
| (see attachment) | W42047907 | Resurfacing FY09 | Resurfacing | Charleston County | 1,456,594 | 3,956 | 3,956 | 1,451,638 | - |
| S-51/S-921 | W42007809 | Rifle Range/ Sk mile Intersection | Intersection Improvement | Charleston County | 125,000 | - | - | 125,000 | - |
| Various | W42047901 | Road Rating Pavement | Engineering Analysis | Charleston County | 108,000 | - | - | 108,000 | - |
| Various | W42007807 | Special Projects | Signs | Charleston County | 3,500 | 3,500 | 500 | - | - |
| US17/SC174 | W42047903 | US17N at SC174 Turn Lane | Turn lane | Charleston County | 164,350 | 11,554 | 11,554 | 142,796 | - |
| US17/SC165 | W42007812 | US17165 Intersection | Intersection Improvement | Charleston County | 280,000 | 265,255 | 22,955 | 14,745 | - |
| TOTALS | | | | | \$ 6,586,558 | \$ 2,141,905 | \$ 1,475,388 | \$ 4,444,652 | \$ - |

EXPENDITURES FOR STATE ROAD PROJECTS AS PERCENT OF TOTAL INCOME = 30.0%

STATE ROAD MATCH PROJECTS

| ROAD ROUTE | Orig Key | PROJECT DESCRIPTION | WORK TYPE | RESPONSIBLE AGENCY | CTC Program Match Funds Committed | TOTAL EXPENDITURES | Current Fiscal Year Expenditures | REMAINING BUDGET | Current Fiscal Year Expenditures in excess |
|------------|-----------|----------------------------|--------------------------|--------------------|-----------------------------------|--------------------|----------------------------------|------------------|--|
| S-1373 | W42019601 | Orians Sidewalk | Sidewalk | Charleston County | 175,000 \$ | 104,563 \$ | 100,842 \$ | 70,417 \$ | \$ - |
| US17/S-584 | W42019602 | US17 Turn Lane | Turn Lane | Charleston County | 87,500 \$ | 41,701 \$ | 41,596 \$ | 45,799 \$ | \$ - |
| I-526/SC7 | W42019603 | SC7 Ramp | Turn Lane | Charleston County | 115,000 \$ | 13,560 \$ | 12,918 \$ | 101,450 \$ | \$ - |
| US17/S-317 | W42019604 | US17/Dawson | Intersection Improvement | Charleston County | 122,500 \$ | 14,401 \$ | 13,757 \$ | 108,069 \$ | \$ - |
| SC-171 | W42019605 | Folly Road Sidewalk Design | Sidewalk | Charleston County | 15,091 \$ | 11,000 \$ | - \$ | 4,092 \$ | \$ - |
| S-1210 | W42019606 | Ashley Hill Sidewalk | Sidewalk | Charleston County | 48,672 \$ | 4,515 \$ | 1,258 \$ | 44,157 \$ | \$ - |
| | W42019802 | Bridgeview Sidewalk | Sidewalk | Charleston County | 182,000 \$ | - \$ | - \$ | 182,000 \$ | \$ - |
| | | | | | 745,763 \$ | 189,750 \$ | 170,371 \$ | 556,013 \$ | \$ - |

EXPENDITURES FOR STATE ROAD MATCH PROJECTS AS PERCENT OF TOTAL INCOME = 3.5%

State Roads on Resurfacing Lists

| FY2004 | | FY2004 | | FY2006 | | FY2007 | | FY2008 | | FY2009 | |
|----------------|-------|------------|-------------|--------|--------|-------------|--------|--------|--------|--------|--------|
| Non Rise Roads | | Rise Roads | | | | | | | | | |
| S-1038 | S-107 | S-521 | S-599 | S-574 | S-1133 | 6-625 | S-103 | S-1133 | S-926 | S-1066 | S-1066 |
| S-1106 | S-13 | S-1542 | S28/SC171 | S-103 | S-1541 | S-894 | S-894 | S-926 | S-1807 | S-1088 | S-1088 |
| S-1206 | S-54 | S-1623 | S-57 | S-894 | S-1623 | S-669 | S-669 | S-1807 | S-387 | S-1224 | S-1224 |
| S-1217 | S-67 | S-829 | SC-642 | S-669 | S-829 | S-599 | S-599 | S-387 | S-970 | S-1313 | S-1313 |
| S-1244 | | S-1062 | S-599 | S-1157 | S-1062 | S-1863 | S-1208 | S-970 | S-575 | S-1424 | S-1424 |
| S-1434 | | S-1211 | S-1189 | S-1208 | S-1211 | S-1189 | S-2104 | S-575 | S-893 | S-1425 | S-1425 |
| S-1702 | | S967 | SC-171 | S-2104 | S967 | SC-171 | S-1109 | S-893 | S-2011 | S-1426 | S-1426 |
| S-1716 | | S-145 | S-51/S-921 | S-1109 | S-145 | S-51/S-921 | S-1241 | S-2011 | S-1892 | S-1505 | S-1505 |
| S-1717 | | S-28 | US-52 | S-1241 | S-28 | US-52 | S-733 | S-1892 | S-280 | S-1657 | S-1657 |
| S-387 | | S-1279 | US-17 | S-733 | S-1279 | US-17 | S-861 | S-280 | S-2012 | S-1684 | S-1684 |
| S-499 | | S-553 | S-94 | S-861 | S-553 | S-94 | S-175 | S-2012 | S-1068 | S-1870 | S-1870 |
| S-499 | | S-626 | S-6 | S-175 | S-626 | S-6 | S-1024 | S-1068 | S-2203 | S-1954 | S-1954 |
| S-63 | | S-1975 | S-9 | S-1024 | S-1975 | S-9 | S-2104 | S-2203 | S-657 | S-2016 | S-2016 |
| S-658 | | S-1543 | S-54 | S-2104 | S-1543 | S-54 | S-295 | S-657 | S-657 | S-2046 | S-2046 |
| S-662 | | S-195 | S-1028 | S-295 | S-195 | S-1028 | S-126 | S-657 | S-657 | S-2121 | S-2121 |
| S-81 | | S-1660 | US17/SC-165 | S-126 | S-1660 | US17/SC-165 | S-105 | S-241 | S-241 | S-2363 | S-2363 |
| S-983 | | S-873 | S-1210 | S-105 | S-873 | S-1210 | S-287 | S-52 | S-52 | S-273 | S-273 |
| | | S-873 | S-521 | S-287 | S-521 | S-521 | S-732 | S-241 | S-241 | S-317 | S-317 |
| | | S-211 | S-51 | S-732 | S-211 | S-51 | S-2105 | S-541 | S-541 | S-579 | S-579 |
| | | S-833 | US17/SC41 | S-2105 | S-833 | US17/SC41 | S-1355 | S-579 | S-579 | S-627 | S-627 |
| | | S-1600 | S-730 | S-436 | S-1600 | S-730 | S-436 | S-628 | S-628 | S-628 | S-628 |
| | | S-2361 | | S-556 | S-2361 | | S-556 | S-629 | S-629 | S-629 | S-629 |
| | | S-874 | | S-1555 | S-874 | | S-1555 | S-7 | S-7 | S-7 | S-7 |
| | | SC700 | | SC700 | SC700 | | SC700 | S-828 | S-828 | S-828 | S-828 |
| | | S-516 | | S-516 | S-516 | | S-516 | S-881 | S-881 | S-881 | S-881 |
| | | S-49 | | S-49 | S-49 | | S-49 | S-899 | S-899 | S-899 | S-899 |
| | | S-264 | | S-264 | S-264 | | S-264 | S-914 | S-914 | S-914 | S-914 |
| | | S-119 | | S-119 | S-119 | | S-119 | | | | |
| | | S-1430 | | S-1430 | S-1430 | | S-1430 | | | | |
| | | S-520 | | S-520 | S-520 | | S-520 | | | | |
| | | S-2124 | | S-2124 | S-2124 | | S-2124 | | | | |
| | | S-54 | | S-54 | S-54 | | S-54 | | | | |
| | | S-828 | | S-828 | S-828 | | S-828 | | | | |
| | | S-838 | | S-838 | S-838 | | S-838 | | | | |
| | | S-2017 | | S-2017 | S-2017 | | S-2017 | | | | |
| | | S-106 | | S-106 | S-106 | | S-106 | | | | |
| | | S-445 | | S-445 | S-445 | | S-445 | | | | |
| | | S-876 | | S-876 | S-876 | | S-876 | | | | |
| | | S-520 | | S-520 | S-520 | | S-520 | | | | |
| | | S-1113 | | S-1113 | S-1113 | | S-1113 | | | | |

CHEROKEE COUNTY - "C" FUND REPORT

JULY 2008 -- JUNE 2009

INCOME AND EXPENSES

BALANCE OF "C" FUNDS AS OF JULY 1, 2008 ----- \$ 1,400,974

INCOME:

FUNDS RECEIVED FOR PERIOD JULY 1, 2008 THROUGH JUNE 30, 2009 1,232,324
INTEREST EARNED FOR PERIOD JULY 1, 2008 THROUGH JUNE 30, 2009 8,697
TOTAL INCOME ----- \$ 1,241,021

EXPENSES:

ADMINISTRATIVE EXPENSES 0
PER DIEM EXPENSES 0
LOCAL PAVING PROJECT EXPENDITURES 621,579
STATE ROAD PROJECT EXPENDITURES 623,592
TOTAL EXPENDITURES ----- \$ 1,245,171


BALANCE OF FUNDS AS OF JUNE 30, 2009 ----- \$ 1,396,824

FUNDING COMMITMENTS

LOCAL PAVING PROJECTS 458,819
STATE ROAD PROJECT 504,190
TOTAL COMMITTED FUNDS ----- \$ 963,009

TOTAL UNCOMMITTED FUNDS AVAILABLE FOR NEW PROJECTS ----- \$ 433,815
UNCOMMITTED FUNDS AS PERCENT TO TOTAL INCOME = 34.96%

RESPECTFULLY SUBMITTED


BEN L. CLARY, INTERIM ADMINISTRATOR

EXPENDITURES

LOCAL PAVING PROJECTS

| LOCAL ROUTE | PROJECT DESCRIPTION | WORK TYPE | RESPONSIBLE AGENCY | BUDGET | EXPENDITURES | REMAINING BUDGET | STATUS |
|-------------|-----------------------|-----------|--------------------|-----------|--------------|------------------|-----------|
| | FARMINGTON ROAD | RESURFACE | COUNTY | 36,297.00 | 31,118.85 | 5,178.15 | COMPLETED |
| | BURGESS ROAD | RESURFACE | COUNTY | 16,206.00 | 16,428.00 | (222.00) | COMPLETED |
| | CLARY LANE | RESURFACE | COUNTY | 9,774.00 | 9,657.00 | 117.00 | COMPLETED |
| PRIOR YR | BLANTON MEADOWS DRIVE | RESURFACE | COUNTY | 25,000.00 | 23,190.52 | 1,809.48 | COMPLETED |
| | LIPSCOMB CIRCLE | RESURFACE | COUNTY | 10,301.02 | 11,471.31 | (1,170.29) | COMPLETED |
| PRIOR YR | ELMWOOD ROAD | RESURFACE | COUNTY | 11,212.00 | 11,290.15 | (78.15) | COMPLETED |
| | TINDALL MILL ROAD | PAVE | COUNTY | 63,964.15 | 61,969.66 | 1,994.49 | COMPLETED |
| | CARROLL ROAD | GRAVEL | COUNTY | 3,000.00 | 3,081.63 | (81.63) | COMPLETED |
| | JUNIE'S ROAD | PAVE | COUNTY | 27,160.00 | 27,932.42 | (772.42) | COMPLETED |
| | FURNACE MILL ROAD | PAVE | COUNTY | 8,973.00 | 9,596.75 | (623.75) | COMPLETED |
| | SILVER CIRCLE | RESURFACE | COUNTY | 7,837.00 | 8,785.93 | (948.93) | COMPLETED |
| PRIOR YR | MICHAEL-JAMES ROAD | RESURFACE | COUNTY | 9,931.00 | 8,753.61 | 1,177.39 | COMPLETED |
| | SMOKE RIDGE ROAD | PAVE | COUNTY | 38,640.00 | 38,194.80 | 445.20 | COMPLETED |
| | WILKINS WAY | RESURFACE | COUNTY | 20,770.00 | 20,010.59 | 759.41 | COMPLETED |
| | NEW CUT DRIVE | RESURFACE | COUNTY | 16,390.00 | 16,417.98 | (27.98) | COMPLETED |
| | JOHNSON ROAD | RESURFACE | COUNTY | 17,842.00 | 17,026.54 | 815.46 | COMPLETED |
| | CROSS STREET | RESURFACE | COUNTY | 12,348.00 | 12,246.93 | 101.07 | COMPLETED |
| | LAKE WHELCHER DRIVE | RESURFACE | COUNTY | 55,164.00 | 52,839.85 | 2,324.15 | COMPLETED |
| | BUFFALO VFD | PATCH | COUNTY | 3,600.00 | 3,740.00 | (140.00) | COMPLETED |
| | WOODROW CARROLL ROAD | PAVE | COUNTY | 12,000.00 | 12,961.20 | (961.20) | COMPLETED |
| | MILL GIN | GRAVEL | COUNTY | 250.00 | 271.64 | (21.64) | COMPLETED |
| | WATER USAGE | | COUNTY | | 303.06 | (303.06) | COMPLETED |
| | RODEO DRIVE | RESURFACE | COUNTY | 21,962.00 | 22,489.94 | (527.94) | COMPLETED |
| | THELMA ROAD | RESURFACE | COUNTY | 37,840.00 | 33,171.48 | 4,668.52 | COMPLETED |
| | BELTLINE COURTS | RESURFACE | CITY OF GAFFNEY | 35,475.00 | 36,855.07 | (1,380.07) | COMPLETED |
| | JOYCE STREET | RESURFACE | CITY OF GAFFNEY | 9,072.00 | 9,775.07 | (703.07) | COMPLETED |
| | BROWNING STREET | RESURFACE | CITY OF GAFFNEY | 18,401.00 | 19,104.13 | (703.13) | COMPLETED |
| | BROOKWOOD DRIVE | RESURFACE | CITY OF GAFFNEY | 6,932.00 | 6,660.87 | 271.13 | COMPLETED |
| | WOODLAWN DRIVE | RESURFACE | CITY OF GAFFNEY | 5,421.00 | 6,660.87 | (1,239.87) | COMPLETED |
| | LEE STREET | RESURFACE | CITY OF GAFFNEY | 3,500.00 | 4,149.20 | (649.20) | COMPLETED |
| | JOHN WATKINS STREET | RESURFACE | CITY OF GAFFNEY | 4,590.00 | 7,500.21 | (2,910.21) | COMPLETED |
| | 9TH STREET | RESURFACE | CITY OF GAFFNEY | 13,737.00 | 13,876.85 | (139.85) | COMPLETED |
| | MAPLEWOOD | RESURFACE | COUNTY | 20,366.00 | 16,933.50 | 3,432.50 | COMPLETED |
| | RAINTREE LANE | PATCH | COUNTY | 1,476.00 | 1,640.00 | (164.00) | COMPLETED |
| | COACHHILL DRIVE | PATCH | COUNTY | 2,460.00 | 2,870.00 | (410.00) | COMPLETED |
| | EAST CHEROKEE STREET | GUARDRAIL | TOWN OF BLACKSBURG | 7,920.00 | 7,920.00 | - | COMPLETED |
| | TWIN LAKE ROAD | GUARDRAIL | COUNTY | 33,925.50 | 29,103.75 | 4,821.75 | COMPLETED |

| | | | | | | |
|-------------------|------------|-----------------|----------|-------------------|---|-----------|
| L M ROSEMOND LANE | PAINT/MARK | CITY OF GAFFNEY | 1,736.00 | 1,736.00 | - | COMPLETED |
| L M ROSEMOND LANE | SIDEWALKS | CITY OF GAFFNEY | 3,843.44 | 3,843.44 | - | COMPLETED |
| | | | | 621,578.80 | | |

EXPENDITURES FOR LOCAL PAVING PROJECTS AS PERCENT OF TOTAL INCOME = 50.09%

STATE ROAD PROJECTS

| ROAD ROUTE | PROJECT DESCRIPTION | WORK TYPE | RESPONSIBLE AGENCY | BUDGET | EXPENDITURES | REMAINING BUDGET | STATUS |
|------------|-----------------------|------------|--------------------|------------|-------------------|------------------|-----------|
| S-11-245 | LEAGAN DRIVE | WIDEN ONLY | COUNTY | 91,500.00 | 91,180.00 | 320.00 | COMPLETED |
| S-11-157 | 10TH STREET | MARKERS | COUNTY | - | 460.00 | (460.00) | COMPLETED |
| S-11-552 | CLUBHOUSE DRIVE | PAINT/MARK | COUNTY | 2,175.00 | 3,663.00 | (1,488.00) | COMPLETED |
| S-11-80 | ROBBS SCHOOL ROAD | WIDENRESUR | COUNTY | 460,749.00 | 404,340.82 | 56,408.18 | COMPLETED |
| S-11-249 | MARTIN LUTHER KING JR | RESURFACE | CITY OF GAFFNEY | 88,938.00 | 91,750.76 | (2,812.76) | COMPLETED |
| S-11-140 | LIME STREET | RESURFACE | TOWN OF BLACKSBURG | 31,180.00 | 32,197.77 | (1,017.77) | COMPLETED |
| | | | | | 623,592.35 | | |

EXPENDITURES FOR STATE ROAD PROJECTS AS PERCENT OF TOTAL INCOME = 50.25%

FUNDING COMMITMENTS

LOCAL PAVING PROJECTS

| LOCAL ROUTE | PROJECT DESCRIPTION | WORK TYPE | RESPONSIBLE AGENCY | BUDGET | BUDGET | STATUS |
|-------------|----------------------|-----------|--------------------|------------|------------|---------|
| | SHORT ALLEY | RESURFACE | COUNTY | 5,366.30 | 5,366.30 | PENDING |
| | N GRANARD ST. EXT | RESURFACE | COUNTY | 13,545.50 | 13,545.50 | PENDING |
| | NORTH VIEW DRIVE | RESURFACE | COUNTY | 8,863.15 | 8,863.15 | PENDING |
| | SOUTH VIEW DRIVE | RESURFACE | COUNTY | 5,659.85 | 5,659.85 | PENDING |
| | EAST VIEW DRIVE | RESURFACE | COUNTY | 28,465.05 | 28,465.05 | PENDING |
| | DRUCILLA DRIVE | RESURFACE | COUNTY | 37,905.00 | 37,905.00 | PENDING |
| | SHRINE CLUB ROAD | GUARDRAIL | COUNTY | 10,525.00 | 10,525.00 | PENDING |
| | CAMP DRIVE | RESURFACE | COUNTY | 5,319.95 | 5,319.95 | PENDING |
| | PLANTATION TRAIL | PATCH | COUNTY | 9,894.40 | 9,894.40 | PENDING |
| | RIVER VALLEY ROAD | PAVE | COUNTY | 12,003.00 | 12,003.00 | PENDING |
| | HAMES ROAD - PT 1 | RESURFACE | COUNTY | 31,081.00 | 31,081.00 | PENDING |
| | HAMES ROAD - PT 2 | RESURFACE | COUNTY | 13,636.00 | 13,636.00 | PENDING |
| | HAMES ROAD - PT 3 | PAVE | COUNTY | 34,804.00 | 34,804.00 | PENDING |
| | N. CHARLESTON ST. | RESURFACE | COUNTY | 28,582.50 | 28,582.50 | PENDING |
| | LIME STREET | PATCH | TOWN OF BLACKSBURG | 2,319.00 | 2,319.00 | PENDING |
| | N. GRANARD ST. EXT | RESURFACE | COUNTY | 13,545.50 | 13,545.50 | PENDING |
| | SHORT ALLEY | RESURFACE | COUNTY | 5,366.30 | 5,366.30 | PENDING |
| | GRASSY POND CREEK RD | PAVE | COUNTY | 45,600.00 | 45,600.00 | PENDING |
| | BROOKWOOD DRIVE | RESURFACE | CITY OF GAFFNEY | 21,982.00 | 21,982.00 | PENDING |
| | ROBINHOOD LANE | RESURFACE | CITY OF GAFFNEY | 13,847.00 | 13,847.00 | PENDING |
| | PLEASANT MEADOWS | RESURFACE | CITY OF GAFFNEY | 53,714.00 | 53,714.00 | PENDING |
| | SAXON DRIVE | RESURFACE | CITY OF GAFFNEY | 47,369.00 | 47,369.00 | PENDING |
| | EASTWOOD DRIVE | RESURFACE | CITY OF GAFFNEY | 9,425.00 | 9,425.00 | PENDING |
| | | | | 458,818.50 | 458,818.50 | |

PENDING LOCAL PAVING PROJECTS AS PERCENT OF TOTAL INCOME = 36.97%

STATE ROAD PROJECTS

| ROAD ROUTE | PROJECT DESCRIPTION | WORK TYPE | RESPONSIBLE AGENCY | BUDGET | EXPENDITURES | REMAINING BUDGET | STATUS |
|------------|---------------------|-----------|--------------------|------------|--------------|------------------|---------|
| S-11-172 | COLLEGE DRIVE | RESURFACE | COUNTY | 150,372.00 | | 150,372.00 | PENDING |

| | | | | | | |
|----------|----------------------|-----------|------------------------|------------|------------|------------|
| S-11-554 | TRIANGLE ROAD - PT 1 | RESURFACE | COUNTY | 107,145.00 | 107,145.00 | PENDING |
| S-11-554 | TRIANGLE ROAD - PT 2 | RESURFACE | COUNTY | 36,832.00 | 36,832.00 | PENDING |
| S-11-410 | COOKSEY ST. | RESURFACE | TOWN OF BLACKSBURG | 33,246.25 | 33,246.25 | PENDING |
| S-11-245 | LEAGAN DRIVE | RESURFACE | COUNTY | 145,575.05 | 145,575.05 | PENDING |
| S-11-312 | CARLISLE ST. | RESURFACE | CITY OF GAFFNEY/COUNTY | 31,020.00 | 31,020.00 | PENDING |
| | | | | 504,190.30 | - | 504,190.30 |

PENDING STATE ROAD PROJECTS AS PERCENT OF TOTAL INCOME = 40.63%

CHESTER COUNTY ANNUAL C FUND REPORT

REPORT DATE: July 2008 - June 2009

| | | |
|--|-----------------------|----------------|
| <u>INCOME AND EXPENSES</u> | | |
| Balance of Funds as of July 1, 2008 | | \$2,896,817.07 |
| Income: | | |
| Funds Received for Period July 1, 2008 thru June 30, 2009 | \$1,158,802.62 | |
| Funds Received from F.Y. 2008 | \$78,263.74 | |
| Interest Earned for Period July 1, 2008 thru June 30, 2009 | \$25,895.96 | |
| Total Income | \$1,262,962.32 | |
| Expenses: | | |
| Administrative Expenses | \$0.00 | |
| Local Paving Project Expenditures | \$1,665,186.69 | |
| State Road Project Expenditures ("C" Pin 37890) | \$304,441.78 | |
| State Road Match Expenditures | \$0.00 | |
| Total Expenditures | \$1,969,628.47 | |
| Balance of Funds as of June 30, 2009 | \$2,190,150.92 | |

FUNDING COMMITMENTS

| | |
|---|-----------------------|
| * Local Paving Projects (See Below) | \$0.00 |
| ** State Road Projects (See Below) | \$0.00 |
| Total Committed Funds | \$0.00 |
| Total Uncommitted Funds Available for New Projects | \$2,190,150.92 |
| Uncommitted Funds as Percent of Total Income = | 173.41% |

* Local Paving Projects: Unknown at time of report.

** State Projects Include: Unknown at time of report.

CHESTER COUNTY PAVING PROJECTS
LOCAL PAVING PROJECTS

Fiscal Year 2008-2009

| LOCAL ROUTE | PROJECT DESCRIPTION | WORK TYPE | RESPONSE AGENCY | BUDGET | TOTAL EXPENDITURES | CURRENT F.Y. EXPENDITURES | REMAINING BUDGET |
|-------------|---------------------|-----------|-----------------|--------|--------------------|---------------------------|------------------|
|-------------|---------------------|-----------|-----------------|--------|--------------------|---------------------------|------------------|

Various local Paving & Road Repair Projects

County \$1,665,187 \$1,665,188

TOTALS \$0 \$1,665,187 \$1,665,188 \$0

STATE ROAD PROJECTS

| LOCAL ROUTE | PROJECT DESCRIPTION | WORK TYPE | RESPONSE AGENCY | BUDGET | TOTAL EXPENDITURES | CURRENT F.Y. EXPENDITURES | REMAINING BUDGET |
|-------------|---------------------|-----------|-----------------|--------|--------------------|---------------------------|------------------|
|-------------|---------------------|-----------|-----------------|--------|--------------------|---------------------------|------------------|

Various State Roads as listed to left

County \$294,345 \$294,345

Various Streets Sidewalk Repair - Final CBD, Inc \$10,097 \$10,097

TOTALS \$0 \$304,442 \$304,442 \$0

STATE ROAD MATCH PROJECTS

| LOCAL ROUTE | PROJECT DESCRIPTION | WORK TYPE | RESPONSE AGENCY | CTC PROGRAM | | TOTAL EXPENDITURES | CURRENT F.Y. EXPENDITURES | REMAINING BUDGET | CURRENT FISCAL YEAR EXPENDITURES IN EXCESS OF MATCH AMOUNT* |
|-------------|---------------------|-----------|-----------------|-----------------------|--------|--------------------|---------------------------|------------------|---|
| | | | | MATCH FUNDS COMMITTED | BUDGET | | | | |

TOTALS \$0 \$0 \$0 \$0 \$0 \$0

EXPENDITURES FOR STATE ROAD PROJECTS AND MATCH PROJECTS IN EXCESS OF MATCH AMOUNT AS PERCENT OF TOTAL INC 26.3%

* Note: For match programs only CTC expenditures in excess of match amounts may be applied towards meeting the 25% requirement for expenditure on the state highway system.

CTC Chairman: *D. G. Carls*
 Date: *Nov 5, 2009*

**CLARENDON COUNTY ANNUAL C FUND REPORT
JULY 2008 - JUNE 2009**

INCOME AND EXPENSES:

| | | |
|---|-------------|--------------------|
| Balance of Funds as of July 1, 2008 | | \$1,084,914 |
| Income: | | |
| Funds Received for Period July 1, 2007 through June 30, 2008 | \$1,241,378 | |
| Interest Earned for Period July 1, 2007 through June 30, 2008 | 11,482 | |
| Total Income: | | 1,252,860 |
| Expenses: | | |
| Administrative Expenses | \$2,000 | |
| Local Paving Projects | 1,306,658 | |
| State Road Projects | 360,500 | |
| State Road Match | 0 | |
| Total Expenses: | | 1,669,158 |
| Balance of Funds as of June 30, 2009 | | \$668,616 |

FUNDING COMMITMENTS:

| | | |
|---|--------|------------------|
| Local Paving Projects | 54,219 | |
| State Road Projects | 0 | |
| State Road Match | 0 | |
| Total Committed Funds | | \$54,219 |
| Total Uncommitted Funds Available for New Projects | | \$614,397 |
| | | |
| Uncommitted Funds as a Percentage of Total Income | | 49.0% |
| Local Expenditures as a Percentage of Total Income | | 104.3% |
| State Road Project Expenditures as a Percentage of Total Income | | 28.8% |

Clarendon County C-Program Statement

| Local Route | Project Description | Work type | Responsible Agency | Total Budget | Total Expenditures | Current Yr Expenditures | Remaining Budget | Status* |
|---------------|--|-------------|--------------------|------------------|--------------------|-------------------------|------------------|---------|
| N/A | Materials for road maintenance (reconstituted asphalt) | Materials | County | 1,232,000 | 1,180,581 | 487,566 | 51,419 | O |
| N/A | Materials for road maintenance (cold mix asphalt) | Materials | County | 5,000 | 2,667 | 0 | 2,333 | O |
| N/A | City of Manning Streetscape Project | Improvement | City of Manning | 59,297 | 59,297 | 29,648 | 0 | C |
| N/A | Crush n Run (FLBC) | Materials | County | 75,000 | 74,533 | 0 | 467 | O |
| N/A | Materials & fabrication of road signs | Materials | County | 25,500 | 25,500 | 8,729 | 0 | C |
| N/A | N. Santee Recycling Center | Improvement | County | 61,000 | 61,000 | 61,000 | 0 | C |
| N/A | Tom Charles Rd. | Improvement | County | 145,000 | 148,474.08 | 148,474.08 | 0 | C |
| N/A | Limerick Lane | Improvement | County | 103,500 | 102,307 | 102,307 | 0 | C |
| N/A | W.A. Gamble Rd | Improvement | County | 97,500 | 88,194 | 88,194 | 0 | C |
| N/A | Wadell St | Improvement | County | 111,000 | 108,014 | 108,014 | 0 | C |
| N/A | Archer Ave | Improvement | County | 92,000 | 92,803 | 92,803 | 0 | C |
| N/A | Meagen Ln | Improvement | County | 190,000 | 179,923 | 179,923 | 0 | C |
| N/A | Administrative expenses | Admin. | County | 2,000 | 2,000 | 2,000 | 0 | C |
| Totals | | | | 2,198,797 | 2,125,293 | 1,308,658 | 54,219 | |

State Road Projects

| | | | | | | | | |
|---------------|-------------------------------|--------------|-------|----------------|----------------|----------------|----------|---|
| S-63 | Raccoon Rd (SC 261 to US 301) | Resf & patch | SCDOT | 510,000 | 510,000 | 510,000 | 0 | O |
| N/A | Dedication - Portion Hwy 521 | Signage | SCDOT | 500 | 500 | 500 | 0 | C |
| Totals | | | | 510,500 | 510,500 | 510,500 | 0 | |


State Road Match Projects

None

TOTAL COMMITTED FUNDS

54,219

* C - Project completed
O - Open

By:  Dwight J. Stewart, Jr., Chairman
Clarendon County Transportation Committee

(Date)

COLLETON CTC ANNUAL C FUND REPORT
JULY 1, 2008 - JUNE 30, 2009

| <u>INCOME AND EXPENSES</u> | |
|---|--------------|
| Balance of Funds as of July 1, 2008 | \$ 4,061,930 |
| Income: | |
| Funds Received for Period July 1, 2008 through June 30, 2009 | \$ 1,574,979 |
| Interest Earned for Period July 1, 2008 through June 30, 2009 | \$ 154,292 |
| Total Income | \$ 1,729,271 |
| Expenses: | |
| Administrative Expenses | \$ 506 |
| Local Paving Project Expenditures | \$ 646,394 |
| State Road Project Expenditures | \$ 250,000 |
| State Road Match Expenditures | \$ - |
| Total Expenditures | \$ 896,900 |
| Balance of Funds as of June 30, 2009 | \$ 4,894,301 |

| <u>FUNDING COMMITMENTS</u> | |
|--|--------------|
| Local Paving Projects | \$ 648,220 |
| State Road Projects | \$ 964,254 |
| State Road Match Projects | \$ - |
| Total Committed Funds | \$ 1,612,474 |
| Total Uncommitted Funds Available for New Projects | \$ 3,281,828 |

Uncommitted Funds as Percent of Total Income = 189.8%

LOCAL PAVING PROJECTS

| LOCAL ROUTE | PROJECT DESCRIPTION | WORK TYPE | RESPONSIBLE AGENCY | BUDGET | TOTAL EXPENDITURES | CURRENT FISCAL YEAR EXPENDITURES | REMAINING BUDGET |
|-------------|-------------------------------------|------------------|--------------------|--------------|--------------------|----------------------------------|------------------|
| 15.006 | Improvements 7 County Roads | Paving | Colleton CTC | \$ 925,824 | \$ 528,444 | \$ 528,444 | \$ 397,380 |
| 15.006 | Improvements 7 County Roads | Constr.Mgmt | Colleton CTC | \$ 63,096 | \$ 63,096 | \$ 63,096 | \$ - |
| 15.006 | Improvements 13 Existing Roads | Engineering | Colleton CTC | \$ 104,022 | \$ 8,135 | \$ 5,101 | \$ 95,887 |
| | Jacksonboro/Browntown | Engineering | Colleton CTC | \$ 2,700 | \$ 1,576 | \$ 1,576 | \$ 1,124 |
| | Airport & Tuskegee Parking Lot est. | Paving | Colleton CTC | \$ 50,000 | \$ - | \$ - | \$ 50,000 |
| 15.007 | Improvements 9 Existing Roads | Eng/Constr.Mgmt. | Colleton CTC | \$ 207,708 | \$ 103,879 | \$ 48,177 | \$ 103,829 |
| TOTALS | | | | \$ 1,353,360 | \$ 705,130 | \$ 646,394 | \$ 648,220 |

EXPENDITURES FOR LOCAL PAVING PROJECTS AS PERCENT OF TOTAL INCOME = 37.4%

STATE ROAD PROJECTS

| ROAD - ROUTE | PROJECT DESCRIPTION | WORK TYPE | RESPONSIBLE AGENCY | BUDGET | EXPENDITURES | CURRENT FISCAL YEAR EXPENDITURES | REMAINING BUDGET |
|--------------|---|-------------|--------------------|--------------|--------------|----------------------------------|------------------|
| 15.170801 | Aviation Way, Robertson Blvd., S-45 2mi. Est. | Resurfacing | SCDOT | \$ 775,000 | \$ 150,000 | \$ 150,000 | \$ 625,000 |
| | PIN#96204CP01- 05/07 Sidney's Rd w/SMP08 | Resurfacing | SCDOT | \$ 935,000 | \$ 595,746 | \$ 100,000 | \$ 339,254 |
| TOTALS | | | | \$ 1,710,000 | \$ 745,746 | \$ 250,000 | \$ 964,254 |

STATE ROAD MATCH PROJECTS

| ROAD - ROUTE | PROJECT DESCRIPTION | WORK TYPE | RESPONSIBLE AGENCY | CTC PROGRAM MATCH FUNDS COMMITTED | EXPENDITURES | CURRENT FISCAL YEAR EXPENDITURES | REMAINING BUDGET | CURRENT FISCAL YEAR EXPENDITURES IN EXCESS OF MATCH AMOUNT* |
|--------------|-------------------------------|-------------|--------------------|-----------------------------------|--------------|----------------------------------|------------------|---|
| S-15-21 | SMP 08 Project, Sidney's Road | Resurfacing | SCDOT | \$ 249,000 | \$ 249,000 | \$ - | \$ - | \$ - |
| TOTALS | | | | \$ 249,000 | \$ 249,000 | \$ - | \$ - | \$ - |

EXPENDITURES FOR STATE ROAD PROJECTS AND MATCH PROJECTS IN EXCESS OF MATCH AMOUNT AS PERCENT OF TOTAL INCOME = 14.5%

* Note: For match programs only CTC expenditures in excess of match amounts may be applied towards meeting the 25% requirement for expenditure on the state highway system

EDGEFIELD CTC ANNUAL C FUND REPORT
JULY 1, 2008 - JUNE 30, 2009

| <u>INCOME AND EXPENSES</u> | |
|---|--------------|
| Balance of Funds as of July 1, 2008 | 1,820,621.29 |
| Income: | |
| Funds Received for Period July 1, 2008 through June 30, 2009 | 849,478.71 |
| Interest Earned for Period July 1, 2008 through June 30, 2009 | 22,962.84 |
| Other Income (Rebate on Office Supplies) | 30.00 |
| Total Income | 872,471.55 |

| | |
|--------------------------------------|--------------|
| Expenses: | |
| Administrative Expenses | 1,546.23 |
| Local Paving Project Expenditures | 502,329.84 |
| State Road Project Expenditures | 384,960.56 |
| State Road Match Expenditures | 0.00 |
| Total Expenditures | 888,836.63 |
| Balance of Funds as of June 30, 2009 | 1,804,256.21 |

| <u>FUNDING COMMITMENTS</u> | |
|--|--------------|
| Local Paving Projects | \$591,013.00 |
| State Road Projects | |
| State Road Match Projects | \$0.00 |
| Total Committed Funds | \$591,013.00 |
| Total Uncommitted Funds Available for New Projects | 1,213,243.21 |

Uncommitted Funds as Percent of Total Income = 1.39

LOCAL PAVING PROJECTS

| LOCAL ROUTE | PROJECT DESCRIPTION | WORK TYPE | RESPONSIBLE AGENCY | BUDGET | TOTAL EXPENDITURES | CURRENT FISCAL YEAR EXPENDITURES | REMAINING BUDGET |
|---------------|-----------------------|-------------|--------------------|--------------|--------------------|----------------------------------|------------------|
| EC198 | Rolling Hills Drive | Paving | County | 600,000.00 | 16,275.00 | 16,275.00 | 583,725.00 |
| EC2 | Abel Drive | Resurface | County | 90,000.00 | 74,445.35 | 58,416.06 | 15,584.65 C |
| EC8 | Astwood Drive | Resurface | County | 60,000.00 | 47,759.81 | 47,751.91 | 12,240.19 C |
| EC19 | Big Oak Drive | Resurface | County | 80,000.00 | 108,201.63 | 107,914.27 | 28,201.63 C |
| EC121 | Hickory Drive | Resurface | County | 100,000.00 | 77,085.63 | 76,798.27 | 22,914.37 C |
| EC281 | Redwood Drive | Resurface | County | 30,000.00 | 17,182.63 | 16,895.27 | 12,817.37 C |
| EC271 | Summerlake Drive | Resurface | County | 90,000.00 | 64,704.17 | 64,696.27 | 25,295.83 C |
| EC248 | Turkey Creek Road | Resurface | County | 70,000.00 | 29,037.59 | 29,029.67 | 40,962.41 C |
| EC240 | Thomas Jackson Road | Maintenance | County | 464.68 | 464.68 | 464.68 | 0.00 C |
| EC17 | Big Branch Court | Maintenance | County | 117.69 | 117.69 | 117.69 | 0.00 C |
| EC245 | Townes Road | Paving | County | 125,000.00 | 5,250.00 | 5,250.00 | 119,750.00 C |
| EC210 | Scenic Drive | Maintenance | County | 8.55 | 8.55 | 8.55 | 0.00 C |
| EC161 | Murray Road Extension | Maintenance | County | 299.60 | 299.60 | 299.60 | 0.00 C |
| EC114 | Jacob McKie Road | Maintenance | County | 144.25 | 144.25 | 144.25 | 0.00 C |
| EC259 | Wilderness Trail | Maintenance | County | 454.94 | 454.94 | 454.94 | 0.00 C |
| | Sandclay | Maintenance | County | 8,000.00 | 712.00 | 712.00 | 7,288.00 |
| | Gravel | Maintenance | County | 75,000.00 | 77,101.41 | 77,101.41 | 2,101.41 C |
| TOTALS | | | | 1,329,489.71 | 519,244.93 | 502,329.84 | 810,244.78 |

EXPENDITURES FOR LOCAL PAVING PROJECTS AS PERCENT OF TOTAL INCOME = 0.58

STATE ROAD PROJECTS

| ROAD - ROUTE | PROJECT DESCRIPTION | WORK TYPE | RESPONSIBLE AGENCY | BUDGET | EXPENDITURES | CURRENT FISCAL YEAR EXPENDITURES | REMAINING BUDGET |
|---------------|-------------------------|-----------|--------------------|------------|--------------|----------------------------------|------------------|
| | Trenton Town Hall | Resurface | County | 4,000.00 | 11,313.20 | 11,305.28 | 7,318.20 C |
| | Trenton Town Gymnasium | Resurface | County | 7,000.00 | 15,733.20 | 15,725.28 | 8,733.20 C |
| S19-95 | Church Street, Johnston | Resurface | County | 34,930.00 | 34,930.00 | 34,930.00 | 0.00 C |
| S19-40 | Bland Baptist Road | Resurface | SCDOT | 323,000.00 | 323,000.00 | 323,000.00 | 0.00 C |
| TOTALS | | | | 368,930.00 | 384,976.40 | 384,960.56 | 16,048.40 |

STATE ROAD MATCH PROJECTS

| ROAD - ROUTE | PROJECT DESCRIPTION | WORK TYPE | RESPONSIBLE AGENCY | CTC PROGRAM MATCH FUNDS COMMITTED | EXPENDITURES | CURRENT FISCAL YEAR EXPENDITURES | REMAINING BUDGET | CURRENT FISCAL YEAR EXPENDITURES IN EXCESS OF MATCH AMOUNT* |
|-----------------|---------------------|-----------|-----------------------|---|--------------|--|---------------------|---|
|-----------------|---------------------|-----------|-----------------------|---|--------------|--|---------------------|---|

TOTALS

0.00 0.00 0.00 0.00 0.00 0.00 *

EXPENDITURES FOR STATE ROAD PROJECTS AND MATCH PROJECTS IN EXCESS OF MATCH AMOUNT AS PERCENT OF TOTAL INCOME = 0.44

* Note: For match programs only CTC expenditures in excess of match amounts may be applied towards meeting the 25% requirement for expenditure on the state highway system

CTC Chairman: *Sam Lynch*
 Date: 10/6/09

GREENVILLE COUNTY ANNUAL "C" FUND REPORT
FOR FISCAL YEAR ENDED JUNE 30, 2009 (CASH BASIS)

REVENUES

| | |
|---|----------------------|
| Balance available at July 1, 2008 | \$ 2,498,360 |
| "C" Funds Received from SCDOT | 6,775,962 |
| SCDOT Grants | 1,631,377 |
| Interest Earned | 112,246 |
| Other Revenue | <u>2,391,616</u> |
| TOTAL REVENUES | <u>10,911,201</u> |
| TOTAL AVAILABLE FOR FISCAL YEAR ENDED JUNE 30, 2009 | <u>\$ 13,409,561</u> |

EXPENDITURES

| | |
|--|---------------------|
| Administrative (legal, accounting, supplies and secretarial expense) | \$ 7,138 |
| Memorial Road Signs (at request of delegation) | 1,500 |
| Engineering Fee Retainer | 150,000 |
| Local Road Projects (off State Highway System) (see attached) * 27% of total expenditures | 1,511,484 |
| State Road Projects (on State Highway System) (see attached) * 70% of total expenditures | <u>3,913,370</u> |
| TOTAL EXPENDITURES | <u>5,583,492</u> |
| BALANCE AVAILABLE AT JUNE 30, 2009 | <u>\$ 7,826,069</u> |

See accompanying accountants' compilation report.

GREENVILLE LEGISLATIVE DELEGATION TRANSPORTATION COMM.
 SCHEDULE OF PROJECTS PROGRAMMED AND EXPENDITURES AS OF
 JUNE 30, 2009

State

| PROJECT # | PROJECT DESCRIPTION | AMOUNT PROGRAMED | EXPENDITURES | | |
|-----------|--|----------------------|----------------------|---------------------|----------------------|
| | | | PRIOR YEARS | CURRENT YEAR | TOTAL |
| 240 | Harrison Bdge(S23-453) @ Nealy Ferry(SCDOT Grant \$200000)(Ttl. Cost \$1,425,100) | 1,225,100 | 1,575,957 | 93,260 | 1,669,217 |
| 258 | Old Sptbg Rd(S23-94) Widening (SCDOT Obligation \$1,500,000) (HIMP) | 3,900,000 | 1,302,282 | 892,988 | 2,195,270 |
| 292 | Intersect. @Hwys.101/414 & Pecan Terr./W.H.Rd.Ext.(SCDOT Grant \$1.8M) | 2,389,148 | 3,942,960 | 7,500 | 3,950,460 |
| 300 | Tigerville Elementary Attorney Fees (S23-117) | - | - | 17,355 | 17,355 |
| 333 | S. Fairfield Rd(S23-329) Sidewalks & Drainage Improvements | 888,554 | 841,918 | 28,834 | 870,750 |
| 361 | SCDOT 2007 Resurfacing 1:1 Match Program(S23-657,902,457,199,556,566,459,625,181,98,586,752,SF23-1127) | 1,830,000 | 2,934,296 | 559,338 | 3,493,634 |
| 362 | Brown Rd(S23-657) Near Vulcan Materials (Vulcan pays excess costs) | 682,958 | 148,454 | 45,303 | 193,757 |
| 366 | Fountain Inn Main St.(SC Rt.14) ADA Improvements (Fed. Grant \$81,074) | 166,573 | 267,442 | 7,839 | 275,281 |
| 368 | Simpsonville Signals @College/Main(S23-14)/Curtis/Hedge Streets(\$45,394 SCDOT Grant) | 75,000 | 75,000 | 45,394 | 120,394 |
| 370 | SC 14/Taylor,Ansel School & CCC Rds. Intersection | 1,035,809 | 80,926 | 237,075 | 318,001 |
| 371 | SC 418/Fairview Intersection | 1,438,000 | 95,887 | 144,435 | 240,302 |
| 373 | SCHOOL DIST/Scuffletown(S23-545)-Jonesville(S23-191) Intersect. @ Rudolph Gordon Elem | 750,000 | 900,159 | 721,879 | 1,622,038 |
| 374/389 | Riverview Dr/Hwy 123 Intersection/Decel. Lane @ Tramont Ave. Church | 406,903 | 16,954 | 374,176 | 391,130 |
| 375 | Weston St(S23-208)/Fl. Inn Drainage Improvement(\$16,250 Fountain Inn City Match) | 53,730 | 2,000 | 70,307 | 72,307 |
| 379 | Old Boiling Springs Rd(S23-657) @ Wal-Mart/P.E. Only | 75,000 | - | 75,000 | 75,000 |
| 382 | Gvi County Redevelopment Auth.(Total Cost \$780,000)Old Paris Mtn Rd(S23-512) Improve. | 200,000 | - | 69,970 | 69,970 |
| 384 | 2009 SCDOT 1:1 Match Program (SCDOT Portion = \$366,000) | 329,663 | - | 329,663 | 329,663 |
| 388 | Whittenburg Elem. Intersection P.E. & Sidewalks (S23-79 & 80) | 586,537 | - | 91,790 | 91,790 |
| 395 | Armstrong/Heritage Elem./Gvi Child Development Improvements (US 25 White Horse Rd) | - | - | 11,667 | 11,667 |
| | Close out of OLD HIMP, SiMP & CONG. MGNT. Projects (S23-2,1025,70,448,5,F-82,etal) | - | - | 89,597 | 89,597 |
| | | \$ 15,993,975 | \$ 12,184,213 | \$ 3,913,370 | \$ 16,097,583 |

GREENVILLE LEGISLATIVE DELEGATION TRANSPORTATION COMM.
 SCHEDULE OF PROJECTS PROGRAMMED AND EXPENDITURES AS OF
 JUNE 30, 2009

Local
 PROJECT

| PROJECT # | PROJECT DESCRIPTION | AMOUNT PROGRAMED | EXPENDITURES | | TOTAL |
|-----------|--|---------------------|-------------------|---------------------|---------------------|
| | | | PRIOR YEARS | CURRENT YEAR | |
| 372 | Municipal Resurface Match Program | 883,000 | 752,136 | 1,092,530 | 1,844,666 |
| 377 | City of Simp./Davenport Rd(\$900,000 Total Cost) | 600,000 | 37,500 | 48,550 | 86,050 |
| 381 | "Safe Routes to School" Grant for Augusta Circle Elem.(\$200,000 TII Cost) | 40,000 | - | 8,333 | 8,333 |
| 385 | 2009 Municipal Match Program | 950,000 | - | 362,071 | 362,071 |
| 390 | Holland Rd Widening | 150,000 | - | - | - |
| 396 | Donaldson Center(SCTAC) Realignment of Chapel Rd. | 650,000 | - | - | - |
| | | <u>\$ 3,273,000</u> | <u>\$ 789,636</u> | <u>\$ 1,511,484</u> | <u>\$ 2,301,120</u> |

GREENWOOD COUNTY - ANNUAL C FUND REPORT

JULY 1, 2008 - JUNE 30, 2009

INCOME AND EXPENSES

| | | |
|---|----------------|----------------|
| Balance of Funds as of June 30, 2008 | | \$1,852,906.44 |
| <hr style="border-top: 1px dashed black;"/> | | |
| Income: | | |
| Funds Received for Period: July 1, 2008 through June 30, 2009 (Gasoline Tax) | \$1,066,523.25 | |
| Funds Received for Period: July 1, 2008 through June 30, 2009 (SCDOT Refund or Other) | \$351,403.87 | |
| Interest Earned for Period: July 1, 2008 through June 30, 2009 (SCDOT) | \$22,634.62 | |
| Interest Earned for Period: July 1, 2008 through June 30, 2009 (C-Fund Interest) | \$9,172.81 | |
| Interest Earned for Period: July 1, 2008 through June 30, 2009 (CDA Interest Income) | \$3,649.76 | |
| Interest Earned for Period: July 1, 2008 through June 30, 2009 (Investment Earnings) | \$27,120.93 | |
| Total Income..... | Plus | \$1,470,505.24 |

Expenses:

| | | |
|--|--------------|-----------------------|
| Administrative Expenses (Construction Documents) | \$163.60 | |
| Administrative Expenses (Advertise meetings) | \$109.31 | |
| Per Diem Expenses (Payments for meetings attended) | \$3,150.00 | |
| Local Paving Project Expenditures | \$17,988.30 | |
| State Road Project Expenditures | \$843,188.06 | |
| Total Expenditures..... | Less | \$864,599.27 |
| Balance of Funds as of June 30, 2009..... | | <u>\$2,458,812.41</u> |

FUNDING COMMITMENTS

| | | |
|--|----------------|----------------|
| Advertising Account (to publish meeting notices) | \$74.25 | |
| Local Paving Projects | \$1,356,839.53 | |
| State Road Projects | \$535,109.56 | |
| SC State Match Program 2008 | \$0.00 | |
| Total Committed Funds..... | Less | \$1,892,023.34 |

Total Uncommitted Funds Available for New Projects

\$566,789.07

LOCAL PAVING PROJECTS

| ITEM # | PROJECT # | ROUTE | PROJECT DESCRIPTION | WORK TYPE | RESPONSIBLE AGENCY | BUDGET | AMENDMENTS TO BUDGET | AMENDED BUDGET | TOTAL EXPENDITURES | FY 2008/2009 EXPENDITURES | REMAINING BUDGET |
|----------------|-----------|-------|---|--------------------------------|--------------------|-----------------------|----------------------|--------------------|--------------------|---------------------------|-----------------------|
| | 2006003 | | 06-07 Annual Request - City of Gwd | Resurface | City of Gwd. | \$23,645.00 | | \$23,645.00 | \$23,645.00 | \$9,989.00 | \$0.00 |
| 1 | 2007007 | | 07-08 Annual Request - Ware Shoals - Local Rds | Resurface | Ware Shoals | \$13,000.00 | -\$2,084.40 | \$10,915.60 | \$10,915.60 | \$0.00 | \$0.00 |
| 2 | 2008001 | | Town of Hodges - Streetscape | Resurface | Town of Hodges | \$40,000.00 | | | | | \$40,000.00 |
| 3 | 2008003 | | 08-09 Annual Request - Town of Ninety Six - Local | Resurface | Ninety Six | \$45,000.00 | | | | | \$45,000.00 |
| 4 | 2008005 | | 08-09 Annual Request - Misc. County Roads | Resurface | County of Gwd. | \$500,000.00 | | | \$163.60 | \$163.60 | \$499,836.40 |
| 5 | 2008006 | | 08-09 Annual Request - Misc. City Roads | Resurface | City of Gwd. | \$120,720.00 | | | | | \$120,720.00 |
| 6 | 2009003 | | Town of Ninety Six - Enhancement | Sidewalk Improve. Resurface | Ninety Six | \$24,611.29 | | | | | \$24,611.29 |
| 7 | 2009004 | | Town of Ninety Six - Special PIN (Retainage Fee) | Resurface | Ninety Six | \$7,999.30 | | | \$7,999.30 | \$7,999.30 | \$0.00 |
| 8 | 2009006 | | 2009-2010 Annual Request - Town of Ninety Six - 1 | Resurface | Ninety Six | \$35,000.00 | | | | | \$35,000.00 |
| 9 | 2009008 | | 2009-2010 Annual Request - Town of Ware Shoals | Resurface | Ware Shoals | \$76,784.84 | | | | | \$76,784.84 |
| 9 | 2009009 | | 2009-2010 Annual Request - City Roads | Resurface | City of Gwd. | \$147,887.00 | | | | | \$147,887.00 |
| 2009012 | | | 2009-2010 Annual Request - County Roads | Resurface | County of Gwd. | \$367,000.00 | | | | | \$367,000.00 |
| TOTALS: | | | | | | \$1,401,647.43 | -\$2,084.40 | \$10,915.60 | \$42,723.50 | \$18,151.90 | \$1,356,839.53 |

STATE ROAD PROJECTS

| ITEM # | PROJECT # | LOCAL ROUTE | PROJECT DESCRIPTION | WORK TYPE | RESPONSIBLE AGENCY | BUDGET | AMENDMENTS TO BUDGET | AMENDED BUDGET | TOTAL EXPENDITURES | FY 2008/2009 EXPENDITURES | REMAINING BUDGET |
|----------------|-----------|-------------|---|-----------|--------------------|-----------------------|----------------------|-----------------------|-----------------------|---------------------------|---------------------|
| 1 | 2001005 | S-431 | Whitin Ave./Duke St./Sherard St. | Resurface | County of Gwd. | \$27,900.00 | -\$27,900.00 | \$27,900.00 | \$0.00 | \$0.00 | \$0.00 |
| 2 | 2002009 | S-723 | Duke St./Sherard St. | Resurface | County of Gwd. | \$34,200.00 | -\$34,200.00 | \$34,200.00 | \$0.00 | \$0.00 | \$0.00 |
| 3 | 2006005 | | 06-07 Annual Request - SCDOT S-110, S-127, S-201, S-206, S-364, S-471, S-506, S-533, S-534, S-626, S-629 | Resurface | SCDOT | \$309,584.00 | -\$85,491.06 | \$337,613.18 | \$252,122.12 | \$0.00 | \$0.00 |
| 3 | 2007003 | Misc. | SCDOT W.B. Ezelle Highway | Road Name | SCDOT | \$500.00 | | | | | \$500.00 |
| 4 | 2007004 | | 07-08 Annual Request - SCDOT | Resurface | SCDOT | \$293,145.83 | \$31,236.97 | \$324,382.80 | \$324,382.80 | \$0.00 | \$0.00 |
| 5 | 2007005 | | 07-08 Annual Request - Town of Ninety Six S-723, S-721, S-581 | Resurface | Ninety Six | \$124,200.00 | -\$41,726.30 | \$82,473.70 | \$82,473.70 | \$0.00 | \$0.00 |
| 6 | 2007006 | | 07-08 Annual Request - Town of Ware Shoals S-332(Park), S-332(Fairview), S-53 | Resurface | Ware Shoals | \$26,000.00 | -\$5,835.60 | \$20,164.40 | \$20,164.40 | \$0.00 | \$0.00 |
| 7 | 2008004 | | 08-09 Annual Request - Town of Ninety Six S-24-727 | Resurface | Ninety Six | \$25,000.00 | | | | | \$25,000.00 |
| 8 | 2008007 | | 08-09 Annual Request - City of Gwd. S-262 | Resurface | City of Gwd. | \$50,880.00 | | | | | \$50,880.00 |
| 9 | 2008008 | | 08-09 Annual Request - Town of Ware Shoals S-468, S-466 | Resurface | Ware Shoals | \$26,164.40 | | | | | \$26,164.40 |
| 10 | 2008009 | | 08-09 Annual Request - SCDOT S-181, S-183, S-200, S-211, S-241, S-297, S-392 | Resurface | SCDOT | \$304,000.00 | \$52,805.26 | \$356,805.26 | \$356,805.26 | \$0.00 | \$0.00 |
| 11 | 2009007 | | 2009-2010 Annual Request - Town of Ware Shoals S-468, S-466 | Milling | Ware Shoals | \$49,215.16 | | | | | \$43,215.16 |
| 12 | 2009010 | | 2009-2010 Annual Request - City of Gwd. S-264, S-263, S-249, S-221, S-256 | Resurface | City of Gwd. | \$111,100.00 | | | | | \$111,100.00 |
| 13 | 2009011 | | 2009-2010 Annual Request - SCDOT S-24-107, S-24-185, S-24-206 | Resurface | SCDOT | \$278,250.00 | | | | | \$278,250.00 |
| TOTALS: | | | | | | \$1,654,139.39 | -\$111,110.73 | \$1,183,539.34 | \$1,035,948.28 | \$681,188.06 | \$535,109.56 |

STATE MATCH PROGRAM

| ITEM # | PROJECT # | ROUTE | PROJECT DESCRIPTION | WORK TYPE | RESPONSIBLE AGENCY | BUDGET | AMENDMENTS TO BUDGET | AMENDED BUDGET | TOTAL EXPENDITURES | FY 2008/2009 EXPENDITURES | REMAINING BUDGET |
|----------------|-----------|-------|--|-----------|--------------------|---------------------|----------------------|---------------------|---------------------|---------------------------|------------------|
| 1 | 2007001 | SMP08 | S-24-296, S-24-135, S-24-158, S-24-244, S-24-500, S-24-297 | Resurface | SCDOT | \$174,462.00 | -\$25,361.92 | \$149,100.08 | \$149,100.08 | \$0.00 | \$0.00 |
| 2 | 2009001 | SMP09 | S-73, S-249, S-353, S-469, S-470 | Resurface | SCDOT | \$162,000.00 | | \$162,000.00 | \$162,000.00 | \$162,000.00 | \$0.00 |
| TOTALS: | | | | | | \$336,462.00 | -\$25,361.92 | \$311,100.08 | \$311,100.08 | \$162,000.00 | \$0.00 |

SCDOT REFUND

| ITEM # | DATE | DESCRIPTION | AMOUNT |
|----------------|------|--|---------------------|
| 1 | | Unobligated Funds for Completed Projects | \$34,976.26 |
| 2 | | Unobligated Funds for Completed Projects | \$53,494.42 |
| 3 | | Unobligated Funds for Completed Projects | \$262,933.19 |
| TOTALS: | | | \$351,403.87 |

LANCASTER COUNTY ANNUAL C FUND REPORT
JULY 1, 2008 - JUNE 30, 2009

INCOME AND EXPENSES

| | |
|--|------------------------|
| Balance of Funds as of July 1, 2008 | \$ 1,339,979.00 ✓ |
| Income: | |
| Funds Received for Period July 1, 2008 through June 30, 2009 | \$ 1,319,856.00 |
| Interest Earned for Period July 1, 2008 through June 30, 2009 | \$ 5,543.00 |
| Other-Funds Received from County for Period July 1, 2008 through June 30, 2009 | \$ - |
| Total Income | \$ 1,325,399.00 |

Expenses:

| | |
|---------------------------------------|------------------------|
| Administrative Expenses | \$ - |
| Engineering Costs | \$ 15,622.00 |
| Local Paving Project Expenditures | \$ 465,406.00 |
| State Road Project Expenditures | \$ 283,150.00 |
| State Road Match Project Expenditures | \$ - |
| Total Expenditures | \$ 764,178.00 |
| Balance of Funds as of June 30, 2009 | \$ 1,901,200.00 |

FUNDING COMMITMENTS

| | |
|---|------------------------|
| Local Paving Projects | \$ - |
| State Road Projects | \$ - |
| State Road Match Projects | \$ - |
| Total Committed Funds | \$ - |
| Total Uncommitted Funds Available for New Projects | \$ 1,901,200.00 |

LANCASTER COUNTY ANNUAL C FUND REPORT
JULY 1, 2008 - JUNE 30, 2009

LOCAL PAVING PROJECTS

| LOCAL ROUTE | PROJECT DESCRIPTION | WORK TYPE | RESPONSIBLE AGENCY | BUDGET | TOTAL EXPENDITURES | CURRENT FISCAL YEAR EXPENDITURES | REMAINING BUDGET |
|-------------|---------------------|-------------------|--------------------|---------------|--------------------|----------------------------------|------------------|
| C-111 | BLACKWELDER ROAD | Resurfice & level | County | \$ 49,350.00 | \$ 78,690.00 | \$ 76,690.00 | \$ (28,740) |
| C-1072 | SHORELINE ROAD | Resurfice & level | County | \$ 61,700.00 | \$ 119,330.00 | \$ 119,330.00 | \$ (57,630) |
| C-592.3 | PARKMAN AVENUE | Resurfice | County | \$ 28,250.00 | \$ 40,250.00 | \$ 40,250.00 | \$ (14,000) |
| C-870 | WILUE REED ROAD | Resurfice | County | \$ 100,500.00 | \$ 107,768.00 | \$ 107,768.00 | \$ (7,268) |
| C-903.1 | OLD POWDEROSA ROAD | Patch & Resurfice | County | \$ 55,225.00 | \$ 62,493.00 | \$ 62,493.00 | \$ (7,268) |
| C-208.4 | CASKEY ROAD | Pave | County | \$ 34,275.00 | \$ 34,275.00 | \$ 34,275.00 | \$ - |
| C-228 | POPLAR STREET | Pave | County | \$ 7,500.00 | \$ 7,500.00 | \$ 7,500.00 | \$ - |
| C-228.1 | REEVES STREET | Pave | County | \$ 17,700.00 | \$ 17,700.00 | \$ 17,700.00 | \$ - |
| | TOTALS | | | \$ 362,500.00 | \$ 465,409.00 | \$ 465,409.00 | \$ (112,906) |

EXPENDITURES FOR LOCAL PAVING PROJECTS AS PERCENT OF TOTAL INCOME = 35.11%

STATE ROAD PROJECTS

| ROAD-ROUTE | PROJECT DESCRIPTION | WORK TYPE | RESPONSIBLE AGENCY | BUDGET | TOTAL EXPENDITURES/COMMITTED | CURRENT FISCAL YEAR EXPENDITURES | REMAINING BUDGET |
|------------|-----------------------------------|-------------|--------------------|---------------|------------------------------|----------------------------------|------------------|
| S- | Avalon Road | Leveling | County | \$ - | \$ 2,800.00 | \$ 2,800.00 | \$ - |
| | FY 08(25%) ROADS TO BE DETERMINED | RESURFACING | SCOTT | \$ 280,350.00 | \$ 280,350.00 | \$ 280,350.00 | \$ - |
| | TOTALS | | | \$ 280,350.00 | \$ 283,150.00 | \$ 283,150.00 | \$ - |

EXPENDITURES FOR STATE ROAD PROJECTS AS PERCENT OF TOTAL INCOME = 21.36%

STATE ROAD MATCH PROJECTS

| ROAD-ROUTE | PROJECT DESCRIPTION | WORK TYPE | RESPONSIBLE AGENCY | CTC PROGRAM MATCH FUNDS COMMITTED | TOTAL EXPENDITURES | CURRENT FISCAL YEAR EXPENDITURES | REMAINING BUDGET |
|------------|---------------------|-----------|--------------------|-----------------------------------|--------------------|----------------------------------|------------------|
| | | | | \$ - | \$ - | \$ - | \$ - |
| | TOTALS | | | \$ - | \$ - | \$ - | \$ - |

EXPENDITURES FOR STATE ROAD PROJECTS AND MATCH PROJECTS BY EXCESS MATCH AMOUNT AS PERCENT OF TOTAL INCOME 21.36%

CTC Chairman: Bill Jermal

Date: 10/27/2009

**LAURENS COUNTY ANNUAL C-FUND REPORT
JULY 1, 2008 to JUNE 30, 2009**

INCOME AND EXPENSES

| | |
|---|-----------------------|
| Balance of Funds as of July 1, 2008 | \$ 964,024.76 |
| <u>Income:</u> | |
| Funds Received for July 1, 2008 to June 30, 2009 | \$1,443,179.62 |
| Interest Received for July 1, 2008 to June 30, 2009 | \$ 9,721.18 |
| <u>Total Income</u> | <u>\$1,452,900.80</u> |
| | |
| <u>Expense:</u> | |
| Administrative Expense (CTC) | \$ 2,000.00 |
| Trust Department Fees | \$ 3,084.80 |
| Per Diem Expense (CTC) | \$ 6,825.00 |
| Local Paving Project Expenditures | \$ 662,069.52 |
| State Road Project Expenditures: | |
| a. State Projects (CTC) (Non-SMP) | \$ 471,883.42* |
| b. State Match Projects (CTC) (SMP) | \$ 524,633.44* |
| c. Memorial Signs | \$ 1,000.00 |
| <u>Total Expenditure</u> | <u>\$1,671,496.18</u> |
| Balance of Funds as of June 30, 2009 | \$ 745,429.38 |

Funding Commitments:

| | |
|--|----------------|
| Local Paving Projects | \$ 0.00 |
| State Road Projects | \$ 0.00 |
| State Road Match Projects | \$ 0.00 |
| <u>Total Committed Funds</u> | <u>\$ 0.00</u> |
| Total Uncommitted Funds Available for New Projects | \$ 745,429.38 |

Uncommitted Funds as Percent of Total Income= 51.3%

* As budgeted by SCDOT including 5% contingency.

Laurens County Annual C-Fund Report
7-1-08—6-30-09

Local Paving Projects

| LCFC Proj # | Road Name/No. &Proj. Description | Work Type | Responsible Agency | Budget | Total Expenditures | Current Fiscal Year Expend. | Remaining Budget |
|----------------|---|---|-----------------------|---------------------|-----------------------|--------------------------------|---------------------|
| 19. | Ballenger Rd | Duke Utility Relocation | County | \$ 16,624.14 | \$ 16,624.14 | \$ 973.24 | 0.00 |
| 21. | Fuller Rd, Clinton Manor, Haysworth Ave, Fifth Ave Ext, Mansdale Dr, Wisteria Ave, Locomotive St, East Miller St, W. Miller St, Robbins Rd, Nolichucky Rd, Violet Dr. a., Violet Dr. b., Skillet Rd. a., Skillet Rd. b., McCoy Rd, Sirrine St. a., Sirrine St. b., Hudson Rd, Little Brook Dr, Gibbs Terrace, Smithville Rd | Resurfacing X X X X X X X X X X X X | County | | | | |
| 21. | LC Drive | Resurfacing Grading, Drainage, Base/Paving/ Seeding | County | \$629,615.50 | \$629,615.50 | \$629,615.50 | 0.00 |
| 21. | TSI Construction Mgmt. & Inspection | Inspection | | \$ 31,480.78 | \$ 31,480.78 | \$ 31,480.78 | 0.00 |
| | LOCAL PAVING | PROJECTS | TOTALS | \$677,720.42 | \$677,720.42 | \$662,069.52 | \$0.00 |
| | Expenditures for Local | Paving Projects | As Percent | Of Income | 45.9% | | |

Laurens County Annual C-Fund Report
7/1/08--6/30/09

State Road Projects

| LCTC Proj # | Road Name & No Proj. Description | Work Type | Responsible Agency | Budget | Total Expenditure | Current Fiscal Year Expenditures | Remaining Budget |
|-------------|---|----------------|--------------------|---------------------|----------------------|----------------------------------|------------------|
| 22. | 30C0038214 SMP09 Pitts Rd (S30-79) Hellams Cir (S-109& S-340) | Resurface | SCDOT | \$524,633.44 | *\$524,633.44 | *\$524,633.44 | 0.00 |
| | | | " | | | | |
| | | | | | | | |
| | State Road Projects SMP | Totals | | \$524,633.44 | *\$524,633.44 | *\$524,633.44 | 0.00 |
| 22. | 30C0038215 (Non-SMP) Hurricane Ch Rd (S-34), Welcome St (S-492) Carolina Ave (S-506) Meadowbrook Dr (S-413) Houston St (S-725) Raintree Dr (S-717) Watson St (S-662) | Resurface | SCDOT | \$471,883.42 | *\$471,883.42 | *\$471,883.42 | 0.00 |
| | | | " | | | | |
| | | | " | | | | |
| | | | " | | | | |
| | | | " | | | | |
| | | | " | | | | |
| | | | " | | | | |
| | State Road Projects | Non-SMP | Totals | \$471,883.42 | \$471,883.42 | \$471,883.42 | 0.00 |
| | | | | | | | |
| | Expenditures for State | Non-SMP | Projects as | Percent of | Income | 32.7% | |
| | | | | | | | |

* As estimated by SCDOT including 5% contingency.

LEXINGTON COUNTY ANNUAL C FUND REPORT

JULY 2008-JUNE 2009

REPORT DATE: OCTOBER 15, 2009

INCOME AND EXPENSES

| | | |
|---|-----------------|-----------------|
| Balance of Funds as of July 1, 2008 | | \$ 3,900,056.00 |
| Income: | | |
| Funds Received for Period July 1, 2008 through June 30, 2009 | \$ 3,951,919.00 | |
| Interest Earned for Period July 1, 2008 through June 30, 2009 | \$ 54,347.00 | |
| Other Income: | | |
| Project Refunds for Period July 1, 2008 through June 30, 2009 | \$ 145,663.00 | |
| Total Income | | \$ 4,151,929.00 |

Expenses:

| | |
|--------------------------------------|-----------------|
| Administrative Expenses | \$ - |
| Local Paving Project Expenditures | \$ 692,188.00 |
| State Road Project Expenditures | \$ 1,511,919.00 |
| State Road Match Expenditures | \$ 424,000.00 |
| Total Expenditures | \$ 2,628,107.00 |
| Balance of Funds as of June 30, 2009 | \$ 5,423,878.00 |

FUNDING COMMITMENTS

| | |
|--|-----------------|
| Local Paving Projects | \$ 3,303,368.00 |
| State Road Projects | \$ 1,019,430.00 |
| State Road Match Projects | \$ - |
| Total Committed Funds | \$ 4,322,798.00 |
| Total Uncommitted Funds Available for New Projects | \$ 1,101,080.00 |
| Uncommitted Funds as Percent of Total Income = | 27% |

LEXINGTON COUNTY ANNUAL C FUND REPORT

JULY 2007-JUNE 2008

REPORT DATE: NOVEMBER 12, 2008

LOCAL PAVING PROJECTS

| LOCAL ROUTE | PROJECT DESCRIPTION | WORK TYPE | RESPONSIBLE AGENCY | TOTAL BUDGET | TOTAL EXPENDITURES | CURRENT FISCAL YEAR EXPENDITURES | REMAINING BUDGET |
|-------------------------------------|--|-----------------------|--------------------|--------------|--------------------|----------------------------------|------------------|
| Road Resurfacing | Road Resurfacing | Resurfacing | County | \$ 970,506 | \$ 111,500 | \$ 111,500 | \$ 859,006 |
| Gilbert Elementary School | Turn Lane for Gilbert Elementary School | Turn Lane | School Dist | \$ 25,000 | \$ - | \$ - | \$ 25,000 |
| Dogwood Road, 1&2 | From Pine Street to existing pavement | Paving | County | \$ 669,987 | \$ 118,534 | \$ - | \$ 551,453 |
| John Kinard Court and Circle | From Long Pine Road to dead end | Paving | County | \$ 100,506 | \$ 89,529 | \$ - | \$ 10,977 |
| Elbert Taylor Road,#1 | From Calks Ferry Road to James Dunbar Road | Paving | County | \$ 1,058,619 | \$ 908,592 | \$ - | \$ 150,027 |
| Roscoe Road | From Longs Pond Road to 1.3 miles | Paving | County | \$ 1,089,890 | \$ 994,443 | \$ 2,535 | \$ 95,447 |
| Jim Rucker Road | From Highway 6 to Calvary Church Road | Paving | County | \$ 1,211,399 | \$ 331,898 | \$ 214,098 | \$ 879,501 |
| Tanya Lane | From Bradley Drive to dead end | Paving | County | \$ 21,700 | \$ 5,950 | \$ - | \$ 15,750 |
| Payne Lane | From Highway Drive to end County Maintenance | Paving | County | \$ 302,577 | \$ 90,395 | \$ 65,453 | \$ 212,182 |
| Truex Road | From Highway 178 to 2.61 miles | Paving | County | \$ 1,762,942 | \$ 1,624,882 | \$ 27,697 | \$ 138,060 |
| Dunn Lane | From Mac Circle to dead end | Paving | County | \$ 35,880 | \$ 26,300 | \$ - | \$ 9,580 |
| Backman Drive | From Memorial Drive to Congaree Drive | Paving | County | \$ 35,000 | \$ 17,320 | \$ - | \$ 17,680 |
| Jayne Lane | From Pine Street to dead end | Paving | County | \$ 83,999 | \$ 23,225 | \$ 4,500 | \$ 60,774 |
| Pleasant Court | From Kittie Drive to dead end | Paving | County | \$ 59,621 | \$ 58,158 | \$ 36,101 | \$ 1,463 |
| Martin Neese Road | From Hwy 6 to I.W. Hutto Road | Paving | County | \$ 22,500 | \$ 10,860 | \$ - | \$ 11,640 |
| Shannon Street | From Sprahler Road to dead end | Paving | County | \$ 22,701 | \$ 22,701 | \$ 15,661 | \$ - |
| Harvey Berry Road | From Old Chaireston to Watertank Road | Paving | County | \$ 201,035 | \$ 201,035 | \$ 167,968 | \$ - |
| Taylor Road | Taylor Road Railroad Crossing Improvements- Cayce | Crossing Improvement | Cayce | \$ 416,345 | \$ 186,763 | \$ 45,417 | \$ 229,582 |
| Gilbert Church Street Stabilization | Stabilization of Church Street | Road Project | Gilbert | \$ 10,000 | \$ - | \$ - | \$ 10,000 |
| Holmes Street- West Columbia | Storm drainage improvements to Holmes Street | Storm drainage improv | West Columbia | \$ 23,410 | \$ - | \$ - | \$ 23,410 |
| McMillan Circle | Storm Drainage improvements | Storm drainage improv | County | \$ 12,269 | \$ 10,433 | \$ - | \$ 1,836 |
| Railroad Depot Building Grant | Relocation/Rehabilitation of original Train Depot Bldg | Enhancement | Gilbert | \$ 39,600 | \$ 39,600 | \$ 1,258 | \$ - |
| TOTALS | | | | \$ 8,175,486 | \$ 4,872,118 | \$ 692,188 | \$ 3,303,368 |

EXPENDITURES FOR LOCAL PAVING PROJECTS AS PERCENTAGE OF TOTAL INCOME = 17%

LEXINGTON COUNTY ANNUAL C FUND REPORT

JULY 2007-JUNE 2008
 REPORT DATE: NOVEMBER 12, 2008

STATE ROAD PROJECTS

| LOCAL ROUTE | PROJECT DESCRIPTION | WORK TYPE | RESPONSIBLE AGENCY | TOTAL BUDGET | TOTAL EXPENDITURES | CURRENT FISCAL YEAR EXPENDITURES | REMAINING BUDGET |
|----------------------------------|---|--------------------------|--------------------|--------------|--------------------|----------------------------------|------------------|
| Pine Plain Road (1793) | From Frontage Road to exist. Pvm. (S1930) | Paving | SCDOT | \$ 4,115,900 | \$ 4,114,900 | \$ - | \$ 1,000 |
| Pelion Road (S-247) | From SC 6 to Clay Hill & from exist pave to 1.0 miles | Paving | SCDOT | \$ 2,262,827 | \$ 1,538,705 | \$ 1,382,325 | \$ 724,122 |
| Summerlin Ave (Hwy 391) | School Dist 3 traffic light | Traffic Light | School Dist 3 | \$ 30,000 | \$ - | \$ - | \$ 30,000 |
| Hebron Drive (S32-865) & Hwy 378 | Traffic Light at Hebron Drive and Hwy 378 | Traffic Light | SCDOT | \$ 16,700 | \$ 16,700 | \$ 16,700 | \$ - |
| Carlisle Street (S32-772) | Town of Irmo Enhancement Grant-sidewalk improvement | Sidewalk Placement | Irmo | \$ 57,000 | \$ 33,394 | \$ 33,394 | \$ 23,606 |
| I.W. Hutto Road (S32-248) | School Dist 4 turn lane | Turn Lane | School Dist 4 | \$ 75,000 | \$ - | \$ - | \$ 75,000 |
| US 321 | Beaufortation Town of Swansea-05 Enhance Match | Streetscape Phase III | Swansea | \$ 50,000 | \$ 21,460 | \$ - | \$ 28,540 |
| West Hampton (S-31) | Paved Pedestrian Pathway-Town of Summit | Pedestrian Pathway | Summit | \$ 41,372 | \$ 26,710 | \$ - | \$ 14,662 |
| SC 302 and US 178 | Town of Pelion 08 Enhancement Streetscape | Streetscape | Pelion | \$ 50,000 | \$ - | \$ - | \$ 50,000 |
| 12th St, S-2, US1, SC32 | W. Cola Enhn 06, Ph II, III, IV, State St, Meeting St, | Streetscape | West Columbia | \$ 108,750 | \$ 36,250 | \$ - | \$ 72,500 |
| Lake Murray Blvd. (Hwy 60) | Installation of emergency only traffic signal at fire station | Emergency traffic signal | SCDOT | \$ 7,000 | \$ 7,000 | \$ 7,000 | \$ - |
| Platt Springs Road (SC 602) | Town of Springdale-08 Enhancement | Pedestrian Lighting | Springdale | \$ 72,500 | \$ 72,500 | \$ 72,500 | \$ - |
| TOTALS | | | | \$ 6,887,049 | \$ 5,867,619 | \$ 1,511,919 | \$ 1,019,430 |

STATE ROAD PROJECTS

| LOCAL ROUTE | PROJECT DESCRIPTION | WORK TYPE | RESPONSIBLE AGENCY | CTC MATCH FUNDS COMMITTED | EXPENDITURES | CURRENT FISCAL YEAR EXPENDITURES | REMAINING BUDGET | YEAR EXCESS OF MATCH AMOUNT* |
|---------------------|----------------------|----------------|--------------------|---------------------------|--------------|----------------------------------|------------------|------------------------------|
| SCDOT Match Program | SCDOT Matching Funds | SCDOT Projects | SCDOT | \$ 424,000 | \$ 424,000 | \$ 424,000 | \$ - | \$ - |
| TOTALS | | | | \$ 424,000 | \$ 424,000 | \$ 424,000 | \$ - | \$ - |

EXPENDITURES FOR STATE ROAD PROJECTS AND MATCH PROJECTS IN EXCESS OF MATCH AMOUNT AS PERCENTAGE OF TOTAL INCOME =
 * Note: For match programs only CTC expenditures in excess of match amounts may be applied towards meeting the 25% requirement for expenditure on the state highway system.

36%

CTC Chairman:

John D. Summer
 10/27/09

Date:

Oct. 27, 2009

Pickens County Annual C Fund Report
July 1 2008 to June 30 2009
 Report Date December 09, 2009

Income and Expenses

| | |
|--|-----------------------------|
| Balance of funds as of July 1, 2008 ----- | \$ 5,967,120.08 |
| Income: | |
| Funds Received for period July 1, 2008 through June 30, 2009 ----- | \$ 1,452,574.02 |
| Interest on investments ----- | \$ 117,733.90 |
| | <u> </u> |
| Total C Fund Income ----- | \$ 1,570,307.92 |
| Expenses: | |
| Administrative Expenses ----- | \$ 136.02 |
| Per Diem Expenses ----- | \$ 0.00 |
| Local Paving Project Expenditures ----- | \$ 586,445.09 |
| State Road Project Expenditures ----- | \$ 2,487,233.77 |
| Old Central Road Bridge adjustment ----- | \$ 28,999.67 |
| Total Expenditures ----- | \$ 3,102,814.55 |
| Balance of Funds as of June 30, 2009 ----- | \$ 4,434,613.45 |

Funding Commitments

| | |
|--|-----------------|
| Local Paving Projects - \$ 165,539.20 | |
| State Road Projects - \$ 1,099,179.06 | |
| Total Committed funds ----- | \$ 1,264,718.26 |
| Total Uncommitted Funds available for new projects --- | \$ 3,169,895.19 |

Uncommitted Funds as a Percentage of Funds Received = 218.22%

STATE ROAD PROJECTS

| Road/Route | Project Description | Work type | Responsible Agency | Budget | Expenditures | Remaining Budget |
|------------------|----------------------|----------------|--------------------|-----------------|-----------------|------------------|
| SC 178 | Resurface SC 178 | Paving upgrade | SCDOT | \$ 1,000,000.00 | \$ 953,276.75 | \$ 28,573.21 |
| Copper River | Median improvements | Safety | Pickens County | \$ 457,000.00 | \$ 209,623.09 | \$ 250,566.91 |
| Brushy Creek | intersection | Safety | Pickens County | \$ 600,000.00 | \$ 114,750.00 | \$ 465,000.00 |
| SC 8 | Traffic Signal | Safety | Pickens County | \$ 137,414.00 | \$ 84,813.04 | \$ 52,600.96 |
| SMP 05 | Resurfacing | Safety | Pickens County | \$ 0.00 | \$ 560.87 | \$ 0.00 |
| Resurface S162 | Thomas Mill & Keowee | Safety | SCDOT | \$ 984,148.00 | \$ 984,147.02 | \$ 0.98 |
| Prince Perry | Bridge replacement | Safety | Easley | \$ 500,000.00 | \$ 0.00 | \$ 500,000.00 |
| Saluda Dam Rd. | Warning lights | Safety | Pickens County | \$ 10,000.00 | \$ 0.00 | \$ 10,000.00 |
| US 178 | Airport entrance | Upgrade | Pickens County | \$ 40,000.00 | \$ 0.00 | \$ 40,000.00 |
| Powdersville Rd. | Tri-County Tech | Safety | C-fund committee | \$ 250,000.00 | \$ 0.00 | \$ 250,000.00 |
| SC 133-137 | Six Mile sidewalks | Safety | C-fund committee | \$ 142,500.00 | \$ 140,063.00 | \$ 2,437.00 |
| Total | | | | \$ 4,121,062.00 | \$ 2,487,233.77 | \$ 1,099,179.06 |

Expenditures for State Road Projects as a Percentage of Funds Received = \$2,487,233.77 / \$ 1,452,574.02 X 100% = 171.29%

LOCAL PAVING PROJECTS

| Local route | Project Description | Work Type | Responsible Agency | Budget | Expenditures | Remaining Budget |
|------------------------|--------------------------------------|----------------------|--------------------|---------------|---------------|------------------|
| Old Central Rd. varies | Old Central Rd. Bridge Road Striping | Bridge const. Safety | Pickens County | \$ 0.00 | \$ 0.00 | \$ 0.38 |
| Odem Road | Bridge replacement | Safety | Pickens County | \$ 61,455.00 | \$ 41,694.40 | \$ 20,874.60 |
| City of Pickens | Parking lot | Safety | Pickens County | \$ 5,517.00 | \$ 5,516.69 | \$ 0.31 |
| City of Clemson | Paving, sidewalks | Safety | City of Pickens | \$ 110,000.00 | \$ 0.00 | \$ 110,000.00 |
| City of Easley | Wimberly Lane | Safety | City of Clemson | \$ 484,595.00 | \$ 484,595.00 | \$ 0.00 |
| Varies | Local paving | Safety | City of Easley | \$ 54,639.00 | \$ 54,639.00 | \$ 0.00 |
| | | | City of Liberty | \$ 34,663.91 | \$ 0.00 | \$ 34,663.91 |
| | Total | | | \$ 750,869.91 | \$ 586,445.09 | \$ 165,539.20 |

Expenditures for Local Paving Projects as a Percentage of Funds Received = 586,445.09 / 1,452,574.02 X 100% = 40.039%


SALUDA COUNTY ANNUAL C FUND REPORT

JULY 01, 2008- JUNE 30, 2009

AUGUST 18, 2009

| | | |
|---|----------------|-----------------|
| <u>INCOME AND EXPENSES</u> | | |
| Balance of Funds as of July 1, 2008----- | | \$ 2,369,532.96 |
| Income: | | |
| Funds Received for Period July 1, 2008 through June 30, 2009 | \$ 951,874.23 | |
| Interest Earned for Period July 1, 2008 through June 30, 2009 | 17,083.06 | |
| Received from Town of Saluda | 5,000.00 | |
| Received from Saluda County Water & Sewer Authority | 32,500.00 | |
| Total Income ----- | | \$ 1,006,457.29 |
| Expenses: | | |
| Administrative expense | \$ 1842.82 | |
| State Projects Expenditures | 733,189.72 | |
| County Projects Expenditures | 1,431,158.98 | |
| Total Expenditures----- | \$2,166,191.52 | |
| Balance of Funds as of June 30, 2009----- | | \$1,209,798.73 |

| | | |
|---|--------------|---------------|
| <u>FUNDING COMMITMENTS</u> | | |
| Local Paving Projects | \$ 749252.06 | |
| State Road Projects | -0- | |
| Total Committed Funds | \$749,252.06 | |
| Total Uncommitted Funds Available for New Projects----- | | \$ 460,546.67 |
| Uncommitted Funds as Percent of Total Income = 46% | | |


CHAIRMAN OF THE SALUDA CTC

LOCAL PAVING PROJECTS - YR. 07/06

2006-2009

| LOCAL ROUTE | PROJECT DESCRIPTION | WORK TYPE | RESPONSIBLE AGENCY | BUDGET | TOTAL EXPENDITURES | CURRENT FY EXPENDITURES | REMAINING BUDGET |
|---------------|--------------------------------|---|--------------------|----------------|--------------------|-------------------------|------------------|
| VARIOUS | SIGNAGE FOR COUNTY ROADS | PURCHASING/FABRICATING/INSTALLING SIGNS | COUNTY | \$109,210.57 | \$99,240.41 | \$5,188.35 | \$22,970.16 |
| C41-338 | SPAIN RD. | PAVING | CTC CONTRACTOR | \$359,000.00 | \$295,231.73 | \$300.00 | \$58,768.27 |
| C41-391 | KESTER ST. WOODHALL RD. | RESURFACING | CTC R & B DEPT. | \$21,000.00 | \$992.50 | \$992.50 | \$20,007.50 |
| VARIOUS | VILLAGE RD. | PAVING | CTC CONTRACTOR | \$138,000.00 | \$794,464.65 | \$172,689.05 | (\$56,464.65) |
| VARIOUS | CALCUM CHLORIDE PROJ. | PAVING | CTC CONTRACTOR | \$105,944.80 | \$82.50 | \$82.50 | \$104,962.30 |
| VARIOUS | COUNTRY POND # 2 | CALCL2 ON ROADS | R8B COUNTY | \$11,741.00 | \$9,679.32 | \$0.00 | \$2,061.68 |
| VARIOUS | CALCUM CHLORIDE PROJ. | PAVING | R8B COUNTY | \$500,250.80 | \$3,054.33 | \$3,054.33 | \$497,196.47 |
| C41-104 & 339 | SALUDA ISLAND RD. | CALCL2 ON ROADS | R8B COUNTY | \$10,111.50 | \$10,111.50 | \$0.00 | \$0.00 |
| C41-304 | DUNCAN RD./SPARROW RD. CONN. | CONSULTANT FEE | CTC CONSULTANT | \$875.00 | \$875.00 | \$875.00 | \$0.00 |
| C41-104 | ROCKY CREEK CIRCLE/ARBOR DR. | PAVING | CTC CONTRACTOR | \$120,000.00 | \$110,861.09 | \$86,504.39 | \$9,136.91 |
| C41-104 | DUNCAN RD. | PAVING | CTC CONTRACTOR | \$408,000.00 | \$412,542.17 | \$410,942.17 | (\$4,542.17) |
| C41-214 | LOCKETT RD. | PAVING | CTC CONTRACTOR | \$425,000.00 | \$464,195.08 | \$463,258.08 | (\$39,196.08) |
| C41-077 | COUNTRY POND RD. | PAVING | CTC CONTRACTOR | \$450,000.00 | \$416,717.41 | \$3,797.50 | \$33,282.59 |
| C41-243 & 462 | HILLSIDE LINDMYRTLE RD. | PAVING | CTC CONTRACTOR | \$125,000.00 | \$115,089.55 | \$462.50 | \$9,910.45 |
| C41-405 | INDIAN CREEK PT. | OVERLAY | CTC CONTRACTOR | \$110,000.00 | \$105,045.65 | \$0.00 | \$4,954.35 |
| VARIOUS | ROCKING 19 ML. RD. | GRAVELLING ROADS | CTC CONTRACTOR | \$40,000.00 | \$35,997.09 | \$0.00 | \$4,932.91 |
| VARIOUS | ROCKING | GRAVELLING ROADS | R8B COUNTY | \$292,945.00 | \$238,535.52 | \$0.00 | \$54,409.48 |
| C41-338 | REIMBURSE COUNTY/GRASS CUTTING | GRASS CUTTING | R8B COUNTY | \$200,000.00 | \$167,971.31 | \$167,971.31 | \$32,028.69 |
| C41-030 | REIMBURSE COUNTY/BETTIS BRIDGE | REPLACING BRIDGE | R8B COUNTY | \$14,143.00 | \$14,143.00 | \$14,143.00 | \$0.00 |
| S41-12 | N. JEFFERSON ST. | DRAINAGE | CTC COUNTY | \$80,000.00 | \$97,256.80 | \$97,256.80 | (\$7,256.80) |
| TOTALS | | | | \$3,516,921.67 | \$2,769,899.61 | \$1,431,159.98 | \$749,252.06 |

EXPENDITURES FOR LOCAL PAVING PROJECTS AS PERCENT OF TOTAL INCOME 143.00%
 MONIES FROM COMPLETED PROJECTS WILL BE FUNNELED BACK INTO ACTIVE MONIES

| LOCAL ROUTE | PROJECT DESCRIPTION | WORK TYPE | RESPONSIBLE AGENCY | BUDGET | EXPENDITURES | CURRENT FY EXPENDITURES | REMAINING BUDGET |
|-------------------|---------------------|----------------|--------------------|----------------|----------------|-------------------------|------------------|
| S41-21 & SC121) | INTERSECTIONS | RECONSTRUCTION | SCDOT | \$ 856,464.72 | \$ 475,000.00 | \$ 384,464.72 | |
| S41-22 & SC 184) | | | | \$ 348,725.00 | \$ 733,189.72 | \$ 733,189.72 | |
| SC38 & SC702) | | | | | | | |
| TOTALS | | | | \$1,205,189.72 | \$1,208,189.72 | \$733,189.72 | \$0.00 |

EXPENDITURES FOR STATE ROAD PROJECTS AS PERCENT OF TOTAL INCOME 73.00%

| ROAD-ROUTE | PROJECT DESCRIPTION | WORK TYPE | RESPONSIBLE AGENCY | CTC PROGRAM MATCH FUNDS COMMITTED | EXPENDITURES | CURRENT FISCAL YR. EXPENDITURES IN EXCESS OF MATCH AMT.* |
|------------|---------------------|-----------|--------------------|-----------------------------------|--------------|--|
| TOTALS | | | | \$ - | \$ - | \$ - |

EXPENDITURES FOR STATE ROAD PROJECTS AND MATCH PROJECTS IN EXCESS OF MATCH AMOUNT AS PERCENT OF TOTAL INCOME 75%
 CTC CHAIRMAN: Robert E. Taylor
 DATE: 8/27/09

Spartanburg

2009 CTC ANNUAL C FUND REPORT
JULY 1, 2008 - JUNE 30, 2009

| <u>INCOME AND EXPENSES</u> | |
|---|--------------|
| Balance of Funds as of July 1, 2008 | \$ 7,301,821 |
| Income: | |
| Funds Received for Period July 1, 2008 through June 30, 2009 | \$ 4,641,864 |
| Interest Earned for Period July 1, 2008 through June 30, 2009 | \$ 110,481 |
| Other Funds Received - Duke Energy & School District | \$ 101,959 |
| Total Income | \$ 4,854,305 |

| | |
|--------------------------------------|--------------|
| Expenses: | |
| Administrative Expenses | \$ 1,437 |
| Local Paving Project Expenditures | \$ 1,810,322 |
| State Road Project Expenditures | \$ 2,091,488 |
| State Road Match Expenditures | \$ 616,690 |
| Total Expenditures | \$ 4,519,938 |
| Balance of Funds as of June 30, 2009 | \$ 7,636,188 |

| <u>FUNDING COMMITMENTS</u> | |
|--|--------------|
| Local Paving Projects | \$ 2,792,640 |
| State Road Projects | \$ 1,817,585 |
| State Road Match Projects | \$ (190,040) |
| Total Committed Funds | \$ 4,420,185 |
| Total Uncommitted Funds Available for New Projects | \$ 3,216,003 |

Uncommitted Funds as Percent of Total Income = 66.3%

Spartanburg

LOCAL PAVING PROJECTS

| LOCAL ROUTE | PROJECT DESCRIPTION | WORK TYPE | RESPONSIBLE AGENCY | BUDGET | TOTAL EXPENDITURES | CURRENT FISCAL YEAR EXPENDITURES | REMAINING BUDGET |
|--------------------|---|----------------|--------------------|-----------------|--------------------|----------------------------------|------------------|
| 07002 2914 | John Martin Road @ North Blackstock Road | Intersection | County | \$ 157,497.46 | \$ 157,497.46 | \$ - | \$ - |
| 07013 City Streets | City of Spartanburg Resurfacing | Resurfacing | City | \$ 259,095.00 | \$ 216,648.79 | \$ - | \$ 42,446.21 |
| 07016 | New Access Southport Access Road | Cut access | Sptbg HA | \$ - | \$ - | \$ - | \$ - |
| 07017 1207 | Dairy Ridge Road Bridge Replacement | Bridge | County | \$ 543,200.00 | \$ 15,650.00 | \$ - | \$ 527,550.00 |
| 07019 Various | Sidewalk repairs for Reidville & Woodruff | Sidewalks | Towns | \$ 50,960.00 | \$ 50,425.00 | \$ - | \$ 535.00 |
| 07020 8207, 2489 | Howard Street Drainage Improvements | Drainage | County | \$ 83,500.00 | \$ 3,340.00 | \$ - | \$ 80,160.00 |
| 08003 525 | Fairforest Road Widening | Widening | County | \$ 293,738.97 | \$ 293,738.97 | \$ 98,493.01 | \$ - |
| 08008 Various | City Resurfacing | Resurfacing | City | \$ 259,095.00 | \$ 215,712.44 | \$ 215,712.44 | \$ 43,382.56 |
| 08015 S-338 | Delegation - Repair Sidewalk Mills Ave. | Sidewalks | City of Inman | \$ 84,280.00 | \$ - | \$ - | \$ 84,280.00 |
| 08019 9195 @ 88: | Intersection Improvements Skyline@ Campobello | Intersection | County | \$ 30,000.00 | \$ - | \$ - | \$ 30,000.00 |
| 08022 585.1 | Brockman-McClimon Rd Bridge | Bridge - Foot | County | \$ 303,000.00 | \$ - | \$ - | \$ 303,000.00 |
| 09001 12382/1165 | Restoration of Glendale Bridge | Traffic | County | \$ 50,000.00 | \$ - | \$ - | \$ 50,000.00 |
| 09008 12210 | Gibbs Road | Pavement Rehab | County | \$ 389,299.85 | \$ 389,299.85 | \$ 389,299.85 | \$ - |
| 09009 Various | Wayfinding Signs for Pacolet | Signs | Town of Pacolet | \$ 19,500.00 | \$ 19,500.00 | \$ 19,500.00 | \$ - |
| 09011 11128 | Zimmerman Road Bridge Replacement | Bridge | County | \$ 140,000.00 | \$ - | \$ - | \$ 140,000.00 |
| 09013 City Streets | Bomar Avenue Realignment | Realignment | City | \$ 202,080.00 | \$ - | \$ - | \$ 202,080.00 |
| 00919 11053 | Overhead Bridge Road | Bridge | County | \$ - | \$ - | \$ - | \$ - |
| 09021 Various | County & Municipal Resurfacing | Resurfacing | County | \$ 1,261,762.00 | \$ 1,005,846.76 | \$ 1,005,846.76 | \$ 255,915.24 |
| 09022 Various | City Resurfacing | Resurfacing | City | \$ 236,708.00 | \$ - | \$ - | \$ 236,708.00 |
| 09023 724 | Shoally Creek Road | Widening | County | \$ 494,553.08 | \$ 62,945.66 | \$ 62,945.66 | \$ 431,607.42 |
| 09025 City Streets | Burnett Drive | Cul-de-sac | City | \$ 14,000.00 | \$ 14,000.00 | \$ 14,000.00 | \$ - |
| 09027 Walkway | Pave walkway over easement | Walkway | Pacolet | \$ 19,500.00 | \$ - | \$ - | \$ 19,500.00 |
| 09028 910 @ 176 | Windmill Hill Road @ US 176 | Intersection | County | \$ 350,000.00 | \$ 4,524.30 | \$ 4,524.30 | \$ 345,475.70 |
| TOTALS | | | | \$ 5,241,769.36 | \$ 2,449,129.23 | \$ 1,810,322.02 | \$ 2,792,640.13 |

EXPENDITURES FOR LOCAL PAVING PROJECTS AS PERCENT OF TOTAL INCOME = 37.3%

Spartanburg

STATE ROAD PROJECTS

| ROAD - ROUTE | PROJECT DESCRIPTION | WORK TYPE | RESPONSIBLE AGENCY | BUDGET | EXPENDITURES | CURRENT FISCAL YEAR EXPENDITURES | REMAINING BUDGET |
|-------------------|--|-------------------------|---------------------|---------------|---------------|----------------------------------|------------------|
| 05002 S-2 | Howard & Franklin Street Intersection | Intersection | City | \$ 100,485.94 | \$ 16,462.29 | \$ 15,976.35 | \$ 84,023.65 |
| 05006 US-176 | St. Andrews Relocation | Intersection | City | \$ 566.93 | \$ 566.93 | \$ - | \$ - |
| 05021 SC-101 | "Welcome" signs in Woodruff | Signs | Woodruff | \$ 15,560.99 | \$ 10,459.70 | \$ - | \$ 5,101.29 |
| 06004 S-1258 | Southport Station Access | Street Relocation | Spitbg HA | \$ 300,000.00 | \$ - | \$ - | \$ 300,000.00 |
| 06006 SC-9 | Beautification at I-85 & Highway 9 Intersection | Beautification | County | \$ 17,400.00 | \$ 6,052.50 | \$ 440.00 | \$ 11,347.50 |
| 06014 SC-296 | Phase II Willis Road Walking/Bike Path | Beautification | County | \$ 72,873.00 | \$ 63,375.05 | \$ 1,768.81 | \$ 9,497.95 |
| 06015 S-62 | Resurfacing Woodruff & Sidewalks in Reidville | Resurfacing & Sidewalks | County & Reidville | \$ 24,234.54 | \$ 24,234.54 | \$ - | \$ - |
| 06016 SC-14 | Sidewalk and Drainage | Sidewalk | SCDOT | \$ 24,336.58 | \$ 24,336.58 | \$ - | \$ - |
| 06020 S-37 | Windmill Road @ Compton Bridge Road | Intersection | County | \$ 263,329.30 | \$ 263,329.30 | \$ 500.00 | \$ - |
| 06021 S-55, S-188 | Peachtree Road @ Bible Church Road | Intersection | County | \$ 290,449.32 | \$ 290,449.32 | \$ 72,561.19 | \$ - |
| 07018 S-494 | Fernwood Drive @ Woodburn Road | Intersection | County | \$ 173,486.82 | \$ 173,486.82 | \$ 121,659.24 | \$ - |
| 07021 US-221 | Sign for Lt. Colonel Howard L. Painter Boulevard | Signs | SCDOT | \$ 500.00 | \$ 500.00 | \$ 500.00 | \$ - |
| 07022 Various | Sidewalk Installation in Pacolet | Sidewalks | Town | \$ 67,965.00 | \$ 1,060.00 | \$ 1,060.00 | \$ 66,905.00 |
| 08001 SC-358 | SC 358 @ Hampton | Intersection | County | \$ 117,140.65 | \$ 117,140.65 | \$ 69,240.94 | \$ - |
| 08006 SC-296 | Rt Turn Lane Reidville Rd @ Shenandoah | Turn Lane | County | \$ 51,888.00 | \$ 51,888.00 | \$ - | \$ - |
| 08010 Various | State Resurfacing | Resurfacing | SCDOT | \$ 709,906.00 | \$ 709,906.00 | \$ 709,906.00 | \$ - |
| 08011 SC 14 | Highway 14 Project | Resurface Bridge | SCDOT | \$ 87,139.20 | \$ 87,139.20 | \$ 16,513.00 | \$ - |
| 08012 S-817 @ US | Cherry Hill Rd & Old Converse Rd | Intersection | County | \$ 448,577.62 | \$ 320,975.26 | \$ 275,347.98 | \$ 127,602.36 |
| 08013 1934 | Zion Hill Rd @ US 29 Intersection Improvement | Intersection | County | \$ 283,244.68 | \$ 171,754.65 | \$ 171,754.65 | \$ 111,490.03 |
| 08014 S-110 | Delegation - Town of Cowpens | Signs, Poles, Hardware | Town of Cowpens | \$ 19,500.00 | \$ 16,479.33 | \$ 2,801.09 | \$ 3,020.67 |
| 08016 S-476 | Delegation - Repair Sidewalks on Bomar Ave | Sidewalks | City of Spartanburg | \$ - | \$ - | \$ - | \$ - |
| 08017 SC-101 | Delegation - City of Woodruff | Sidewalks | Woodruff | \$ 33,460.00 | \$ - | \$ - | \$ 33,460.00 |
| 08018 SC-290 | Delegation - Sidewalks on N & S Main St - Duncan | Sidewalks | Town of Duncan | \$ 50,720.00 | \$ 45,134.61 | \$ 6,440.59 | \$ 5,585.39 |
| 08021 S-62 | Sidewalks Town of Reidville | Sidewalks | Town of Reidville | \$ 20,000.00 | \$ 4,318.95 | \$ - | \$ 15,681.05 |
| 09002 SC 9 | Lake Bowen Dam Road @ SC 9 | Intersection | County | \$ 68,057.86 | \$ 68,057.86 | \$ 68,057.86 | \$ - |
| 09003 SC 129 | Sgt. Shawn F. Hill Memorial Hwy Sign | Sign | SCDOT | \$ 500.00 | \$ 500.00 | \$ 500.00 | \$ - |
| 09004 SC 215 | L. E. Gable Memorial Highway | Sign | SCDOT | \$ 500.00 | \$ 500.00 | \$ 500.00 | \$ - |
| 09005 SC 215 | M. D. Putnam Bridge | Sign | SCDOT | \$ 500.00 | \$ 500.00 | \$ 500.00 | \$ - |
| 09007 S 103 | Sidewalk - East Union Street Chesnee | Sidewalk | County | \$ 42,000.00 | \$ - | \$ - | \$ 42,000.00 |
| 09012 1736 | Sidewalks on N. Randolph Ave in Landrum | Sidewalks | Landrum | \$ 50,000.00 | \$ - | \$ - | \$ 50,000.00 |
| 09014 US 29 | Turn Lanes on US 29 into Kent Street | Turn Lane | County | \$ 38,111.82 | \$ 38,111.82 | \$ 38,111.82 | \$ - |
| 09015 S 529 | Repair Sidewalks - Lawrence St & Meadow | Sidewalks | Lyman | \$ 50,720.00 | \$ - | \$ - | \$ 50,720.00 |
| 09016 S 338 | Mill & Re-asphalt Mill Street | Resurface | Inman | \$ 50,840.00 | \$ - | \$ - | \$ 50,840.00 |
| 09017 S 62 | Streetscape on Main St. in Reidville | Streetscape | Reidville | \$ 22,500.00 | \$ - | \$ - | \$ 22,500.00 |
| 09018 S 659 & S 3 | Gossett Rd @ Cannons Campground Intersection | Intersection | County | \$ 505,000.00 | \$ - | \$ - | \$ 505,000.00 |

Spartanburg

| | | | | | | | | |
|---------------|-------|-------------------------------------|-------------|----------|------------------------|------------------------|------------------------|------------------------|
| 09020 | S 216 | Archibald Road | Resurface | SCDOT | \$ 709,906.00 | \$ 517,348.95 | \$ 517,348.95 | \$ 192,557.05 |
| 09024 | SC221 | Sidewalks on Main Street - Woodruff | Sidewalk | Woodruff | \$ 28,460.00 | \$ - | \$ - | \$ 28,460.00 |
| 09026 | US 29 | Streetscape in Cowpens | Streetscape | Cowpens | \$ 101,793.00 | \$ - | \$ - | \$ 101,793.00 |
| TOTALS | | | | | \$ 4,841,653.25 | \$ 3,024,068.31 | \$ 2,091,488.47 | \$ 1,817,584.94 |

STATE ROAD MATCH PROJECTS

| ROAD - ROUTE | PROJECT DESCRIPTION | WORK TYPE | RESPONSIBLE AGENCY | CTC PROGRAM MATCH FUNDS COMMITTED | EXPENDITURES | CURRENT FISCAL YEAR EXPENDITURES | REMAINING BUDGET | CURRENT FISCAL YEAR EXPENDITURES IN EXCESS OF MATCH AMOUNT* |
|---------------|--|--------------|--------------------|-----------------------------------|------------------------|----------------------------------|----------------------|---|
| 02008 | SC-9, S-42, Intersection Improvement Match Program | Intersection | County | \$ 1,641,620.71 | \$ 1,352,970.51 | \$ - | \$ 288,650.20 | \$ - |
| 03011 | S-62, SC-9, SIMP | Intersection | County | \$ 989,287.20 | \$ 907,239.44 | \$ - | \$ 82,047.76 | \$ - |
| 05013 | SC-357, SC SIMP 05 State Match Program | Intersection | County | \$ 852,385.93 | \$ 1,561,459.16 | \$ - | \$ (709,073.23) | \$ - |
| 07012 | S-41 Resurfacing & SMP 08 Match Program | Resurfacing | SCDOT | \$ 709,906.00 | \$ 576,983.25 | \$ 356,102.49 | \$ 132,922.75 | \$ - |
| 09010 | Various 2009 State Match Resurfacing Program | Resurfacing | County | \$ 276,000.00 | \$ 260,587.70 | \$ 260,587.70 | \$ 15,412.30 | \$ - |
| TOTALS | | | | | \$ 4,469,199.84 | \$ 4,659,240.06 | \$ 616,690.19 | \$ (190,040.22) |

EXPENDITURES FOR STATE ROAD PROJECTS AND MATCH PROJECTS IN EXCESS OF MATCH AMOUNT AS PERCENT OF TOTAL INCOME = 43.1%

* Note: For match programs only CTC expenditures in excess of match amounts may be applied towards meeting the 25% requirement for expenditure on the state highway system

CTC Chairman: 

Date: 10/13/09

Sumter County
08-09 CTC Funds

| LOCAL PAVING PROJECTS | | | | | | |
|------------------------------|---|-------------|--|------------------------|----------------------|----------------------|
| LOCAL ROUTE | PROJECT DESCRIPTION | WORK TYPE | RESPONSIBLE AGENCY | BUDGET | TOTAL EXPENDITURES | REMAINING BUDGET |
| | Pierce Subdivision | Engineering | County | \$ 40,235.00 | \$ 40,235.00 | \$ - |
| | Squaw Valley/Orchard Heights Subdivisions | Engineering | County | \$ 44,247.38 | \$ 44,247.38 | \$ - |
| | Squaw Valley/Orchard Heights Subdivisions | Paving | County | \$ 1,059,800.00 | \$ 486,800.00 | \$ 573,000.00 |
| | Arbutus Ct, Rollinghill Lane, Crabapple Ct, Radcliff Dr, Beaufain Dr, Baldpate Ct, Mallard Dr, Mallard Roost, Pirtall Dr, Muscovy Trail, Idlelake Ct | Resurface | City of Sumter | \$ 261,279.90 | \$ 261,279.90 | \$ - |
| | TOTALS FOR LOCAL PAVING PROJECTS | | | \$ 1,405,562.28 | \$ 832,562.28 | \$ 573,000.00 |
| | EXPENDITURES FOR LOCAL PAVING PROJECTS AS PERCENT OF TOTAL INCOME = | 52.32% | | | | |
| STATE ROAD PROJECTS | | | | | | |
| ROAD ROUTE | PROJECT DESCRIPTION | WORK TYPE | RESPONSIBLE AGENCY | BUDGET | TOTAL EXPENDITURES | REMAINING BUDGET |
| | 9/08 SMP 09 - RESURF HAUSER ST (S-114), GRIFFIN LN (S-749), TOXAWAY DR (S-963), SIERRA DR (S-964), FONTANA DR (S-965), VILLAGE CT (S-967), ALPINE ST (S-1232), COOK ST (S-593), BEN ST (S-1298), QUEEN ST (S-1300), WHITES MILL RD (S-325) (38009) (FILE 43.170901) | Resurface | SCDOT | \$ 172,415.00 | \$ 172,415.00 | \$ - |
| | 9/08 RESURF - CEDARWOOD CIRCLE (S-966) & NORTH ST (S-1299) (38061) | Resurface | SCDOT | \$ 33,073.58 | \$ 33,073.58 | \$ - |
| | 11/08 RESURF S-227 (OAKLAND AVE), S-451 (MORNINGSIDE DR), S-574 (LEMMON ST), S-614 (GREEN ST), S-775 (LARKIN ST) & S-1923 (WILDWOOD AVE) (38193) | Resurface | SCDOT | \$ 350,000.00 | \$ 350,000.00 | \$ - |
| | Programmed by county for resurfacing: Ridgehill (S-1178), Twin Lakes (S- 1176), Beckridge (S-910), Orvis (S-1393), Orvis Ct (S-1394) | Resurface | SCDOT | \$ 159,073.37 | \$ - | \$ 159,073.37 |
| | Programmed for resurfacing(Matching State Funds): Coachwood (S-1286), Sandlyrace (S-1287), Candlewood (S-1235), Whisperwood (S-1233), Coldstream (S-1285), Yosemite (S-975), Yellowstone (S-1199), Sequoia (S-974), Sandhill (S-1288), Redstone (S-11289, Longwood (S-1290), Sun Valley (S- 1215), Shoreland (S-1180), Edisto (S-1179) | Resurface | SCDOT Roads/Resurfaced by County | \$ 295,719.00 | \$ - | \$ 295,719.00 |
| | | | | \$ 1,010,280.95 | \$ 555,488.58 | \$ 454,792.37 |

York County Annual C Fund Report

July 1, 2008 - June 30, 2009

Report Date = September 24, 2009

INCOME AND EXPENSES

| | | |
|---|----------------|-----------------------|
| Balance of Funds as of July 1, 2008 | | \$10,547,347.27 |
| Income: | | |
| Funds Received for Period July 1, 2008 through June 30, 2009 | \$4,002,015.36 | |
| Other (anticipated reimbursement for South Pointe Trail CMAQ project) | -\$372,081.60 | |
| Interest Earned for Period July 1, 2008 through June 30, 2009 | \$120,634.36 | |
| Total Income | | <u>\$3,750,568.12</u> |

Expenses:

| | | |
|--------------------------------------|----------------|------------------------|
| Administrative Expenses | \$0.00 | |
| Local Road Project Expenditures | \$857,886.18 | |
| State Road Project Expenditures | \$2,776,749.30 | |
| State Road Match Expenditures | \$492,144.98 | |
| Total Expenditures | | <u>\$4,126,780.46</u> |
| Balance of Funds as of June 30, 2009 | | <u>\$10,171,134.93</u> |

FUNDING COMMITMENTS

| | | |
|--|----------------|-----------------------|
| Local Paving Projects | \$2,328,024.60 | |
| State Road Projects | \$2,913,250.30 | |
| State Road Match Projects | \$0.00 | |
| Total Committed Funds | | <u>\$5,241,274.90</u> |
| Total Uncommitted Funds Available for New Projects | | <u>\$4,929,860.03</u> |

LOCAL PAVING PROJECTS

| Local Route | Approval Year | Project Description | Work Type | Responsible Agency | Budget | Total Expenditures | Current Fiscal Year Expenditures | Remaining Budget |
|-------------|---------------|--|--------------------------------------|--------------------|---------------|--------------------|----------------------------------|------------------|
| | 2007-2008 | Winward Drive, Molokai Ext. | Resurface | City of Tege Cay | \$ 120,111.00 | \$ 102,190.00 | \$ 102,190.00 | \$ 17,921.00 |
| | 2008-2009 | Grading for sidewalk in Town of Sharon | Sidewalk | York County | \$ 6,925.00 | \$ 6,925.00 | \$ 6,925.00 | \$ - |
| | 2008-2009 | Paving of parking area at Hickory Grove | Paving | York County | \$ 26,427.00 | \$ 25,804.44 | \$ 25,804.44 | \$ 622.56 |
| | 2008-2009 | Magistrate Office | | | | | | |
| | | Construction of handicap ramps in various locations, Raven Drive, Hummingbird Lane, Mallard Drive, Colony Road, Hartford Court, Sparrow Drive, Greenbriar Circle, Evergreen Circle, Willowbrook Avenue, Sylvia Circle, Emerson Road, construction of asphalt trail parallel to Church Street (S-350) | Sidewalk, Asphalt Trail, Resurfacing | City of Rock Hill | \$ 524,817.00 | \$ 643,265.85 | \$ 643,265.85 | \$ (118,448.85) |
| | 2007-2008 | Paving of Pratt Street and Trouble Street in the Town of Sharon | Paving | York County | \$ 85,000.00 | \$ 79,700.89 | \$ 79,700.89 | \$ 5,299.11 |
| | 2005-2006 | | | | | | | |
| | | TOTALS | | | \$ 763,280.00 | \$ 857,886.18 | \$ 857,886.18 | \$ (94,606.18) |
| | | EXPENDITURES FOR LOCAL PAVING PROJECTS AS PERCENT OF TOTAL INCOME = | | | | 27.9% | | |

STATE ROAD PROJECTS

| Road-Route | Approval Year | Project Description | Work Type | Responsible Agency | Budget | Total Expenditures | Current Fiscal Year Expenditures | Remaining Budget |
|--------------------|---------------|--|----------------------|--------------------|-----------------|--------------------|----------------------------------|------------------|
| S-322 | 2009 | Dedication sign to name S. Cherry Rd. | Sign | SCDOT | \$ 500.00 | \$ 500.00 | \$ 500.00 | \$ - |
| S-72 | 2009 | Sidewalk at Saluda Trail School | Sidewalk | SCDOT | \$ 21,000.00 | \$ 21,000.00 | \$ 21,000.00 | \$ - |
| S-122 | 2008 | 2008-2009 C-Fund Project; S-100, S-1442, S-453, S-924, S-152, S-310, S-518, S-568, S-823, S-109, S-1579, S-4270, S-1503 | Resurfacing | SCDOT | \$ 1,088,561.00 | \$ 1,088,561.00 | \$ 1,088,561.00 | \$ - |
| | 2008 | Construction of turn lanes at Fresenius Site on Dave Lyle Blvd. | Turn Lanes | City of Rock Hill | \$ 150,000.00 | \$ 150,000.00 | \$ 150,000.00 | \$ - |
| S-274 | 2007-2008 | S-872, S-807, S-1012, S-243, S-147, S-612, S-695, S-524, S-390, S-527, S-1116, S-5 Turn lanes at intersection of Highway 274 and Daimler Boulevard | Resurfacing | City of Rock Hill | \$ 626,879.00 | \$ 527,771.31 | \$ 527,771.31 | \$ 99,107.69 |
| S-557 | 2007-2008 | Resurfacing of Fewell Road | Turn Lanes | York County | \$ 400,000.00 | \$ 64,431.69 | \$ 64,431.69 | \$ 335,568.31 |
| | 2007-2008 | L-641/S-641, S-463, S-1451 | Resurfacing | SCDOT | \$ 75,000.00 | \$ 75,000.00 | \$ 75,000.00 | \$ - |
| S-658, S-160, S-98 | 2008 | Air Quality Analysis for 2008 RFATS CMAQ Grant projects | Resurfacing | SCDOT | \$ 293,753.60 | \$ 653,267.40 | \$ 653,267.40 | \$ (359,513.80) |
| S-593 | 2007 | Construction of crosswalks at intersection with University Drive | Air Quality Analysis | York County | \$ 6,000.00 | \$ 8,100.00 | \$ 8,100.00 | \$ (2,100.00) |
| S-49 and S-54 | 2007 | Traffic signal installation at intersection | Crosswalks | York County | \$ 3,100.50 | \$ 2,657.83 | \$ 2,657.83 | \$ 442.67 |
| | 2005 | Construction of asphalt trail in vicinity of Rock Hill/York County Airport and SC 161 | Traffic Signal | York County | \$ 47,606.00 | \$ 47,606.00 | \$ 47,606.00 | \$ - |
| | | TOTALS | | | \$ 2,742,400.10 | \$ 2,776,749.30 | \$ 2,776,749.30 | \$ (34,349.20) |

STATE ROAD MATCH PROJECTS

| Road-Route | Project Description | Work Type | Responsible Agency | Budget | Expenditures | Current Fiscal Year Expenditures | Remaining Budget |
|------------|--|-------------|--------------------|---------------|---------------|----------------------------------|------------------|
| 2007-2008 | SMP 09 Project: S-219, S-322, S-377, S-386, S-734, S-804, S-806, S-891, S-1051, S-1221, S-1257 | Resurfacing | SCDOT | \$ 576,074.00 | \$ 492,144.98 | \$ 492,144.98 | \$ 83,929.02 |
| | TOTALS | | | \$ 576,074.00 | \$ 492,144.98 | \$ 492,144.98 | \$ 83,929.02 |

EXPENDITURES FOR STATE ROAD PROJECTS AND MATCH PROJECTS IN EXCESS OF MATCH AMOUNT AS PERCENT OF TOTAL INCOME = 87.2%

CTC CHAIRMAN

DATE:

[Signature]
November 19, 2009