

Electronic Supplementary Information (ESI)

Laser-structured Janus wire mesh for efficient oil-water separation

Yu-Qing Liu,^a Dong-Dong Han,^a Zhi-Zhen Jiao,^a Yan Liu,^b Hao-Bo Jiang,^b Xuan-Hang Wu,^a Hong Ding,
Yong-Lai Zhang^{a,*} and Hong-Bo Sun^a

^a State Key Laboratory on Integrated Optoelectronics, College of Electronic Science and Engineering, Jilin University, 2699 Qianjin Street, Changchun 130012, China.

^b Key Laboratory of Bionic Engineering (Ministry of Education), Jilin University, Changchun, 130022, China.

^c State Key Laboratory of Inorganic Synthesis and Preparative Chemistry, College of Chemistry, Jilin University, Changchun, 130012, China

* Email: yonglaizhang@jlu.edu.cn




Fig. S1 SEM image of pristine Cu wire mesh.




Fig. S2 Photograph of laser treated wire mesh.

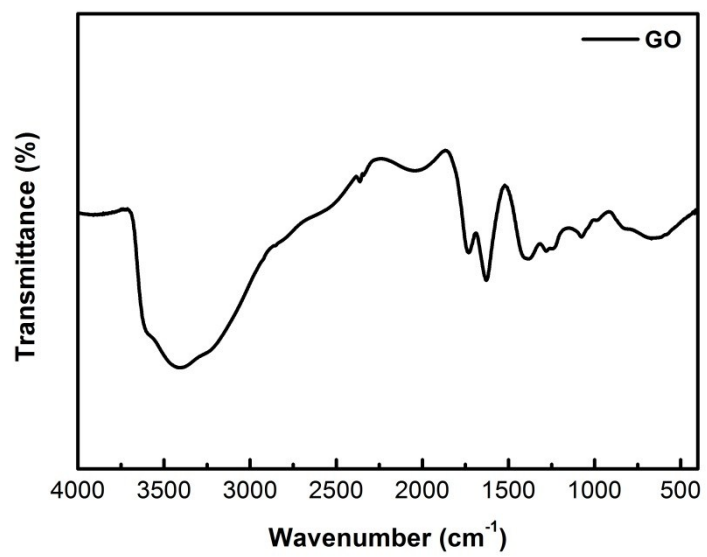


Fig. S3 IR spectrum of GO.




Fig. S4 Separation of water/trichloromethane, methylbenzene/water and *n*-heptane/water mixtures.

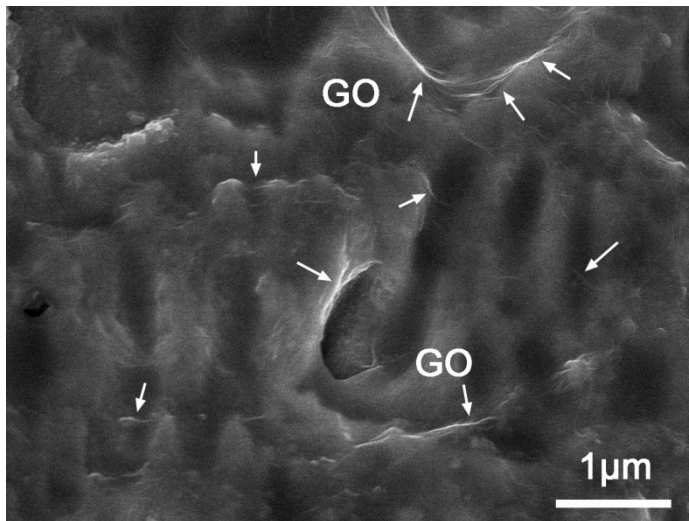


Fig. S5 SEM image of the GO side of the Janus mesh after oil/water separation experiments.