



Department
of the
Treasury

Internal
Revenue
Service

Publication 535
Cat. No. 15065Z

Business Expenses

For use in preparing
2022 Returns



Get forms and other information faster and easier at:

- [IRS.gov](https://www.irs.gov) (English)
- [IRS.gov/Korean](https://www.irs.gov/korean) (한국어)
- [IRS.gov/Spanish](https://www.irs.gov/spanish) (Español)
- [IRS.gov/Russian](https://www.irs.gov/russian) (Русский)
- [IRS.gov/Chinese](https://www.irs.gov/chinese) (中文)
- [IRS.gov/Vietnamese](https://www.irs.gov/vietnamese) (Tiếng Việt)

Contents

Introduction	1
What's New for 2022	2
What's New for 2023	2
Reminders	2
Chapter 1. Deducting Business Expenses	3
Chapter 2. Employees' Pay	8
Chapter 3. Rent Expense	11
Chapter 4. Interest	13
Chapter 5. Taxes	18
Chapter 6. Insurance	21
Chapter 7. Costs You Can Deduct or Capitalize	25
Chapter 8. Amortization	29
Chapter 9. Depletion	36
Chapter 10. Business Bad Debts	41
Chapter 11. Other Expenses	43
Chapter 12. How To Get Tax Help	50
The Taxpayer Advocate Service (TAS) Is Here To Help You	54
Index	56

Introduction

This publication discusses common business expenses and explains what is and is not deductible. The general rules for deducting business expenses are discussed in the opening chapter. The chapters that follow cover specific expenses and list other publications and forms you may need.

Note. Section references within this publication are to the Internal Revenue Code and regulation references are to the Income Tax Regulations under the Code.

Comments and suggestions. We welcome your comments about this publication and your suggestions for future editions.

You can send us comments through [IRS.gov/FormComments](https://www.irs.gov/FormComments). Or you can write to the Internal Revenue Service, Tax Forms and Publications, 1111 Constitution Ave. NW, IR-6526, Washington, DC 20224.

Although we cannot respond individually to each comment received, we do appreciate your feedback and will consider your comments and suggestions as we revise our tax forms, instructions, and publications. **Don't** send tax questions, tax returns, or payments to the above address.

Getting answers to your tax questions. If you have a tax question not answered by this

publication or the [How To Get Tax Help](#) section at the end of this publication, go to the IRS Interactive Tax Assistant page at [IRS.gov/Help/ITA](#) where you can find topics by using the search feature or viewing the categories listed.

Getting tax forms, instructions, and publications. Go to [IRS.gov/Forms](#) to download current and prior-year forms, instructions, and publications.

Ordering tax forms, instructions, and publications. Go to [IRS.gov/OrderForms](#) to order current forms, instructions, and publications; call 800-829-3676 to order prior-year forms and instructions. The IRS will process your order for forms and publications as soon as possible. **Don't** resubmit requests you've already sent us. You can get forms and publications faster online.

Future Developments

For the latest information about developments related to Pub. 535, such as legislation enacted after it was published, go to [IRS.gov/Pub535](#).

What's New for 2022

The following items highlight some changes in the tax law for 2022.

Form 1099-K reporting transition period. The transition period described in [Notice 2023-10](#) delays the reporting of transactions in excess of \$600 to transactions that occur after calendar year 2022. The transition period is intended to facilitate an orderly transition for TPSO tax compliance, as well as individual payee compliance with income tax reporting. A participating payee, in the case of a third-party network transaction, is any person who accepts payment from a third-party settlement organization for a business transaction.

The COVID-19 related credit for qualified sick and family leave wages is limited to leave taken after March 31, 2020, and before October 1, 2021. Generally, the credit for qualified sick and family leave wages, as enacted under the Families First Coronavirus Response Act (FFCRA) and amended and extended by the COVID-related Tax Relief Act of 2020, for leave taken after March 31, 2020, and before April 1, 2021, and the credit for qualified sick and family leave wages under sections 3131, 3132, and 3133 of the Internal Revenue Code, as enacted under the American Rescue Plan Act of 2021 (the ARP), for leave taken after March 31, 2021, and before October 1, 2021, have expired. However, employers that pay qualified sick and family leave wages in 2022 for leave taken after March 31, 2020, and before October 1, 2021, are eligible to claim a credit for qualified sick and family leave wages in 2022. For more information, see [chapter 2](#).

The COVID-19 related employee retention credit has expired. The employee retention credit enacted under the Coronavirus Aid, Relief, and Economic Security (CARES) Act and amended and extended by the Taxpayer Certainty and Disaster Tax Relief Act of 2020 was limited to qualified wages paid after March 12,

2020, and before July 1, 2021. The employee retention credit under section 3134 of the Internal Revenue Code, as enacted by the ARP and amended by the Infrastructure Investment and Jobs Act, was limited to wages paid after June 30, 2021, and before October 1, 2021, unless the employer was a recovery startup business. An employer that was a recovery startup business could also claim the employee retention credit for wages paid after September 30, 2021, and before January 1, 2022. For more information, see [chapter 2](#).

Credit for COBRA premium assistance payments is limited to periods of coverage beginning on or after April 1, 2021, through periods of coverage beginning on or before September 30, 2021. Section 9501 of the ARP provides for COBRA premium assistance in the form of a full reduction in the premium otherwise payable by certain individuals and their families who elect COBRA continuation coverage due to a loss of coverage as the result of a reduction in hours or an involuntary termination of employment (assistance eligible individuals). This COBRA premium assistance is available for periods of coverage beginning on or after April 1, 2021, through periods of coverage beginning on or before September 30, 2021. For more information, see [chapter 2](#).

Advance payment of COVID-19 credits extended. You may no longer request an advance payment of any credit on Form 7200, Advance Payment of Employer Credits Due to COVID-19. For more information, see [chapter 2](#).

Research and experimental costs. Beginning January 1, 2022, research and experimental expenditures, generally, have to be amortized over a 5-year period. A business cannot elect to deduct their total research expenses in the current year. For more information, see [chapter 7](#).

Amortization of research and experimental expenditures. Specified research or experimental costs paid or incurred in tax years beginning after 2021 must be capitalized and amortized ratably over a 5-year period (15-year period for any expenditures related to foreign research). For more information, see [chapter 8](#).

Corporate alternative minimum tax reinstated in 2023. P.L. 117-169, dated August 16, 2022, amended section 55 to impose a corporate alternative minimum tax. The amendment applies to tax years beginning after 2022. For more information, see [chapter 9](#).

Excise tax on Black Lung Benefits now permanent. P.L. 117-169 also amended section 4121 to eliminate the reduction in tax on coal from mines located in the United States sold by the producer. The amendment applies to sales in calendar quarters beginning after August 17, 2022. For more information, see [chapter 9](#).

Standard mileage rate. For tax year 2022, the standard mileage rate for [the cost of operating your car](#), van, pickup, or panel truck for each mile of business use is:

- 58.5 cents per mile from January 1, 2022, through June 30, 2022; and
- 62.5 cents per mile from July 1, 2022, through December 31, 2022.

For more information, see [chapter 11](#).

What's New for 2023

The following item highlights a change in the tax law for 2023.

Most current standard mileage rate. For the most current standard mileage rates, go to [IRS.gov/Tax-Professionals/Standard-Mileage-Rates](#).

The following item highlights a change regarding this publication.

Final revision. Pub. 535 will no longer be revised and published. The 2022 edition will be the final revision available.

Reminders

The following reminders and other items may help you file your tax return.

IRS e-file (Electronic Filing)



You can file your tax returns electronically using an IRS *e-file* option. The benefits of IRS *e-file* include faster refunds, increased accuracy, and acknowledgment of IRS receipt of your return. You can use one of the following IRS *e-file* options.

- Use an authorized IRS *e-file* provider.
- Use a personal computer.
- Visit a Volunteer Income Tax Assistance (VITA) or Tax Counseling for the Elderly (TCE) site.

For details on these fast filing methods, see your income tax package.

Form 1099-MISC. File Form 1099-MISC, Miscellaneous Income, for each person to whom you have paid during the year in the course of your trade or business at least \$600 in rents, prizes and awards, other income payments, medical and health care payments, and crop insurance proceeds. See the Instructions for Forms 1099-MISC and 1099-NEC for more information and additional reporting requirements.

Form 1099-NEC. File Form 1099-NEC, Non-employee Compensation, for each person to whom you have paid during the year in the course of your trade or business at least \$600 in services (including parts and materials), who is not your employee. See the Instructions for Forms 1099-MISC and 1099-NEC for more information and additional reporting requirements.

Gig Economy Tax Center. The IRS Gig Economy Tax Center on [IRS.gov](#) can help people in this growing area meet their tax obligations through more streamlined information.

The gig economy is also known as the sharing, on-demand, or access economy. It usually includes businesses that operate an app or website to connect people to provide services to customers. While there are many types of gig economy businesses, ride-sharing and home rentals are two of the most popular.

The Gig Economy Tax Center streamlines various resources, making it easier for taxpayers to find information about the tax implications for the companies that provide the services and the individuals who perform them. It offers tips and resources on a variety of topics including:

- Filing requirements;
- Making quarterly estimated income tax payments;
- Paying self-employment taxes;
- Paying FICA, Medicare, and Additional Medicare taxes;
- Deductible business expenses; and
- Special rules for reporting vacation home rentals.

For more information, go to the [Gig Economy Tax Center](http://GigEconomyTaxCenter.irs.gov/Gig) at IRS.gov/Gig.

Photographs of missing children. The Internal Revenue Service is a proud partner with the [National Center for Missing & Exploited Children® \(NCMEC\)](http://NationalCenterforMissingandExploitedChildren.org). Photographs of missing children selected by the Center may appear in this publication on pages that would otherwise be blank. You can help bring these children home by looking at the photographs and calling 1-800-THE-LOST (1-800-843-5678) (24 hours a day, 7 days a week) if you recognize a child.

Preventing slavery and human trafficking. Human trafficking is a form of modern-day slavery, and involves the use of force, fraud, or coercion to exploit human beings for some type of labor or commercial sex purpose. The United States is a source, transit, and destination country for men, women, and children, both U.S. citizens and foreign nationals, who are subjected to the injustices of slavery and human trafficking, including forced labor, debt bondage, involuntary servitude, “mail-order” marriages, and sex trafficking. Trafficking in persons can occur in both lawful and illicit industries or markets, including in hotel services, hospitality, agriculture, manufacturing, janitorial services, construction, health and elder care, domestic service, brothels, massage parlors, and street prostitution, among others.

The [President's Interagency Task Force to Monitor and Combat Trafficking in Persons \(PITF\)](http://President'sInteragencyTaskForceToMonitorandCombatTraffickinginPersons(PITF)) brings together federal departments and agencies to ensure a whole-of-government approach that addresses all aspects of human trafficking. Online resources for recognizing and reporting trafficking activities, and assisting victims include the Department of Homeland Security (DHS) Blue Campaign at DHS.gov/blue-campaign, the Department of State Office to Monitor and Combat Trafficking in Persons at State.gov/jtip, and the National Human Trafficking Resource Center (NHTRC) at humantraffickinghotline.org. DHS is responsible for investigating human trafficking, arresting traffickers, and protecting victims. DHS also provides [immigration relief](http://immigrationrelief) to non-U.S. citizen victims of human trafficking. DHS uses a [victim-centered approach](http://victim-centeredapproach) to combating human trafficking, which places equal value on identifying and stabilizing victims and on investigating and prosecuting traffickers. Victims are crucial to investigations and prosecutions; each case and every conviction changes lives. DHS understands how difficult it can be for victims to come forward and work with law enforcement due to their trauma. DHS is committed to helping victims feel stable, safe, and secure.

To report suspected human trafficking, call the DHS domestic 24-hour toll-free number at 866-DHS-2-ICE (866-347-2423) or 802-872-6199 (non-toll-free international). For help from the NHTRC, call the National Human Trafficking Hotline toll free at 888-373-7888 or text HELP or INFO to BeFree (233733).

The U.S. Department of the Treasury's Financial Crimes Enforcement Network (FinCEN) has issued a public advisory to financial institutions that contains red flag indicators for potential suspicious financial activity associated with human trafficking. If warranted, financial institutions should file a Suspicious Activity Report (FinCEN 112) with FinCEN to report these activities. For more information, go to Fincen.gov/Sites/default/files/advisory/FIN-2014-A008.pdf.

- 925** Passive Activity and At-Risk Rules
- 936** Home Mortgage Interest Deduction
- 946** How To Depreciate Property

Form (and Instructions)

- Schedule A (Form 1040)** Itemized Deductions
- 5213** Election To Postpone Determination as To Whether the Presumption Applies That an Activity Is Engaged in for Profit

See [chapter 12](http://chapter12) for information about getting publications and forms.

What Can I Deduct?

To be deductible, a business expense must be both ordinary and necessary. An ordinary expense is one that is common and accepted in your industry. A necessary expense is one that is helpful and appropriate for your trade or business. An expense does not have to be indispensable to be considered necessary.

Even though an expense may be ordinary and necessary, you may not be allowed to deduct the expense in the year you paid or incurred it. In some cases, you may not be allowed to deduct the expense at all. Therefore, it is important to distinguish usual business expenses from expenses that include the following.

- The expenses used to figure cost of goods sold.
- Capital expenses.
- Personal expenses.

Cost of Goods Sold

If your business manufactures products or purchases them for resale, you must generally value inventory at the beginning and end of each tax year to determine your cost of goods sold. Some of your business expenses may be included in figuring cost of goods sold. Cost of goods sold is deducted from your gross receipts to figure your gross profit for the year. If you include an expense in the cost of goods sold, you cannot deduct it again as a business expense.

The following are types of expenses that go into figuring cost of goods sold.

- The cost of products or raw materials, including freight.
- Storage.
- Direct labor (including contributions to pension or annuity plans) for workers who produce the products.
- Factory overhead.

Under the uniform capitalization rules, you must capitalize the direct costs and part of the indirect costs for certain production or resale activities. Indirect costs include rent, interest, taxes, storage, purchasing, processing, repackaging, handling, and administrative costs.

This rule does not apply to small business taxpayers. You qualify as a small business taxpayer if you (a) have average annual gross

1.

Deducting Business Expenses

Introduction

This chapter covers the general rules for deducting business expenses. Business expenses are the costs of carrying on a trade or business, and they are usually deductible if the business is operated to make a profit.

Topics

This chapter discusses:

- What you can deduct
- How much you can deduct
- When you can deduct
- Not-for-profit activities

Useful Items

You may want to see:

Publication

- 334** Tax Guide for Small Business
- 463** Travel, Gift, and Car Expenses
- 525** Taxable and Nontaxable Income
- 529** Miscellaneous Deductions
- 536** Net Operating Losses (NOLs) for Individuals, Estates, and Trusts
- 538** Accounting Periods and Methods
- 542** Corporations
- 547** Casualties, Disasters, and Thefts
- 583** Starting a Business and Keeping Records
- 587** Business Use of Your Home

receipts of \$27 million or less for the 3 prior tax years, and (b) are not a tax shelter (as defined in section 448(d)(3)). If your business has not been in existence for all of the 3-tax-year period used in figuring average gross receipts, base your average on the period it has existed, and if your business has a predecessor entity, include the gross receipts of the predecessor entity from the 3-tax-year period when figuring average gross receipts. If your business (or predecessor entity) had short tax years for any of the 3-tax-year period, annualize your business' gross receipts for the short tax years that are part of the 3-tax-year period. See Pub. 538 for more information.

For more information, see the following sources.

- Cost of goods sold—chapter 6 of Pub. 334.
- Inventories—Pub. 538.
- Uniform capitalization rules—Pub. 538 and section 263A and the related regulations.

Capital Expenses

You must capitalize, rather than deduct, some costs. These costs are a part of your investment in your business and are called “capital expenses.” Capital expenses are considered assets in your business. In general, you capitalize three types of costs.

- Business startup costs (see *Tip* below).
- Business assets.
- Improvements.



You can elect to deduct or amortize certain business startup costs. See chapters 7 and 8.

Cost recovery. Although you generally cannot take a current deduction for a capital expense, you may be able to recover the amount you spend through depreciation, amortization, or depletion. These recovery methods allow you to deduct part of your cost each year. In this way, you are able to recover your capital expense. See [Amortization](#) (chapter 8) and [Depletion](#) (chapter 9) in this publication. A taxpayer can elect to deduct a portion of the costs of certain depreciable property as a section 179 deduction. A greater portion of these costs can be deducted if the property is qualified disaster assistance property. See Pub. 946 for details.

Going Into Business

The costs of getting started in business, before you actually begin business operations, are capital expenses. These costs may include expenses for advertising, travel, or wages for training employees.

If you go into business. When you go into business, treat all costs you had to get your business started as capital expenses.

Usually, you recover costs for a particular asset through depreciation. Generally, you cannot recover other costs until you sell the business or otherwise go out of business. However, you can choose to amortize certain costs for setting up your business. See [Starting a Business](#) in [chapter 8](#) for more information on business startup costs.

If your attempt to go into business is unsuccessful. If you are an individual and your attempt to go into business is not successful, the expenses you had in trying to establish yourself in business fall into two categories.

1. The costs you had before making a decision to acquire or begin a specific business. These costs are personal and non-deductible. They include any costs incurred during a general search for, or preliminary investigation of, a business or investment possibility.
2. The costs you had in your attempt to acquire or begin a specific business. These costs are capital expenses and you can deduct them as a capital loss.

If you are a corporation and your attempt to go into a new trade or business is not successful, you may be able to deduct all investigatory costs as a loss.

The costs of any assets acquired during your unsuccessful attempt to go into business are a part of your basis in the assets. You cannot take a deduction for these costs. You will recover the costs of these assets when you dispose of them.

Business Assets

There are many different kinds of business assets, for example, land, buildings, machinery, furniture, trucks, patents, and franchise rights. You must fully capitalize the cost of these assets, including freight and installation charges.

Certain property you produce for use in your trade or business must be capitalized under the uniform capitalization rules. See Regulations section 1.263A-2 for information on these rules.

De Minimis Safe Harbor for Tangible Property

Although you must generally capitalize costs to acquire or produce real or tangible personal property used in your trade or business, such as buildings, equipment, or furniture, you can elect to use a de minimis safe harbor to deduct the costs of some tangible property. Under the de minimis safe harbor for tangible property, you can deduct de minimis amounts paid to acquire or produce certain tangible business property if these amounts are deducted by you for financial accounting purposes or in keeping your books and records. See the following for the requirements for the de minimis safe harbor.

You have an applicable financial statement. If you elect the de minimis safe harbor for the tax year, you can deduct amounts paid to acquire or produce certain tangible business property if:

- You have a trade or business or are a corporation, partnership, or S corporation that has an applicable financial statement;
- You have, at the beginning of the tax year, written accounting procedures treating as an expense for nontax purposes:
 - Amounts paid for property costing less than a certain dollar amount, or

- Amounts paid for property with an economic useful life of 12 months or less;

- You treat the amount paid during the tax year for which you make the election as an expense on your applicable financial statements in accordance with your written accounting procedures;
- The amount paid for the property does not exceed \$5,000 per invoice (or per item substantiated by invoice); and
- The uniform capitalization rules do not apply to the amount.

You do not have an applicable financial statement. If you elect the de minimis safe harbor for the tax year, you can deduct amounts paid to acquire or produce certain tangible business property if:

- You have a trade or business, partnership, or S corporation that does not have an applicable financial statement;
- You have, at the beginning of the tax year, accounting procedures treating as an expense for nontax purposes:
 - Amounts paid for property costing less than a certain dollar amount, or
 - Amounts paid for property with an economic useful life of 12 months or less;
- You treat the amounts paid for the property as an expense on your books and records in accordance with your accounting procedures;
- The amount paid for the property does not exceed \$2,500 per invoice (or per item substantiated by invoice); and
- The uniform capitalization rules do not apply to the amounts.

How to make the de minimis safe harbor election. To elect the de minimis safe harbor for the tax year, attach a statement to the taxpayer's timely filed original tax return (including extensions) for the tax year when qualifying amounts were paid. The statement must be titled “Section 1.263(a)-1(f) de minimis safe harbor election” and must include your name, address, taxpayer identification number (TIN), and a statement that you are making the de minimis safe harbor election under section 1.263(a)-1(f). In the case of a consolidated group filing a consolidated income tax return, the election is made for each member of the consolidated group.

In the case of a consolidated group filing a consolidated income tax return, the election is made for each member of the consolidated group. In the case of an S corporation or a partnership, the election is made by the S corporation or the partnership and not by the shareholders or partners. The election applies only for the tax year for which it is made.

Example. In 2022, you do not have an applicable financial statement and you purchase five laptop computers for use in your trade or business. You paid \$2,000 each for a total cost of \$10,000 and these amounts are substantiated in an invoice. You had an accounting procedure in place at the beginning of 2022 to expense the cost of tangible property if the property costs \$2,000 or less. You treat each computer as an expense on your books and

records for 2022 in accordance with this policy. If you elect the de minimis safe harbor in your tax returns for your 2022 tax year, you can deduct the cost of each \$2,000 computer.

Improvements

Generally, you must capitalize the costs of making improvements to a business asset if the improvements result in a betterment to the unit of property, restore the unit of property, or adapt the unit of property to a new or different use.

Some examples of improvements include rewiring or replumbing of a building, replacing an entire roof, increasing the production output of your equipment, putting an addition on your building, strengthening the foundation of a building so you can use it for a new purpose, or replacing a major component or substantial structural part of a machine.

However, you may currently deduct the costs of repairs or maintenance that do not improve a unit of property. This generally includes the costs of routine repairs and maintenance to your property that result from your use of the property and that keep your property in an ordinary, efficient operating condition. For example, deductible repairs include costs such as painting exteriors or interiors of business buildings, repairing broken windowpanes, replacing worn-out minor parts, sealing cracks and leaks, and changing oil or other fluids to maintain business equipment.

Routine maintenance safe harbor. If you determine that your cost was for an improvement to a building or equipment, you can deduct your cost under the routine maintenance safe harbor. Under the routine maintenance safe harbor, you can deduct the costs of an improvement that meets all of the following criteria.

- It is paid for recurring activities performed on tangible property.
- It arises from the use of the property in your trade or business.
- It keeps your property in an ordinary, efficient operating condition.
- You reasonably expect, at the time the property is placed in service, to perform this activity:
 - For buildings and building systems, more than once during the 10-year period after you place the building in service; or
 - For other property, more than once during the class life of the particular type of property. For class lives, see Revenue Procedure 88-57, 1987-2 C.B. 674.

Costs incurred during an improvement. You must capitalize both the direct and indirect costs of an improvement. Indirect costs include repairs and other expenses that directly benefit or are incurred by reason of your improvement. For example, if you improve the electrical system in your building, you must also capitalize the costs of repairing the holes that you made in walls to install the new wiring. This rule applies even if this work, performed by itself, would oth-

erwise be treated as currently deductible repair costs.

Election to capitalize repair and maintenance costs. You can elect to capitalize and depreciate certain amounts paid for repair and maintenance of tangible property, even if they do not improve your property. To qualify for this election, you must treat these amounts as capital expenditures on your books and records used in figuring your income. If you make this election, you must apply it to all repair and maintenance costs of tangible property that you treat as capital expenditures on your books and records for this tax year. To make the election to treat repairs and maintenance as capital expenditures, attach a statement titled "Section 1.263(a)-3(n) Election" to your timely filed original tax return (including extensions) and include your name and address, TIN, and a statement that you elect to capitalize repair and maintenance costs under section 1.263(a)-3(n). You must treat these amounts as improvements to your tangible property and begin to depreciate these amounts when the improvement is placed in service.

Capital Versus Deductible Expenses

To help you distinguish between capital and deductible expenses, different examples are given below.

Motor vehicles. You usually capitalize the cost of a motor vehicle you use in your business. You can recover its cost through annual deductions for depreciation.

There are dollar limits on the depreciation you can claim each year on passenger automobiles used in your business. See Pub. 463 for more information.

Generally, repairs you make to your business vehicle are currently deductible. However, amounts you pay to improve your business vehicle are generally capital expenditures and are recovered through depreciation.

Roads and driveways. The cost of building a private road on your business property and the cost of replacing a gravel driveway with a concrete one are capital expenses you may be able to depreciate. The cost of maintaining a private road on your business property is a deductible expense.

Tools. Unless the uniform capitalization rules apply, amounts spent for tools used in your business are deductible expenses if the tools have a life expectancy of less than 1 year or they cost \$200 or less per item or invoice.

Machinery parts. Unless the uniform capitalization rules apply, the cost of replacing short-lived parts of a machine to keep it in good working condition, but not to improve the machine, is a deductible expense.

Heating equipment. The cost of changing from one heating system to another is a capital expense.

Deduction for qualified business income. For tax years beginning after 2017, you may be entitled to take a deduction of up to 20% of your qualified business income from your qualified trade or business, plus 20% of the aggregate amount of qualified real estate investment trust (REIT) and qualified publicly traded partnership income. The deduction is subject to various limitations, such as limitations based on the type of your trade or business, your taxable income, the amount of W-2 wages paid with respect to the qualified trade or business, and the unadjusted basis of qualified property held by your trade or business. You will claim this deduction on Form 1040 or 1040-SR, not on Schedule C. Unlike other deductions, this deduction can be taken in addition to the standard or itemized deductions. For more information, see the Instructions for Form 1040.

Personal Versus Business Expenses

Generally, you cannot deduct personal, living, or family expenses. However, if you have an expense for something that is used partly for business and partly for personal purposes, divide the total cost between the business and personal parts. You can deduct the business part.

For example, if you borrow money and use 70% of it for business and the other 30% for a family vacation, you can generally deduct 70% of the interest as a business expense. The remaining 30% is personal interest and is generally not deductible. See [chapter 4](#) for information on deducting interest and the allocation rules.

Business use of your home. If you use part of your home for business, you may be able to deduct expenses for the business use of your home. These expenses may include mortgage interest, insurance, utilities, repairs, and depreciation.

To qualify to claim expenses for the business use of your home, you must meet both of the following tests.

1. The business part of your home must be used exclusively and regularly for your trade or business.
2. The business part of your home must be:
 - a. Your principal place of business;
 - b. A place where you meet or deal with patients, clients, or customers in the normal course of your trade or business; or
 - c. A separate structure (not attached to your home) used in connection with your trade or business.

You generally do not have to meet the exclusive use test for the part of your home that you regularly use either for the storage of inventory or product samples, or as a daycare facility.

Your home office qualifies as your principal place of business if you meet the following requirements.

- You use the office exclusively and regularly for administrative or management activities of your trade or business.

- You have no other fixed location where you conduct substantial administrative or management activities of your trade or business.

If you have more than one business location, determine your principal place of business based on the following factors.

- The relative importance of the activities performed at each location.
- If the relative importance factor does not determine your principal place of business, consider the time spent at each location.

Optional safe harbor method. Individual taxpayers can use the optional safe harbor method to determine the amount of deductible expenses attributable to certain business use of a residence during the tax year. This method is an alternative to the calculation, allocation, and substantiation of actual expenses.

The deduction under the optional method is limited to \$1,500 per year based on \$5 per square foot for up to 300 square feet. Under this method, you claim your allowable mortgage interest, real estate taxes, and casualty losses on the home as itemized deductions on Schedule A (Form 1040). You are not required to allocate these deductions between personal and business use, as is required under the regular method. If you use the optional method, you cannot depreciate the portion of your home used in a trade or business.

Business expenses unrelated to the home, such as advertising, supplies, and wages paid to employees, are still fully deductible. All of the requirements discussed earlier under [Business use of your home](#) still apply.

For more information on the deduction for business use of your home, including the optional safe harbor method, see Pub. 587.



If you were entitled to deduct depreciation on the part of your home used for business, you cannot exclude the part of the gain from the sale of your home that equals any depreciation you deducted (or could have deducted) for periods after May 6, 1997.

Business use of your car. If you use your car exclusively in your business, you can deduct car expenses. If you use your car for both business and personal purposes, you must divide your expenses based on actual mileage. Generally, commuting expenses between your home and your business location, within the area of your tax home, are not deductible.

You can deduct actual car expenses, which include depreciation (or lease payments), gas and oil, tires, repairs, tune-ups, insurance, and registration fees. Or, instead of figuring the business part of these actual expenses, you may be able to use the standard mileage rate to figure your deduction. For 2022, the standard mileage rate is 58.5 cents per mile before July 1, 2022, and 62.5 cents per mile on or after July 1, 2022. To find the standard mileage rate for 2023, go to [IRS.gov/Tax-Professionals/Standard-Mileage-Rates](https://www.irs.gov/Tax-Professionals/Standard-Mileage-Rates).

If you are self-employed, you can also deduct the business part of interest on your car loan, state and local personal property tax on the car, parking fees, and tolls, whether or not you claim the standard mileage rate.

For more information on car expenses and the rules for using the standard mileage rate, see Pub. 463.

How Much Can I Deduct?

Generally, you can deduct the full amount of a business expense if it meets the criteria of ordinary and necessary and it is not a capital expense.

Recovery of amount deducted (tax benefit rule). If you recover part of an expense in the same tax year in which you would have claimed a deduction, reduce your current year expense by the amount of the recovery. If you have a recovery in a later year, include the recovered amount in income in that year. However, if part of the deduction for the expense did not reduce your tax, you do not have to include that part of the recovered amount in income.

For more information on recoveries and the tax benefit rule, see Pub. 525.

Payments in kind. If you provide services to pay a business expense, the amount you can deduct is limited to your out-of-pocket costs. You cannot deduct the cost of your own labor.

Similarly, if you pay a business expense in goods or other property, you can deduct only what the property costs you. If these costs are included in the cost of goods sold, do not deduct them again as a business expense.

Limits on losses. If your deductions for an investment or business activity are more than the income it brings in, you have a loss. There may be limits on how much of the loss you can deduct.

Not-for-profit limits. If you carry on your business activity without the intention of making a profit, you cannot use a loss from it to offset other income. For more information, see [Not-for-Profit Activities](#), later.

At-risk limits. Generally, a deductible loss from a trade or business or other income-producing activity is limited to the investment you have “at risk” in the activity. You are at risk in any activity for the following.

1. The money and adjusted basis of property you contribute to the activity.
2. Amounts you borrow for use in the activity if:
 - a. You are personally liable for repayment, or
 - b. You pledged property (other than property used in the activity) as security for the loan.

For more information, see Pub. 925.

Passive activities. Generally, you are in a passive activity if you have a trade or business activity in which you do not materially participate, or a rental activity. In general, deductions for losses from passive activities only offset income from passive activities. You cannot use any excess deductions to offset other income.

In addition, passive activity credits can only offset the tax on net passive income. Any excess loss or credits are carried over to later years. Suspended passive losses are fully deductible in the year you completely dispose of the activity. For more information, see Pub. 925.

Net operating loss (NOL). If your deductions are more than your income for the year, you may have an NOL. You can use an NOL to lower your taxes in other years. See Pub. 536 for more information.

See Pub. 542 for information about NOLs of corporations.

When Can I Deduct an Expense?

When you can deduct an expense depends on your accounting method. An accounting method is a set of rules used to determine when and how income and expenses are reported. The two basic methods are the cash method and the accrual method. Whichever method you choose must clearly reflect income.

For more information on accounting methods, see Pub. 538.

Cash method. Under the cash method of accounting, you generally deduct business expenses in the tax year you pay them.

Accrual method. Under the accrual method of accounting, you generally deduct business expenses when both of the following apply.

1. The all-events test has been met. The test is met when:
 - a. All events have occurred that fix the fact of liability, and
 - b. The liability can be determined with reasonable accuracy.
2. Economic performance has occurred.

Economic performance. You generally cannot deduct or capitalize a business expense until economic performance occurs. If your expense is for property or services provided to you, or for your use of property, economic performance occurs as the property or services are provided, or the property is used. If your expense is for property or services you provide to others, economic performance occurs as you provide the property or services.

Example. Your tax year is the calendar year. In December 2022, the Field Plumbing Company did some repair work at your place of business and sent you a bill for \$600. You paid it by check in January 2023. If you use the accrual method of accounting, deduct the \$600 on your tax return for 2022 because all events have occurred to “fix” the fact of liability (in this case, the work was completed), the liability can be determined, and economic performance occurred in that year.

If you use the cash method of accounting, deduct the expense on your 2023 tax return.

Prepayment. You generally cannot deduct expenses in advance, even if you pay them in advance. This applies to prepaid interest, prepaid

insurance premiums, and any other prepaid expense that creates an intangible asset. If you pay an amount that creates an intangible asset, then you must capitalize the amounts paid and begin to amortize the payment over the appropriate period.

However, you do not have to capitalize amounts for creating an intangible asset if the right or benefit created does not extend beyond the earlier of 12 months after the date that you first receive the right or benefit or the end of the tax year following the year in which you made the advance payment. If you are a cash method taxpayer and your advance payment qualifies for this exception, then you can generally deduct the amount when paid. If you are an accrual method taxpayer, you cannot deduct the amount until the all-events test has been met and economic performance has occurred.

Example 1. In 2022, you sign a 10-year lease and immediately pay your rent for the first 3 years. Even though you paid the rent for 2022, 2023, and 2024, you can only deduct the rent for 2022 on your 2022 tax return. You can deduct the rent for 2023 and 2024 on your tax returns for those years.

Example 2. You are a cash method calendar year taxpayer. On December 1, 2022, you sign a 12-month lease, effective beginning January 1, 2023, and immediately pay your rent for the entire 12-month period that begins on January 1, 2023. The right or benefit attributable to the payment neither extends more than 12 months beyond January 1, 2023 (the first day that you are entitled to use the property) nor beyond the tax year ending December 31, 2023 (the year following the year in which you made the advance payment). Therefore, your prepayment does not have to be capitalized, and you can deduct the entire payment in the year you pay it.

Contested liability. Under the cash method, you can deduct a contested liability only in the year you pay the liability. Under the accrual method, you can deduct contested liabilities such as taxes (except foreign or U.S. possession income, war profits, and excess profits taxes) either in the tax year you pay the liability (or transfer money or other property to satisfy the obligation) or in the tax year you settle the contest. However, to take the deduction in the year of payment or transfer, you must meet certain conditions. See Regulations section 1.461-2.

Related person. Under the accrual method of accounting, you generally deduct expenses when you incur them, even if you have not yet paid them. However, if you and the person you owe are related and that person uses the cash method of accounting, you must pay the expense before you can deduct it. Your deduction is allowed when the amount is includible in income by the related cash method payee. For more information, see *Related Persons* in Pub. 538.

Not-for-Profit Activities

If you do not carry on your business or investment activity to make a profit, you cannot use a loss from the activity to offset other income. Activities you do as a hobby, or mainly for sport or recreation, are often not entered into for profit.

The limit on not-for-profit losses applies to individuals, partnerships, estates, trusts, and S corporations. It does not apply to corporations other than S corporations.

In determining whether you are carrying on an activity for profit, several factors are taken into account. No one factor alone is decisive. Among the factors to consider are whether:

- You carry on the activity in a businesslike manner,
- The time and effort you put into the activity indicate you intend to make it profitable,
- You depend on the income for your livelihood,
- Your losses are due to circumstances beyond your control (or are normal in the startup phase of your type of business),
- You change your methods of operation in an attempt to improve profitability,
- You (or your advisors) have the knowledge needed to carry on the activity as a successful business,
- You were successful in making a profit in similar activities in the past,
- The activity makes a profit in some years, and
- You can expect to make a future profit from the appreciation of the assets used in the activity.

Presumption of profit. An activity is presumed carried on for profit if it produced a profit in at least 3 of the last 5 tax years, including the current year. Activities that consist primarily of breeding, training, showing, or racing horses are presumed carried on for profit if they produced a profit in at least 2 of the last 7 tax years, including the current year. The activity must be substantially the same for each year within this period. You have a profit when the gross income from an activity exceeds the deductions.

If a taxpayer dies before the end of the 5-year (or 7-year) period, the “test” period ends on the date of the taxpayer’s death.


If your business or investment activity passes this 3- (or 2-) years-of-profit test, the IRS will presume it is carried on for profit. This means the limits discussed here will not apply. You can take all your business deductions from the activity, even for the years that you have a loss. You can rely on this presumption unless the IRS later shows it to be invalid.

Using the presumption later. If you are starting an activity and do not have 3 (or 2) years showing a profit, you can elect to have the presumption made after you have the 5 (or 7) years of experience allowed by the test.

You can elect to do this by filing Form 5213. Filing this form postpones any determination that your activity is not carried on for profit until 5 (or 7) years have passed since you started the activity.

The benefit gained by making this election is that the IRS will not immediately question whether your activity is engaged in for profit. Accordingly, it will not restrict your deductions. Rather, you will gain time to earn a profit in the required number of years. If you show 3 (or 2) years of profit at the end of this period, your deductions are not limited under these rules. If you do not have 3 (or 2) years of profit, the limit can be applied retroactively to any year with a loss in the 5-year (or 7-year) period.

Filing Form 5213 automatically extends the period of limitations on any year in the 5-year (or 7-year) period to 2 years after the due date of the tax return for the last year of the period. The period is extended only for deductions of the activity and any related deductions that might be affected.


 **TIP** You must file Form 5213 within 3 years after the due date of your tax return (determined without extensions) for the year in which you first carried on the activity, or, if earlier, within 60 days after receiving written notice from the IRS proposing to disallow deductions attributable to the activity.

Gross Income

Gross income from a not-for-profit activity includes the total of all gains from the sale, exchange, or other disposition of property, and all other gross receipts derived from the activity. Gross income from the activity also includes capital gains and rents received for the use of property that is held in connection with the activity.

You can determine gross income from any not-for-profit activity by subtracting the cost of goods sold from your gross receipts. However, if you determine gross income by subtracting cost of goods sold from gross receipts, you must do so consistently, and in a manner that follows generally accepted methods of accounting.

Limit on Deductions

 **CAUTION** You can no longer claim any miscellaneous itemized deductions. Miscellaneous itemized deductions are those deductions that would have been subject to the 2%-of-adjusted-gross-income limitation. You can still claim certain expenses as itemized deductions on Schedule A (Form 1040).

Deductions you can take for personal as well as for business activities are allowed in full. For individuals, all nonbusiness deductions, such as those for home mortgage interest, taxes, and casualty losses, may also be deducted. Deduct them on the appropriate lines of Schedule A (Form 1040).

For the limits that apply to home mortgage interest, see Pub. 936.

Generally, you can deduct a casualty loss on property you own for personal use only to the extent each casualty loss is more than \$100, and the total of all casualty losses exceeds 10% of your adjusted gross income (AGI). See Pub. 547 for more information on casualty losses.

Disaster tax relief. For personal casualty losses resulting from federally declared disasters that occurred before 2018, you may be entitled to disaster tax relief. As a result, you may be required to figure your casualty loss differently. For tax years beginning after 2017, casualty and theft losses are allowed only to the extent it is attributable to a federally declared disaster. For more information, see Pub. 976, Disaster Relief.

Partnerships and S corporations. If a partnership or S corporation carries on a not-for-profit activity, these limits apply at the partnership or S corporation level. They are reflected in the individual shareholder's or partner's distributive shares.

More than one activity. If you have several undertakings, each may be a separate activity or several undertakings may be combined. The following are the most significant facts and circumstances in making this determination.

- The degree of organizational and economic interrelationship of various undertakings.
- The business purpose that is (or might be) served by carrying on the various undertakings separately or together in a business or investment setting.
- The similarity of the undertakings.

The IRS will generally accept your characterization if it is supported by facts and circumstances.

TIP *If you are carrying on two or more different activities, keep the deductions and income from each one separate. Figure separately whether each is a not-for-profit activity. Then figure the limit on deductions and losses separately for each activity that is not for profit.*

2.

Employees' Pay

What's New

The COVID-19 related credit for qualified sick and family leave wages is limited to leave taken after March 31, 2020, and before October 1, 2021. Generally, the credit for qualified sick and family leave wages, as enacted under the Families First Coronavirus Response Act (FFCRA) and amended and extended by the COVID-related Tax Relief Act of 2020, for leave taken after March 31, 2020, and before April 1, 2021, and the credit for qualified sick and family leave wages under sections 3131, 3132, and 3133 of the Internal Revenue Code, as enacted under the American Rescue Plan Act of 2021 (the ARP), for leave taken after March 31, 2021, and before October 1, 2021, have expired. However, employers that pay

qualified sick and family leave wages in 2022 for leave taken after March 31, 2020, and before October 1, 2021, are eligible to claim a credit for qualified sick and family leave wages in 2022. For more information about the credit for qualified sick and family leave wages, go to [IRS.gov/PLC](https://www.irs.gov/PLC).

The COVID-19 related employee retention credit has expired. The employee retention credit enacted under the Coronavirus Aid, Relief, and Economic Security (CARES) Act and amended and extended by the Taxpayer Certainty and Disaster Tax Relief Act of 2020 was limited to qualified wages paid after March 12, 2020, and before July 1, 2021. The employee retention credit under section 3134 of the Internal Revenue Code, as enacted by the ARP and amended by the Infrastructure Investment and Jobs Act, was limited to wages paid after June 30, 2021, and before October 1, 2021, unless the employer was a recovery startup business. An employer that was a recovery startup business could also claim the employee retention credit for wages paid after September 30, 2021, and before January 1, 2022.

Credit for COBRA premium assistance payments is limited to periods of coverage beginning on or after April 1, 2021, through periods of coverage beginning on or before September 30, 2021. Section 9501 of the ARP provides for COBRA premium assistance in the form of a full reduction in the premium otherwise payable by certain individuals and their families who elect COBRA continuation coverage due to a loss of coverage as the result of a reduction in hours or an involuntary termination of employment (assistance eligible individuals). This COBRA premium assistance is available for periods of coverage beginning on or after April 1, 2021, through periods of coverage beginning on or before September 30, 2021. A premium payee is entitled to the COBRA premium assistance credit at the time an eligible individual elects coverage. Therefore, due to the COBRA notice and election period requirements (generally, employers have 60 days to provide notice and assistance eligible individuals have 60 days to elect coverage), some employers may be eligible to claim the COBRA premium assistance credit on employment tax returns for the first quarter of 2022.

Advance payment of COVID-19 credits ended. Although you may pay qualified sick and family leave wages in 2022 for leave taken after March 31, 2020, and before October 1, 2021, or provide COBRA premium assistance payments in 2022, you may no longer request an advance payment of any credit on Form 7200, Advance Payment of Employer Credits Due to COVID-19.

Introduction

You can generally deduct the amount you pay your employees for the services they perform. The pay may be in cash, property, or services. It may include wages, salaries, bonuses, commissions, or other noncash compensation such as vacation allowances and fringe benefits. For information about deducting employment taxes, see [chapter 5](#).



You may be able to claim employment credits, such as the credits listed below, if you meet certain requirements. You must reduce your deduction for employee wages by the amount of employment credits that you claim. For more information about these credits, see the instructions for the form on which the credit is claimed.

- Work opportunity credit (Form 5884).
- Empowerment zone employment credit (Form 8844).
- Credit for employer differential wage payments (Form 8932).
- Employer credit for paid family and medical leave (Form 8994).

Topics

This chapter discusses:

- Tests for deducting pay
- Kinds of pay

Useful Items

You may want to see:

Publication

- 15 Employer's Tax Guide
- 15-A Employer's Supplemental Tax Guide
- 15-B Employer's Tax Guide to Fringe Benefits

Form (and Instructions)

- 1099-NEC Nonemployee Compensation
- W-2 Wage and Tax Statement

See [chapter 12](#) for information about getting publications and forms.

Tests for Deducting Pay

To be deductible, your employees' pay must be an ordinary and necessary business expense and you must pay or incur it. These and other requirements that apply to all business expenses are explained in [chapter 1](#).

In addition, the pay must meet both of the following tests.

- **Test 1.** It must be reasonable.
- **Test 2.** It must be for services performed.

The form or method of figuring the pay doesn't affect its deductibility. For example, bonuses and commissions based on sales or earnings, and paid under an agreement made before the services were performed, are both deductible.

Test 1—Reasonableness

You must be able to prove that the pay is reasonable. Whether the pay is reasonable depends on the circumstances that existed when you contracted for the services, not those that exist when reasonableness is questioned. If the pay is excessive, the excess pay is disallowed as a deduction.

Factors to consider. Determine the reasonableness of pay by the facts and circumstances.

Generally, reasonable pay is the amount that a similar business would pay for the same or similar services.

To determine if pay is reasonable, also consider the following items and any other pertinent facts.

- The duties performed by the employee.
- The volume of business handled.
- The character and amount of responsibility.
- The complexities of your business.
- The amount of time required.
- The cost of living in the locality.
- The ability and achievements of the individual employee performing the service.
- The pay compared with the gross and net income of the business, as well as with distributions to shareholders if the business is a corporation.
- Your policy regarding pay for all your employees.
- The history of pay for each employee.

Compensation in excess of \$1 million. Publicly held corporations can't deduct compensation to a "covered employee" to the extent that the compensation for the tax year exceeds \$1 million. For more information, including the definition of a "covered employee," see the Instructions for Form 1125-E and Regulations section 1.162-33.

Test 2—For Services Performed

You must be able to prove the payment was made for services actually performed.

Employee-shareholder salaries. If a corporation pays an employee who is also a shareholder a salary that is unreasonably high considering the services actually performed, the excessive part of the salary may be treated as a constructive dividend to the employee-shareholder. The excessive part of the salary wouldn't be allowed as a salary deduction by the corporation. For more information on corporate distributions to shareholders, see Pub. 542.

Kinds of Pay

Some of the ways you may provide pay to your employees in addition to regular wages or salaries are discussed next. For specialized and detailed information on employees' pay and the employment tax treatment of employees' pay, see Pubs. 15, 15-A, and 15-B.

Awards

You can generally deduct amounts you pay to your employees as awards, whether paid in cash or property. If you give property to an employee as an employee achievement award, your deduction may be limited.

Achievement awards. An achievement award is an item of tangible personal property that meets all the following requirements.

- It is given to an employee for length of service or safety achievement.

- It is awarded as part of a meaningful presentation.
- It is awarded under conditions and circumstances that don't create a significant likelihood of disguised pay.

Tangible personal property. An award isn't an item of tangible personal property if it is an award of cash, cash equivalents, gift cards, gift coupons, or gift certificates (other than arrangements granting only the right to select and receive tangible personal property from a limited assortment of items preselected or preapproved by you). Also, tangible personal property doesn't include vacations, meals, lodging, tickets to theater or sporting events, stocks, bonds, other securities, and other similar items.

Length-of-service award. An award will qualify as a length-of-service award only if either of the following applies.

- The employee receives the award after their first 5 years of employment.
- The employee didn't receive another length-of-service award (other than one of very small value) during the same year or in any of the prior 4 years.

Safety achievement award. An award for safety achievement will qualify as an achievement award unless one of the following applies.

1. It is given to a manager, administrator, clerical employee, or other professional employee.
2. During the tax year, more than 10% of your employees, excluding those listed in (1), have already received a safety achievement award (other than one of very small value).

Deduction limit. Your deduction for the cost of employee achievement awards given to any one employee during the tax year is limited to the following.

- \$400 for awards that aren't qualified plan awards.
- \$1,600 for all awards, whether or not qualified plan awards.

A qualified plan award is an achievement award given as part of an established written plan or program that doesn't favor highly compensated employees as to eligibility or benefits.

A highly compensated employee is an employee who meets either of the following tests.

1. The employee was a 5% owner at any time during the year or the preceding year.
2. The employee received more than \$130,000 in pay for the preceding year.

You can choose to ignore test (2) if the employee wasn't also in the top 20% of employees when ranked by pay for the preceding year.

An award isn't a qualified plan award if the average cost of all the employee achievement awards given during the tax year (that would be qualified plan awards except for this limit) is more than \$400. To figure this average cost, ignore awards of nominal value.

Deduct achievement awards, up to the maximum amounts listed earlier, as a nonwage business expense on your return or business schedule.



You may not owe employment taxes on the value of some achievement awards you provide to an employee. See Pub. 15-B.

Bonuses

You can generally deduct a bonus paid to an employee if you intended the bonus as additional pay for services, not as a gift, and the services were performed. However, the total bonuses, salaries, and other pay must be reasonable for the services performed. If the bonus is paid in property, see [Property](#), later.

Gifts of nominal value. If, to promote employee goodwill, you distribute merchandise of nominal value or other de minimis items to your employees at holidays, you can deduct the cost of these items as a nonwage business expense. See Pub. 15-B for additional information on de minimis fringe benefits. If you provide food to your employees, your business deduction may be limited; see [Meals and lodging](#), later.

Education Expenses

If you pay or reimburse education expenses for an employee, you can deduct the payments if they are part of a qualified educational assistance program. Deduct them on the "Employee benefit programs" or other appropriate line of your tax return. For information on educational assistance programs, see [Educational Assistance](#) in section 2 of Pub. 15-B.



Section 2206 of the CARES Act expands the definition of educational assistance to include certain employer payments of student loans paid after March 27, 2020. The exclusion applies to the payment by an employer, whether paid to the employee or to a lender, of principal or interest on any qualified education loan incurred by the employee for the education of the employee. Qualified education loans are defined in chapter 10 of Pub. 970. This exclusion expires January 1, 2026, unless extended by future legislation.

Fringe Benefits

A fringe benefit is a form of pay for the performance of services. You can generally deduct the cost of fringe benefits.

You may be able to exclude all or part of the value of some fringe benefits from your employees' pay. You also may not owe employment taxes on the value of the fringe benefits. See Table 2-1 in Pub. 15-B for details.

Generally, no deduction is allowed for activities generally considered entertainment, amusement, or recreation, or for a facility used in connection with such activity. However, you may deduct these expenses if the goods, services, or facilities are treated as compensation to the recipient and reported on Form W-2 for an employee or on Form 1099-NEC for an independent contractor. If the recipient is an officer, director, beneficial owner (directly or indirectly), or other "specified individual" (as defined in

section 274(e)(2)(B) and Regulations section 1.274-9(b)), special rules apply. See section 274(e)(2) and Regulations sections 1.274-9 and 1.274-10.

Certain fringe benefits are discussed next. See Pub. 15-B for more details on these and other fringe benefits.

Meals and lodging. Generally, you can deduct 50% of certain meal expenses and 100% of certain lodging expenses provided to your employees. If the amounts are deductible, deduct the cost in whatever category the expense falls.

Deduction limit on meals. You can generally deduct only 50% of the cost of furnishing meals to your employees. However, you can deduct the full cost of certain meals; see section 274(n)(2) and Regulations section 1.274-12(c) for more information. For example, you can deduct the full cost of the following meals.

- Meals whose value you include in an employee's wages.
- Meals you furnish to your employees as part of the expense of providing recreational or social activities, such as holiday parties or annual picnics, when made primarily for the benefit of your employees other than employees who are officers, shareholders or other owners who own a 10% or greater interest in your business, or other highly compensated employees.
- Meals you furnish to your employees at the work site when you operate a restaurant or catering service.
- Meals you're required by federal law to furnish to crew members of certain commercial vessels (or would be required to furnish if the vessels were operated at sea). This doesn't include meals you furnish on vessels primarily providing luxury water transportation.
- Meals you furnish on an oil or gas platform or drilling rig located offshore or in Alaska. This includes meals you furnish at a support camp that is near and integral to an oil or gas drilling rig located in Alaska.



P.L. 115-97, Tax Cuts and Jobs Act, changed the rules for the deduction of food or beverage expenses that are excludable from employee income as a de minimis fringe benefit. For amounts incurred or paid after 2017, the 50% limit on deductions for food or beverage expenses also applies to food or beverage expenses excludable from employee income as a de minimis fringe benefit. While your business deduction may be limited, the rules that allow you to exclude certain de minimis meals and meals on your business premises from your employee's wages still apply. See Meals in section 2 of Pub. 15-B.

Food and beverage expense incurred together with entertainment expenses. P.L. 115-97 changed the rules for the deduction of business entertainment expenses. For amounts incurred or paid after 2017, no business deduction is allowed for any item generally considered to be entertainment, amusement, or recreation. As discussed earlier, you can deduct 50% of the cost of business meals. If food and

beverages are provided during or at an entertainment activity, and the food and beverages are purchased separately from the entertainment, or the cost of the food and beverages is stated separately from the cost of the entertainment on one or more bills, invoices, or receipts, you may continue to deduct 50% of the business meal expenses. The amount charged for food or beverages on a bill, invoice, or receipt must reflect the venue's usual selling cost for those items if they were to be purchased separately from the entertainment or must approximate the reasonable value of those items. If you purchase food and beverages together with entertainment expenses and the cost of the food and beverages isn't stated separately on the invoice, the cost of the food and beverages is also an entertainment expense and none of the expenses are deductible. For more information, including details about additional requirements that must be met for a business meal to be deductible, see Regulations sections 1.274-11 and 1.274-12(a).



Section 210 of the Taxpayer Certainty and Disaster Tax Relief Act of 2020 provides for the temporary allowance of a 100% business meal deduction for food or beverages provided by a restaurant and paid or incurred after December 31, 2020, and before January 1, 2023. For more information, see Notice 2021-25, 2021-17 I.R.B. 1118, available at [IRS.gov/irb/2021-17_IRB#NOT-2021-25](https://www.irs.gov/irb/2021-17_IRB#NOT-2021-25); and Notice 2021-63, 2021-49 I.R.B. 835, available at [IRS.gov/irb/2021-49_IRB#NOT-2021-63](https://www.irs.gov/irb/2021-49_IRB#NOT-2021-63).

Transportation (commuting) benefits. If you provide your employees with qualified transportation benefits, such as transportation in a commuter highway vehicle, transit passes, or qualified parking, you may no longer deduct these amounts. P.L. 115-97 provides that no deduction is allowed for qualified transportation benefits (whether provided directly by you, through a bona fide reimbursement arrangement, or through a compensation reduction agreement) incurred or paid after 2017. Also, no deduction is allowed for any expense incurred for providing any transportation, or any payment or reimbursement to your employee, in connection with travel between your employee's residence and place of employment, except as necessary for ensuring the safety of your employee or for qualified bicycle commuting reimbursements as described in section 132(f)(5) (F). While you may no longer deduct payments for qualified transportation benefits, the fringe benefit exclusion rules still apply and the payments, except for qualified bicycle commuting reimbursements, may be excluded from your employee's wages. Although the value of a qualified transportation fringe benefit is relevant in determining the fringe benefit exclusion and whether the section 274(e)(2) exception for expenses treated as compensation applies, the deduction that is disallowed relates to the expense of providing a qualified transportation fringe, not its value. For more information, see Regulations sections 1.274-13 and 1.274-14. See Pub. 15-B for more information about qualified transportation benefits.

Employee benefit programs. Employee benefit programs include the following.

- Accident and health plans.
- Adoption assistance.
- Cafeteria plans.
- Dependent care assistance.
- Education assistance.
- Life insurance coverage.
- Welfare benefit funds.

You can generally deduct amounts you spend on employee benefit programs on the applicable line of your tax return. For example, if you provide dependent care by operating a dependent care facility for your employees, deduct your costs in whatever categories they fall (utilities, salaries, etc.).

Life insurance coverage. You can't deduct the cost of life insurance coverage for you, an employee, or any person with a financial interest in your business if you're directly or indirectly the beneficiary of the policy. See Regulations section 1.264-1 for more information.

Welfare benefit funds. A welfare benefit fund is a funded plan (or a funded arrangement having the effect of a plan) that provides welfare benefits to your employees, independent contractors, or their beneficiaries. Welfare benefits are any benefits other than deferred compensation or transfers of restricted property.

Your deduction for contributions to a welfare benefit fund is limited to the fund's qualified cost for the tax year. If your contributions to the fund are more than its qualified cost, carry the excess over to the next tax year.

Generally, the fund's "qualified cost" is the total of the following amounts, reduced by the after-tax income of the fund.

- The cost you would've been able to deduct using the cash method of accounting if you had paid for the benefits directly.
- The contributions added to a reserve account that are needed to fund claims incurred but not paid as of the end of the year. These claims can be for supplemental unemployment benefits, severance pay, or disability, medical, or life insurance benefits.

For more information, see sections 419(c) and 419A and the related regulations.

Loans or Advances

You can generally deduct as wages an advance you make to an employee for services to be performed if you don't expect the employee to repay the advance. However, if the employee performs no services, treat the amount you advanced as a loan; if the employee doesn't repay the loan, treat it as income to the employee.

Below-market interest rate loans. On certain loans you make to an employee or shareholder, you're treated as having received interest income and as having paid compensation or dividends equal to that interest. See [Be-low-Market Loans](#) in [chapter 4](#).

Property

If you transfer property (including your company's stock) to an employee as payment for services, you can generally deduct it as wages. The amount you can deduct is the property's fair market value (FMV) on the date of the transfer less any amount the employee paid for the property.

You can claim the deduction only for the tax year in which your employee includes the property's value in their income. Your employee is deemed to have included the value in their income if you report it on their Form W-2 in a timely manner.

You treat the deductible amount as received in exchange for the property, and you must recognize any gain or loss realized on the transfer, unless it is the company's stock transferred as payment for services. Your gain or loss is the difference between the FMV of the property and its adjusted basis on the date of transfer.

These rules also apply to property transferred to an independent contractor for services, generally reported on Form 1099-NEC.

Restricted property. If the property you transfer for services is subject to restrictions that affect its value, you generally can't deduct it and don't report gain or loss until it is substantially vested in the recipient. However, if the recipient pays for the property, you must report any gain at the time of the transfer up to the amount paid.

"Substantially vested" means the property isn't subject to a substantial risk of forfeiture. This means that the recipient isn't likely to have to give up their rights in the property in the future.

Reimbursements for Business Expenses

You can generally deduct the amount you pay or reimburse employees for business expenses incurred for your business. However, your deduction may be limited.

If you make the payment under an accountable plan, deduct it in the category of the expense paid. For example, if you pay an employee for travel expenses incurred on your behalf, deduct this payment as a travel expense. If you make the payment under a nonaccountable plan, deduct it as wages and include it on the employee's Form W-2.

See [Reimbursement of Travel and Non-Entertainment Related Meals](#) in [chapter 11](#) for more information about deducting reimbursements and an explanation of accountable and nonaccountable plans.

Sick and Vacation Pay

Sick pay. You can deduct amounts you pay to your employees for sickness and injury, including lump-sum amounts, as wages. However, your deduction is limited to amounts not compensated by insurance or other means.

Vacation pay. Vacation pay is an employee benefit. It includes amounts paid for unused va-

cation leave. You can deduct vacation pay only in the tax year in which the employee actually receives it. This rule applies regardless of whether you use the cash or accrual method of accounting.

3.

Rent Expense

Introduction

This chapter discusses the tax treatment of rent or lease payments you make for property you use in your business but do not own. It also discusses how to treat other kinds of payments you make that are related to your use of this property. These include payments you make for taxes on the property.

Topics

This chapter discusses:

- The definition of rent
- Taxes on leased property
- The cost of getting a lease
- Improvements by the lessee
- Capitalizing rent expenses

Useful Items

You may want to see:

Publication

- 538** Accounting Periods and Methods
- 544** Sales and Other Dispositions of Assets
- 946** How To Depreciate Property

See [chapter 12](#) for information about getting publications and forms.

Rent

Rent is any amount you pay for the use of property you do not own. In general, you can deduct rent as an expense only if the rent is for property you use in your trade or business. If you have or will receive equity in or title to the property, the rent is not deductible.

Unreasonable rent. You can't take a rental deduction for unreasonable rent. Ordinarily, the issue of reasonableness arises only if you and the lessor are related. Rent paid to a related person is reasonable if it is the same amount you would pay to a stranger for use of the same property. Rent isn't unreasonable just because it is figured as a percentage of gross sales. For examples of related persons, see *Related persons* in chapter 2 of Pub. 544.

Rent on your home. If you rent your home and use part of it as your place of business, you

may be able to deduct the rent you pay for that part. You must meet the requirements for business use of your home. For more information, see [Business use of your home](#) in [chapter 1](#).

Rent paid in advance. Generally, rent paid for use of property in your trade or business is deductible in the year paid or incurred. If you are an accrual method taxpayer and pay rent in advance, you can deduct only the amount of rent that applies to your use of rented property during the tax year. You can deduct the rest of the rent payment only over the period to which it applies. If you are a cash method taxpayer, you may deduct the entire amount of rent you paid in advance in the year of payment if the payment applies to the right to use property that does not extend beyond the earlier of 12 months after the first date you have the right to use the property or the end of the tax year following the year in which you paid the advance rent. If your payment applies to the right to use property beyond this period, then you must capitalize the rent payment and deduct it over the period to which it applies.

Example 1. You are an accrual method calendar year taxpayer and you lease a building at a monthly rental rate of \$1,000 beginning July 1, 2022. On June 30, 2022, you pay advance rent of \$12,000 for the last 6 months of 2022 and the first 6 months of 2023. You can deduct only \$6,000 for 2022, for the right to use property in 2022. You deduct the other \$6,000 in 2023.

Example 2. Assume the same facts as *Example 1*, except you are a cash method calendar year taxpayer. You may deduct the entire \$12,000 payment for 2022. The payment applies to your right to use the property that does not extend beyond 12 months after the date you received this right. If you deduct the \$12,000 in 2022, you should not deduct any part of this payment in 2023.

Example 3. You are either a cash or accrual calendar year taxpayer. Last January, you leased property for 3 years for \$6,000 per year. You pay the full \$18,000 (3 x \$6,000) during the first year of the lease. Because this amount is a prepaid expense that must be capitalized, you can deduct only \$6,000 per year, the amount allocable to your use of the property in each year.

Canceling a lease. You can generally deduct as rent an amount you pay to cancel a business lease.

Lease or purchase. There may be instances in which you must determine whether your payments are for rent or for the purchase of the property. You must first determine whether your agreement is a lease or a conditional sales contract. Payments made under a conditional sales contract are not deductible as rent expense.

Conditional sales contract. Whether an agreement is a conditional sales contract depends on the intent of the parties. Determine intent based on the provisions of the agreement and the facts and circumstances that exist when you make the agreement. No single test, or special combination of tests, always applies. However, in general, an agreement may be

considered a conditional sales contract rather than a lease if any of the following is true.

- The agreement applies part of each payment toward an equity interest you will receive.
- You get title to the property after you make a stated amount of required payments.
- The amount you must pay to use the property for a short time is a large part of the amount you would pay to get title to the property.
- You pay much more than the current fair rental value of the property.
- You have an option to buy the property at a nominal price compared to the value of the property when you may exercise the option. Determine this value when you make the agreement.
- You have an option to buy the property at a nominal price compared to the total amount you have to pay under the agreement.
- The agreement designates part of the payments as interest, or that part is easy to recognize as interest.

Leveraged leases. Leveraged lease transactions may not be considered leases. Leveraged leases generally involve three parties: a lessor, a lessee, and a lender to the lessor. Usually, the lease term covers a large part of the useful life of the leased property, and the lessee's payments to the lessor are enough to cover the lessor's payments to the lender.

If you plan to take part in what appears to be a leveraged lease, you may want to get an advance ruling.

- Revenue Procedure 2001-28 contains the guidelines the IRS will use to determine if a leveraged lease is a lease for federal income tax purposes.
- Revenue Procedure 2001-29 provides the information required to be furnished in a request for an advance ruling on a leveraged lease transaction.

These two revenue procedures can be found in I.R.B. 2001-19, which is available at [IRS.gov/pub/irs-irbs/irb01-19.pdf](https://www.irs.gov/pub/irs-irbs/irb01-19.pdf).

For advance ruling purposes only, the IRS will consider the lessor in a leveraged lease transaction to be the owner of the property and the transaction to be a valid lease if all the factors in the revenue procedure are met, including the following.

- The lessor must maintain a minimum unconditional "at risk" equity investment in the property (at least 20% of the cost of the property) during the entire lease term.
- The lessee may not have a contractual right to buy the property from the lessor at less than FMV when the right is exercised.
- The lessee may not invest in the property, except as provided by Revenue Procedure 2001-28.
- The lessee may not lend any money to the lessor to buy the property or guarantee the loan used by the lessor to buy the property.
- The lessor must show that it expects to receive a profit apart from the tax deductions, allowances, credits, and other tax attributes.

The IRS may charge you a user fee for issuing a tax ruling. For more information, see Revenue Procedure 2022-1, available at [IRS.gov/irb/2022-01_IRB#REV-PROC-2022-1](https://www.irs.gov/irb/2022-01_IRB#REV-PROC-2022-1).

Leveraged leases of limited-use property. The IRS won't issue advance rulings on leveraged leases of so-called limited-use property. Limited-use property is property not expected to be either useful to or usable by a lessor at the end of the lease term except for continued leasing or transfer to a lessee. See Revenue Procedure 2001-28 for examples of limited-use property and property that isn't limited-use property.

Leases over \$250,000. Special rules are provided for certain leases of tangible property. The rules apply if the lease calls for total payments of more than \$250,000 and any of the following apply.

- Rents increase during the lease.
- Rents decrease during the lease.
- Rents are deferred (rent is payable after the end of the calendar year following the calendar year in which the use occurs and the rent is allocated).
- Rents are prepaid (rent is payable before the end of the calendar year preceding the calendar year in which the use occurs and the rent is allocated).

These rules do not apply if your lease specifies equal amounts of rent for each month in the lease term and all rent payments are due in the calendar year to which the rent relates (or in the preceding or following calendar year).

Generally, if the special rules apply, you must use an accrual method of accounting (and time value of money principles) for your rental expenses, regardless of your overall method of accounting. In addition, in certain cases in which the IRS has determined that a lease was designed to achieve tax avoidance, you must take rent and stated or imputed interest into account under a constant rental accrual method in which the rent is treated as accruing ratably over the entire lease term. For details, see section 467.

Taxes on Leased Property

If you lease business property, you can deduct as additional rent any taxes you have to pay to or for the lessor. When you can deduct these taxes as additional rent depends on your accounting method.

Cash method. If you use the cash method of accounting, you can deduct the taxes as additional rent only for the tax year in which you pay them.

Accrual method. If you use an accrual method of accounting, you can deduct the taxes as additional rent for the tax year in which you can determine all the following.

- That you have a liability for taxes on the leased property.
- How much the liability is.
- That economic performance occurred.

The liability and amount of taxes are determined by state or local law and the lease agreement. Economic performance occurs as you use the property.

Example 1. Oak Corporation is a calendar year taxpayer that uses an accrual method of accounting. Oak leases land for use in its business. Under state law, owners of real property become liable (incur a lien on the property) for real estate taxes for the year on January 1 of that year. However, they don't have to pay these taxes until July 1 of the next year (18 months later) when tax bills are issued. Under the terms of the lease, Oak becomes liable for the real estate taxes in the later year when the tax bills are issued. If the lease ends before the tax bill for a year is issued, Oak isn't liable for the taxes for that year.

Oak cannot deduct the real estate taxes as rent until the tax bill is issued. This is when Oak's liability under the lease becomes fixed.

Example 2. The facts are the same as in *Example 1*, except that, according to the terms of the lease, Oak becomes liable for the real estate taxes when the owner of the property becomes liable for them. As a result, Oak will deduct the real estate taxes as rent on its tax return for the earlier year. This is the year in which Oak's liability under the lease becomes fixed.

Cost of Getting a Lease

You may either enter into a new lease with the lessor of the property or get an existing lease from another lessee. Very often when you get an existing lease from another lessee, you must pay the previous lessee money to get the lease, besides having to pay the rent on the lease.

If you get an existing lease on property or equipment for your business, you must generally amortize any amount you pay to get that lease over the remaining term of the lease. For example, if you pay \$10,000 to get a lease and there are 10 years remaining on the lease with no option to renew, you can deduct \$1,000 each year.

The cost of getting an existing lease of tangible property is not subject to the amortization rules for section 197 intangibles discussed in [chapter 8](#).

Option to renew. The term of the lease for amortization includes all renewal options plus any other period for which you and the lessor reasonably expect the lease to be renewed. However, this applies only if less than 75% of the cost of getting the lease is for the term remaining on the purchase date (not including any period for which you may choose to renew, extend, or continue the lease). Allocate the lease cost to the original term and any option term based on the facts and circumstances. In some cases, it may be appropriate to make the allocation using a present value calculation. For more information, see Regulations section 1.178-1(b)(5).

Example 1. You paid \$10,000 to get a lease with 20 years remaining on it and two options to renew for 5 years each. Of this cost, you paid \$7,000 for the original lease and \$3,000 for the renewal options. Because \$7,000 is less than 75% of the total \$10,000 cost of the lease (or \$7,500), you must amortize the \$10,000 over 30 years. That is the remaining life of your present lease plus the periods for renewal.

Example 2. The facts are the same as in *Example 1*, except that you paid \$8,000 for the original lease and \$2,000 for the renewal options. You can amortize the entire \$10,000 over the 20-year remaining life of the original lease. The \$8,000 cost of getting the original lease was not less than 75% of the total cost of the lease (or \$7,500).

Cost of a modification agreement. You may have to pay an additional “rent” amount over part of the lease period to change certain provisions in your lease. You must capitalize these payments and amortize them over the remaining period of the lease. You can’t deduct the payments as additional rent, even if they are described as rent in the agreement.

Example. You are a calendar year taxpayer and sign a 20-year lease to rent part of a building starting on January 1. However, before you occupy it, you decide that you really need less space. The lessor agrees to reduce your rent from \$7,000 to \$6,000 per year and to re-lease the excess space from the original lease. In exchange, you agree to pay an additional rent amount of \$3,000, payable in 60 monthly installments of \$50 each.

You must capitalize the \$3,000 and amortize it over the 20-year term of the lease. Your amortization deduction each year will be \$150 ($\$3,000 \div 20$). You can’t deduct the \$600 ($12 \times \50) that you will pay during each of the first 5 years as rent.

Commissions, bonuses, and fees. Commissions, bonuses, fees, and other amounts you pay to get a lease on property you use in your business are capital costs. You must amortize these costs over the term of the lease.

Loss on merchandise and fixtures. If you sell at a loss merchandise and fixtures that you bought solely to get a lease, the loss is a cost of getting the lease. You must capitalize the loss and amortize it over the remaining term of the lease.

Improvements by Lessee

If you add buildings or make other permanent improvements to leased property, depreciate the cost of the improvements using the modified accelerated cost recovery system (MACRS). Depreciate the property over its appropriate recovery period. You can’t amortize the cost over the remaining term of the lease.

If you don’t keep the improvements when you end the lease, figure your gain or loss

based on your adjusted basis in the improvements at that time.

For more information, see the discussion of MACRS in chapter 4 of Pub. 946.

Assignment of a lease. If a long-term lessee who makes permanent improvements to land later assigns all lease rights to you for money and you pay the rent required by the lease, the amount you pay for the assignment is a capital investment. If the rental value of the leased land increased since the lease began, part of your capital investment is for that increase in the rental value. The rest is for your investment in the permanent improvements.

The part that is for the increased rental value of the land is a cost of getting a lease, and you amortize it over the remaining term of the lease. You can depreciate the part that is for your investment in the improvements over the recovery period of the property as discussed earlier, without regard to the lease term.

Capitalizing Rent Expenses

Under the uniform capitalization rules, you must capitalize the direct costs and part of the indirect costs for certain production or resale activities. Include these costs in the basis of property you produce or acquire for resale, rather than claiming them as a current deduction. You recover the costs through depreciation, amortization, or cost of goods sold when you use, sell, or otherwise dispose of the property.

Indirect costs include amounts incurred for renting or leasing equipment, facilities, or land.

Uniform capitalization rules. You may be subject to the uniform capitalization rules if you do any of the following, unless the property is produced for your use other than in a business or an activity carried on for profit.

1. Produce real property or tangible personal property.
2. Acquire property for resale. However, this rule does not apply to personal property if your average annual gross receipts are \$27 million or less.

Effective for tax years beginning after 2017, if you are a small business taxpayer (see *Cost of Goods Sold* in chapter 1), you are not required to capitalize costs under section 263A. See section 263A(i).

Producing property. You produce property if you construct, build, install, manufacture, develop, improve, create, raise, or grow the property. Property produced for you under a contract is treated as produced by you to the extent you make payments or otherwise incur costs in connection with the property.

Example 1. You rent construction equipment to build a storage facility. If you are subject to the uniform capitalization rules, you must capitalize as part of the cost of the building the rent you paid for the equipment. You recover your cost by claiming a deduction for depreciation on the building.

Example 2. You rent space in a facility to conduct your business of manufacturing tools. If you are subject to the uniform capitalization rules, you must include the rent you paid to occupy the facility in the cost of the tools you produce.

More information. For exceptions and more information on these rules, see *Uniform Capitalization Rules* in Pub. 538 and the regulations under section 263A.

4.

Interest

Introduction

This chapter discusses the tax treatment of business interest expense. **Business interest expense** is an amount charged for the use of money you borrowed for business activities.

Topics

This chapter discusses:

- Allocation of interest
- Interest expense limitation
- Interest you can deduct
- Interest you cannot deduct
- Capitalization of interest
- When to deduct interest
- Below-market loans

Useful Items

You may want to see:

Publication

- 537** Installment Sales
- 550** Investment Income and Expenses
- 936** Home Mortgage Interest Deduction

Form (and Instructions)

- Schedule A (Form 1040)** Itemized Deductions
- Schedule E (Form 1040)** Supplemental Income and Loss
- Schedule K-1 (Form 1065)** Partner’s Share of Income, Deductions, Credits, etc.
- Schedule K-1 (Form 1120-S)** Shareholder’s Share of Income, Deductions, Credits, etc.
- 1098** Mortgage Interest Statement
- 3115** Application for Change in Accounting Method
- 4952** Investment Interest Expense Deduction
- 8582** Passive Activity Loss Limitations

- ❑ **8990** Limitation on Business Interest Expense Under Section 163(j)

See [chapter 12](#) for information about getting publications and forms.

Allocation of Interest

The rules for deducting interest vary, depending on whether the loan proceeds are used for business, personal, or investment activities. If you use the proceeds of a loan for more than one type of expense, you must allocate the interest based on the use of the loan's proceeds.

Allocate your interest expense to the following categories.

- Nonpassive trade or business activity interest.
- Passive trade or business activity interest.
- Investment interest.
- Portfolio interest.
- Personal interest.

In general, you allocate interest on a loan the same way you allocate the loan proceeds. You allocate loan proceeds by tracing disbursements to specific uses.



The easiest way to trace disbursements to specific uses is to keep the proceeds of a particular loan separate from any other funds.

Secured loan. The allocation of loan proceeds and the related interest is generally not affected by the use of property that secures the loan.

Example. Marge and Jeff secure a loan with property used in their business. They use the loan proceeds to buy an automobile for personal use. Jeff and Marge must allocate interest expense on the loan to personal use (purchase of the automobile) even though the loan is secured by business property.



P.L. 115-97, section 11043, limited the deduction for mortgage interest paid on home equity loans and line of credit. For more information, see Pub. 936.

Allocation period. The period for which a loan is allocated to a particular use begins on the date the proceeds are used and ends on the earlier of the following dates.

- The date the loan is repaid.
- The date the loan is reallocated to another use.

Proceeds not disbursed to borrower. Even if the lender disburses the loan proceeds to a third party, the allocation of the loan is still based on your use of the funds. This applies whether you pay for property, services, or anything else by incurring a loan, or you take property subject to a debt.

Proceeds deposited in borrower's account. Treat loan proceeds deposited in an account as property held for investment. It does not matter whether the account pays interest. Any interest you pay on the loan is investment interest expense. If you withdraw the proceeds of the loan, you must reallocate the loan based on the use of the funds.

Example. Celina, a calendar-year taxpayer, borrows \$100,000 on January 4 and immediately uses the proceeds to open a checking account. No other amounts are deposited in the account during the year and no part of the loan principal is repaid during the year. On April 2, Celina uses \$20,000 from the checking account for a passive activity expenditure. On September 4, Celina uses an additional \$40,000 from the account for personal purposes.

Under the interest allocation rules, the entire \$100,000 loan is treated as property held for investment for the period from January 4 through April 1. From April 2 through September 3, Celina must treat \$20,000 of the loan as used in the passive activity and \$80,000 of the loan as property held for investment. From September 4 through December 31, she must treat \$40,000 of the loan as used for personal purposes, \$20,000 as used in the passive activity, and \$40,000 as property held for investment.

Order of funds spent. Generally, you treat loan proceeds deposited in an account as used (spent) before either of the following amounts.

- Any unborrowed amounts held in the same account.
- Any amounts deposited after these loan proceeds.

Example. On January 9, Olena opened a checking account, depositing \$500 of the proceeds of Loan A and \$1,000 of unborrowed funds. The following table shows the transactions in her account during the tax year.

Date	Transaction
January 9	\$500 proceeds of Loan A and \$1,000 unborrowed funds deposited
January 14	\$500 proceeds of Loan B deposited
February 19	\$800 used for personal purposes
February 27	\$700 used for passive activity
June 19	\$1,000 proceeds of Loan C deposited
November 20	\$800 used for an investment
December 18	\$600 used for personal purposes

Olena treats the \$800 used for personal purposes as made from the \$500 proceeds of Loan A and \$300 of the proceeds of Loan B. She treats the \$700 used for a passive activity as made from the remaining \$200 proceeds of Loan B and \$500 of unborrowed funds. She treats the \$800 used for an investment as made entirely from the proceeds of Loan C. She treats the \$600 used for personal purposes as made from the remaining \$200 proceeds of Loan C and \$400 of unborrowed funds.

For the periods during which loan proceeds are held in the account, Olena treats them as property held for investment.

Payments from checking accounts. Generally, you treat a payment from a checking or similar account as made at the time the check is written if you mail or deliver it to the payee within a reasonable period after you write it. You can treat checks written on the same day as written in any order.

Amounts paid within 30 days. If you receive loan proceeds in cash or if the loan proceeds are deposited in an account, you can treat any payment (up to the amount of the proceeds) made from any account you own, or from cash, as made from those proceeds. This applies to any payment made within 30 days before or after the proceeds are received in cash or deposited in your account.

If the loan proceeds are deposited in an account, you can apply this rule even if the rules stated earlier under [Order of funds spent](#) would otherwise require you to treat the proceeds as used for other purposes. If you apply this rule to any payments, disregard those payments (and the proceeds from which they are made) when applying the rules stated earlier under [Order of funds spent](#).

If you received the loan proceeds in cash, you can treat the payment as made on the date you received the cash instead of the date you actually made the payment.

Example. Giovanni gets a loan of \$1,000 on August 4 and receives the proceeds in cash. Giovanni deposits \$1,500 in an account on August 8 and on August 18 writes a check on the account for a passive activity expense. Also, Giovanni deposits his paycheck, deposits other loan proceeds, and pays his bills during the same period. Regardless of these other transactions, Giovanni can treat \$1,000 of the deposit he made on August 8 as being paid on August 4 from the loan proceeds. In addition, Giovanni can treat the passive activity expense he paid on August 18 as made from the \$1,000 loan proceeds treated as deposited in the account.

Optional method for determining date of reallocation. You can use the following method to determine the date loan proceeds are reallocated to another use. You can treat all payments from loan proceeds in the account during any month as taking place on the later of the following dates.

- The first day of that month.
- The date the loan proceeds are deposited in the account.

However, you can use this optional method only if you treat all payments from the account during the same calendar month in the same way.

Interest on a segregated account. If you have an account that contains only loan proceeds and interest earned on the account, you can treat any payment from that account as being made first from the interest. When the interest earned is used up, any remaining payments are from loan proceeds.

Example. You borrowed \$20,000 and used the proceeds of this loan to open a new savings account. When the account had earned interest of \$867, you withdrew \$20,000 for personal purposes. You can treat the withdrawal as coming first from the interest earned on the account, \$867, and then from the loan proceeds, \$19,133 (\$20,000 - \$867). All the interest charged on the loan from the time it was deposited in the account until the time of the withdrawal is investment interest expense. The interest charged on the part of the proceeds used for personal purposes (\$19,133) from the time

you withdrew it until you either repay it or reallocate it to another use is personal interest expense. The interest charged on the loan proceeds you left in the account (\$867) continues to be investment interest expense until you either repay it or reallocate it to another use.

Loan repayment. When you repay any part of a loan allocated to more than one use, treat it as being repaid in the following order.

1. Personal use.
2. Investments and passive activities (other than those included in (3)).
3. Passive activities in connection with a rental real estate activity in which you actively participate.
4. Former passive activities.
5. Trade or business use and expenses for certain low-income housing projects.

Line of credit (continuous borrowings). The following rules apply if you have a line of credit or similar arrangement.

1. Treat all borrowed funds on which interest accrues at the same fixed or variable rate as a single loan.
2. Treat borrowed funds or parts of borrowed funds on which interest accrues at different fixed or variable rates as different loans. Treat these loans as repaid in the order shown on the loan agreement.

Loan refinancing. Allocate the replacement loan to the same uses to which the repaid loan was allocated. Make this allocation only to the extent you use the proceeds of the new loan to repay any part of the original loan.

Debt-financed distribution. A debt-financed distribution occurs when a partnership or S corporation borrows funds and allocates those funds to distributions made to partners or shareholders. The manner in which you report the interest expense associated with the distributed debt proceeds depends on your use of those proceeds.

How to report. If the proceeds were used in a nonpassive trade or business activity, report the interest on Schedule E (Form 1040), line 28; enter "interest expense" and the name of the partnership or S corporation in column (a) and the amount in column (i). If the proceeds were used in a passive activity, follow the Instructions for Form 8582 to determine the amount of interest expense that can be reported on Schedule E (Form 1040), line 28; enter "interest expense" and the name of the partnership in column (a) and the amount in column (g). If the proceeds were used in an investment activity, enter the interest on Form 4952. If the proceeds are used for personal purposes, the interest is generally not deductible.

Interest Expense Limitation

You must generally limit business interest expense you pay or accrue during the tax year, unless an exception to the limitation is met.

The business interest expense deduction allowed for a tax year is generally limited to the sum of:

1. Business interest income,
2. 30% of the adjustable taxable income, and
3. Floor plan financing interest.

If the section 163(j) limitation applies, generally the amount of any business interest expense that is not allowed as a deduction under section 163(j) for the tax year is carried forward to the following year as a disallowed business interest expense carryforward. See the Instructions for Form 8990, Limitation on Business Interest Expense Under Section 163(j), for more information.

Interest You Can Deduct

Your trade or business interest expense may be limited. See the Instructions for Form 8990 for more information. Interest relates to your trade or business if you use the proceeds of the loan for a trade or business expense. It does not matter what type of property secures the loan. You can deduct interest on a debt only if you meet all the following requirements.

- You are legally liable for that debt.
- Both you and the lender intend that the debt be repaid.
- You and the lender have a true debtor-creditor relationship.

Partial liability. If you are liable for part of a business debt, only your share of the total interest paid or accrued is included in your interest limitation calculation.

Example. You and your sibling borrow money. You are liable for 50% of the note. You use your half of the loan in your business, and you make one-half of the loan payments. Your business interest is half of the total interest payments. However, the current year interest expense deduction may be limited.

Mortgage. Generally, mortgage interest paid or accrued on real estate you own legally or equitably is deductible. However, rather than deducting the interest currently, you may have to add it to the cost basis of the property as explained later under [Capitalization of Interest](#).

Statement. If you paid \$600 or more of mortgage interest (including certain points) during the year on any one mortgage, you will generally receive a Form 1098 or a similar statement. You will receive the statement if you pay interest to a person (including a financial institution or a cooperative housing corporation) in the course of that person's trade or business. A governmental unit is a person for purposes of furnishing the statement.

If you receive a refund of interest you overpaid in an earlier year, this amount will be reported in box 4 of Form 1098. You cannot deduct this amount. For information on how to report this refund, see [Refunds of interest](#), later, in this chapter.

Expenses paid to obtain a mortgage. Certain expenses you pay to obtain a mortgage cannot be deducted as interest. These expenses, which include mortgage commissions, abstract fees, and recording fees, are capital expenses. If the property mortgaged is business or income-producing property, you can amortize the costs over the life of the mortgage.

Prepayment penalty. If you pay off your mortgage early and pay the lender a penalty for doing this, you can deduct the penalty as interest.

Interest on employment tax deficiency. Interest charged on employment taxes assessed on your business is deductible.

Original issue discount (OID). OID is a form of interest. A loan (mortgage or other debt) generally has OID when its proceeds are less than its principal amount. The OID is the difference between the stated redemption price at maturity and the issue price of the loan.

A loan's stated redemption price at maturity is the sum of all amounts (principal and interest) payable on it other than qualified stated interest. Qualified stated interest is stated interest that is unconditionally payable in cash or property (other than another loan of the issuer) at least annually over the term of the loan at a single fixed rate.

You generally deduct OID over the term of the loan. Figure the amount to deduct each year using the constant-yield method, unless the OID on the loan is de minimis.

De minimis OID. The OID is de minimis if it is less than one-fourth of 1% (0.0025) of the stated redemption price of the loan at maturity multiplied by the number of full years from the date of original issue to maturity (the term of the loan).

If the OID is de minimis, you can choose one of the following ways to figure the amount you can deduct each year.

- On a constant-yield basis over the term of the loan.
- On a straight-line basis over the term of the loan.
- In proportion to stated interest payments.
- In its entirety at maturity of the loan.

You make this choice by deducting the OID in a manner consistent with the method chosen on your timely filed tax return for the tax year in which the loan is issued.

Example. On January 1, 2022, you took out a \$100,000 discounted loan and received \$98,500 in proceeds. The loan will mature on January 1, 2032 (a 10-year term), and the \$100,000 principal is payable on that date. Interest of \$10,000 is payable on January 1 of each year, beginning January 1, 2023. The \$1,500 OID on the loan is de minimis because it is less than \$2,500 (\$100,000 × 0.0025 × 10). You choose to deduct the OID on a straight-line

basis over the term of the loan. Beginning in 2022, you can deduct \$150 each year for 10 years.

Constant-yield method. If the OID is not de minimis, you must use the constant-yield method to figure how much you can deduct each year. You figure your deduction for the first year using the following steps.

1. Determine the issue price of the loan.
Generally, this equals the proceeds of the loan. If you paid points on the loan (as discussed later), the issue price is generally the difference between the proceeds and the points.
2. Multiply the result in (1) by the yield to maturity.
3. Subtract any qualified stated interest payments from the result in (2). This is the OID you can deduct in the first year.

To figure your deduction in any subsequent year, follow the steps above, except determine the adjusted issue price in step 1. To get the adjusted issue price, add to the issue price any OID previously deducted. Then follow steps 2 and 3 above.

The yield to maturity is generally shown in the literature you receive from your lender. If you do not have this information, consult your lender or tax advisor. In general, the yield to maturity is the discount rate that, when used in figuring the present value of all principal and interest payments, produces an amount equal to the principal amount of the loan.

Example. The facts are the same as in the previous example, except that you deduct the OID on a constant-yield basis over the term of the loan. The yield to maturity on your loan is 10.2467%, compounded annually. For 2022, you can deduct \$93 $[(\$98,500 \times 0.102467) - \$10,000]$. For 2023, you can deduct \$103 $[(\$98,593 \times 0.102467) - \$10,000]$.

Loan or mortgage ends. If your loan or mortgage ends, you may be able to deduct any remaining OID in the tax year in which the loan or mortgage ends. A loan or mortgage may end due to a refinancing, prepayment, foreclosure, or similar event.



If you refinance with the original lender, you generally cannot deduct the remaining OID in the year in which the refinancing occurs, but you may be able to deduct it over the term of the new mortgage or loan. See [Interest paid with funds borrowed from original lender](#) under [Interest You Cannot Deduct](#), later.

Points. The term “points” is used to describe certain charges paid, or treated as paid, by a borrower to obtain a loan or a mortgage. These charges are also called loan origination fees, maximum loan charges, discount points, or premium charges. If any of these charges (points) are solely for the use of money, they are interest.

Because points are prepaid interest, you generally cannot deduct the full amount in the year paid. However, you can choose to fully deduct points in the year paid if you meet certain

tests. For exceptions to the general rule, see Pub. 936.

The points reduce the issue price of the loan and result in OID, deductible as explained in the preceding discussion.

Partial payments on a nontax debt. If you make partial payments on a debt (other than a debt owed to the IRS), the payments are applied, in general, first to interest and any remainder to principal. You can deduct only the interest. This rule does not apply when it can be inferred that the borrower and lender understood that a different allocation of the payments would be made.

Installment purchase. If you make an installment purchase of business property, the contract between you and the seller generally provides for the payment of interest. If no interest or a low rate of interest is charged under the contract, a portion of the stated principal amount payable under the contract may be recharacterized as interest (unstated interest). The amount recharacterized as interest reduces your basis in the property and increases your interest expense. For more information on installment sales and unstated interest, see Pub. 537.

Interest You Cannot Deduct

Certain interest payments cannot be deducted. In addition, certain other expenses that may seem to be interest, but are not, cannot be deducted as interest.

You cannot currently deduct interest that must be capitalized, and you generally cannot deduct personal interest.

Interest paid with funds borrowed from original lender. If you use the cash method of accounting, you cannot deduct interest you pay with funds borrowed from the original lender through a second loan, an advance, or any other arrangement similar to a loan. You can deduct the interest expense once you start making payments on the new loan.

When you make a payment on the new loan, you first apply the payment to interest and then to the principal. All amounts you apply to the interest on the first loan are deductible, along with any interest you pay on the second loan, subject to any limits that apply.

Capitalized interest. You cannot currently deduct interest you are required to capitalize under the uniform capitalization rules. See [Capitalization of Interest](#), later. In addition, if you buy property and pay interest owed by the seller (for example, by assuming the debt and any interest accrued on the property), you cannot deduct the interest. Add this interest to the basis of the property.

Commitment fees or standby charges. Fees you incur to have business funds available on a standby basis, but not for the actual use of the funds, are not deductible as interest payments. You may be able to deduct them as business expenses.

If the funds are for inventory or certain property used in your business, the fees are indirect costs and you must generally capitalize them under the uniform capitalization rules. See [Capitalization of Interest](#), later.

Interest on income tax. Interest charged on income tax assessed on your individual income tax return is not a business deduction even though the tax due is related to income from your trade or business. Treat this interest as a business deduction only in figuring a net operating loss deduction.

Penalties. Penalties on underpaid deficiencies and underpaid estimated tax are not interest. You cannot deduct them. Generally, you cannot deduct any fines or penalties.

Interest on loans with respect to life insurance policies. You generally cannot deduct interest on a debt incurred with respect to any life insurance, annuity, or endowment contract that covers any individual unless that individual is a key person.

If the policy or contract covers a key person, you can deduct the interest on up to \$50,000 of debt for that person. However, the deduction for any month cannot be more than the interest figured using Moody's Composite Yield on Seasoned Corporate Bonds (formerly known as Moody's Corporate Bond Yield Average—Monthly Average Corporates) (Moody's rate) for that month.

Who is a key person? A “key person” is an officer or 20% owner. However, the number of individuals you can treat as key persons is limited to the greater of the following.

- Five individuals.
- The lesser of 5% of the total officers and employees of the company or 20 individuals.

Exceptions for pre-June 1997 contracts. You can generally deduct the interest if the contract was issued before June 9, 1997, and the covered individual is someone other than an employee, officer, or someone financially interested in your business. If the contract was purchased before June 21, 1986, you can generally deduct the interest no matter who is covered by the contract.

Interest allocated to unborrowed policy cash value. Corporations and partnerships generally cannot deduct any interest expense allocable to unborrowed cash values of life insurance, annuity, or endowment contracts. This rule applies to contracts issued after June 8, 1997, that cover someone other than an officer, director, employee, or 20% owner. For more information, see section 264(f).

Capitalization of Interest

Under the uniform capitalization rules, you must generally capitalize interest on debt equal to your expenditures to produce real property or certain tangible personal property. The property must be produced by you for use in your trade or business or for sale to customers. You cannot capitalize interest related to property that you acquire in any other manner.

Interest you paid or incurred during the production period must be capitalized if the property produced is designated property. Designated property is any of the following.

- Real property.
- Tangible personal property with a class life of 20 years or more.
- Tangible personal property with an estimated production period of more than 2 years.
- Tangible personal property with an estimated production period of more than 1 year if the estimated cost of production is more than \$1 million.

Property you produce. You produce property if you construct, build, install, manufacture, develop, improve, create, raise, or grow it. Treat property produced for you under a contract as produced by you up to the amount you pay or incur for the property.

Carrying charges. Carrying charges include taxes you pay to carry or develop real estate or to carry, transport, or install personal property. You can choose to capitalize carrying charges not subject to the uniform capitalization rules if they are otherwise deductible. For more information, see [chapter 7](#).

Capitalized interest. Treat capitalized interest as a cost of the property produced. You recover your interest when you sell or use the property. If the property is inventory, recover capitalized interest through cost of goods sold. If the property is used in your trade or business, recover capitalized interest through an adjustment to basis, depreciation, amortization, or other method.

Partnerships and S corporations. The interest capitalization rules are applied first at the partnership or S corporation level. The rules are then applied at the partners' or shareholders' level to the extent the partnership or S corporation has insufficient debt to support the production or construction costs.

If you are a partner or a shareholder, you may have to capitalize interest you incur during the tax year for the production costs of the partnership or S corporation. You may also have to capitalize interest incurred by the partnership or S corporation for your own production costs. To properly capitalize interest under these rules, you must be given the required information in an attachment to the Schedule K-1 you receive from the partnership or S corporation.

Additional information. The procedures for applying the uniform capitalization rules are beyond the scope of this publication. For more information, see Regulations sections 1.263A-8 through 1.263A-15 and Notice 88-99, which is in Cumulative Bulletin 1988-2.

When To Deduct Interest

If the uniform capitalization rules, discussed under [Capitalization of Interest](#), earlier, and the business interest expense deduction limitation rules discussed under [Interest Expense Limitation](#), earlier, do not apply, deduct interest as follows.

Cash method. Under the cash method, you can generally deduct only the interest you actually paid during the tax year. You cannot deduct a promissory note you gave as payment because it is a promise to pay and not an actual payment.

Prepaid interest. You generally cannot deduct any interest paid before the year it is due. Interest paid in advance can be deducted only in the tax year in which it is due.

Discounted loan. If interest or a discount is subtracted from your loan proceeds, it is not a payment of interest and you cannot deduct it when you get the loan. For more information, see [Original issue discount \(OID\)](#) under [Interest You Can Deduct](#), earlier.

Refunds of interest. If you pay interest and then receive a refund in the same tax year of any part of the interest, reduce your interest deduction by the refund. If you receive the refund in a later tax year, include the refund in your income to the extent the deduction for the interest reduced your tax.

Accrual method. Under an accrual method, you can deduct only interest that has accrued during the tax year.

Prepaid interest. You generally cannot deduct any interest paid before the year it is due. Interest paid in advance can be deducted only in the tax year in which it is due.

Discounted loan. If interest or a discount is subtracted from your loan proceeds, it is not a payment of interest and you cannot deduct it when you get the loan. For more information, see [Original issue discount \(OID\)](#) under [Interest You Can Deduct](#), earlier.

Tax deficiency. If you contest a federal income tax deficiency, interest does not accrue until the tax year the final determination of liability is made. If you do not contest the deficiency, then the interest accrues in the year the tax was asserted and agreed to by you.

However, if you contest but pay the proposed tax deficiency and interest, and you do not designate the payment as a cash bond, then the interest is deductible in the year paid.

Related person. If you use an accrual method, you cannot deduct interest owed to a related person who uses the cash method until payment is made and the interest is includible in the gross income of that person. The relationship is determined as of the end of the tax year for which the interest would otherwise be deductible. See section 267 for more information.

Below-Market Loans

If you receive a below-market gift or demand loan and use the proceeds in your trade or business, you may be able to deduct the forgone interest. See [Treatment of gift and demand loans](#), later, in this discussion.

A "below-market loan" is a loan on which no interest is charged or on which interest is charged at a rate below the applicable federal rate (AFR). A gift or demand loan that is a below-market loan is generally considered an

arm's-length transaction in which you, the borrower, are considered as having received both of the following.

- A loan in exchange for a note that requires the payment of interest at the AFR.
- An additional payment in an amount equal to the forgone interest.

The additional payment is treated as a gift, dividend, contribution to capital, payment of compensation, or other payment, depending on the substance of the transaction.

Forgone interest. For any period, forgone interest is:

1. The interest that would be payable for that period if interest accrued on the loan at the AFR and was payable annually on December 31, minus
2. Any interest actually payable on the loan for the period.

TIP AFRs are published by the IRS each month in the *Internal Revenue Bulletin* (I.R.B.), which is available on the IRS website at [IRS.gov/IRB](#). You can also contact an IRS office to get these rates.

Loans subject to the rules. The rules for below-market loans apply to the following.

1. Gift loans (below-market loans where the forgone interest is in the nature of a gift).
2. Compensation-related loans (below-market loans between an employer and an employee or between an independent contractor and a person for whom the contractor provides services).
3. Corporation-shareholder loans.
4. Tax avoidance loans (below-market loans where the avoidance of federal tax is one of the main purposes of the interest arrangement).
5. Loans to qualified continuing care facilities under a continuing care contract (made after October 11, 1985).

Except as noted in (5) above, these rules apply to demand loans (loans payable in full at any time upon the lender's demand) outstanding after June 6, 1984, and to term loans (loans that are not demand loans) made after that date.

Treatment of gift and demand loans. If you receive a below-market gift loan or demand loan, you are treated as receiving an additional payment (as a gift, dividend, etc.) equal to the forgone interest on the loan. You are then treated as transferring this amount back to the lender as interest. These transfers are considered to occur annually, generally on December 31. If you use the loan proceeds in your trade or business, you can deduct the forgone interest each year as a business interest expense. The lender must report it as interest income.

Limit on forgone interest for gift loans of \$100,000 or less. For gift loans between individuals, forgone interest treated as transferred back to the lender is limited to the borrower's net investment income for the year. This limit applies if the outstanding loans between the

lender and borrower total \$100,000 or less. If the borrower's net investment income is \$1,000 or less, it is treated as zero. This limit does not apply to a loan if the avoidance of any federal tax is one of the main purposes of the interest arrangement.

Treatment of term loans. If you receive a below-market term loan other than a gift or demand loan, you are treated as receiving an additional cash payment (as a dividend, etc.) on the date the loan is made. This payment is equal to the loan amount minus the present value, at the AFR, of all payments due under the loan. The same amount is treated as OID on the loan. See [Original issue discount \(OID\)](#) under *Interest You Can Deduct*, earlier.

Exceptions for loans of \$10,000 or less. The rules for below-market loans do not apply to any day on which the total outstanding loans between the borrower and lender is \$10,000 or less. This exception applies only to the following.

1. Gift loans between individuals if the loan is not directly used to buy or carry income-producing assets.
2. Compensation-related loans or corporation-shareholder loans if the avoidance of any federal tax is not a principal purpose of the interest arrangement.

This exception does not apply to a term loan described in (2) above that was previously subject to the below-market loan rules. Those rules will continue to apply even if the outstanding balance is reduced to \$10,000 or less.

Exceptions for loans without significant tax effect. The following loans are specifically exempted from the rules for below-market loans because their interest arrangements do not have a significant effect on the federal tax liability of the borrower or the lender.

1. Loans made available by lenders to the general public on the same terms and conditions that are consistent with the lender's customary business practices.
2. Loans subsidized by a federal, state, or municipal government that are made available under a program of general application to the public.
3. Certain employee-relocation loans.
4. Certain loans to or from a foreign person, unless the interest income would be effectively connected with the conduct of a U.S. trade or business and not exempt from U.S. tax under an income tax treaty.
5. Any other loan if the taxpayer can show that the interest arrangement has no significant effect on the federal tax liability of the lender or the borrower. Whether an interest arrangement has a significant effect on the federal tax liability of the lender or the borrower will be determined by all the facts and circumstances. Consider all the following factors.
 - a. Whether items of income and deduction generated by the loan offset each other.

- b. The amount of the items.
- c. The cost of complying with the below-market loan provisions if they were to apply.
- d. Any reasons, other than taxes, for structuring the transaction as a below-market loan.

Exception for loans to qualified continuing care facilities. The below-market interest rules do not apply to a loan owed by a qualified continuing care facility under a continuing care contract if the lender or lender's spouse is age 62 or older by the end of the calendar year.

A qualified continuing care facility is one or more facilities (excluding nursing homes) meeting the requirements listed below.

1. Designed to provide services under continuing care contracts (defined below).
2. Includes an independent living unit, and either an assisted living or nursing facility, or both.
3. Substantially all of the independent living unit residents are covered by continuing care contracts.

A "continuing care contract" is a written contract between an individual and a qualified continuing care facility that includes all of the following conditions.

1. The individual or individual's spouse must be entitled to use the facility for the rest of their life or lives.
2. The individual or individual's spouse will be provided with housing, as appropriate for the health of the individual or individual's spouse in an:
 - a. Independent living unit (which has additional available facilities outside the unit for the provision of meals and other personal care), and
 - b. Assisted living or nursing facility available in the continuing care facility.
3. The individual or individual's spouse will be provided with assisted living or nursing care available in the continuing care facility, as required for the health of the individual or the individual's spouse.

For more information, see section 7872(h).

Sale or exchange of property. Different rules generally apply to a loan connected with the sale or exchange of property. If the loan does not provide adequate stated interest, part of the principal payment may be considered interest. However, there are exceptions that may require you to apply the below-market interest rate rules to these loans. See *Unstated Interest and Original Issue Discount (OID)* in Pub. 537.

More information. For more information on below-market loans, see section 7872 and Regulations section 1.7872-5.

5.

Taxes

Introduction

You can deduct various federal, state, local, and foreign taxes directly attributable to your trade or business as business expenses.



You cannot deduct federal income taxes, estate and gift taxes, or state inheritance, legacy, and succession taxes.

Topics

This chapter discusses:

- When to deduct taxes
- Real estate taxes
- Income taxes
- Employment taxes
- Other taxes

Useful Items

You may want to see:

Publication

- 15** (Circular E), Employer's Tax Guide
- 334** Tax Guide for Small Business
- 510** Excise Taxes
- 538** Accounting Periods and Methods
- 551** Basis of Assets

Form (and Instructions)

- 1040 or 1040-SR** U.S. Individual Income Tax Return
- Schedule A (Form 1040)** Itemized Deductions
- Schedule SE (Form 1040)** Self-Employment Tax
- 3115** Application for Change in Accounting Method
- 8959** Additional Medicare Tax

See [chapter 12](#) for information about getting publications and forms.

When To Deduct Taxes

Generally, you can only deduct taxes in the year you pay them. This applies whether you use the cash method or an accrual method of accounting.

Under an accrual method, you can deduct a tax before you pay it if you meet the exception for recurring items discussed under *Economic Performance* in Pub. 538. You can also elect to ratably accrue real estate taxes as discussed later under [Real Estate Taxes](#). See also [Foreign income taxes](#), discussed later.

Limitation on acceleration of accrual of taxes. A taxing jurisdiction can require the use of a date for accruing taxes that is earlier than the date it originally required. However, if you use an accrual method, and can deduct the tax before you pay it, use the original accrual date for the year of change and all future years to determine when you can deduct the tax.

Example. Your state imposes a tax on personal property used in a trade or business conducted in the state. This tax is assessed and becomes a lien as of July 1 (accrual date). In 2022, the state changed the assessment and lien dates from July 1, 2023, to December 31, 2022, for property tax year 2023. Use the original accrual date (July 1, 2023) to determine when you can deduct the tax. You must also use the July 1 accrual date for all future years to determine when you can deduct the tax.

Uniform capitalization rules. Uniform capitalization rules apply to certain taxpayers who produce real property or tangible personal property for use in a trade or business or for sale to customers. They also apply to certain taxpayers who acquire property for resale. Under these rules, you either include certain costs in inventory or capitalize certain expenses related to the property, such as taxes. For more information, see [chapter 1](#).

Carrying charges. Carrying charges include taxes you pay to carry or develop real estate or to carry, transport, or install personal property. You can elect to capitalize carrying charges not subject to the uniform capitalization rules if they are otherwise deductible. For more information, see [chapter 7](#).

Refunds of taxes. If you receive a refund for any taxes you deducted in an earlier year, include the refund in income to the extent the deduction reduced your federal income tax in the earlier year. For more information, see [Recovery of amount deducted \(tax benefit rule\)](#) in [chapter 1](#).



You must include in income any interest you receive on tax refunds.

Real Estate Taxes

Deductible real estate taxes are any state or local taxes, including taxes imposed by U.S. possessions, on real estate levied for the general public welfare. The taxing authority must base the taxes on the assessed value of the real estate and charge them uniformly against all property under its jurisdiction. Deductible real estate taxes generally do not include taxes charged for local benefits and improvements that increase the value of the property. See [Taxes for local benefits](#), later.

Real estate taxes imposed by a foreign country are not deductible unless paid or accrued in connection with the conduct of a trade or business or for the production of income. For individual tax filers, the amount of deductible state and local real estate taxes may be subject to a \$10,000 limitation. See [State and local income taxes](#), later.

If you use an accrual method, you generally cannot accrue real estate taxes until you pay them to the government authority. However, you can elect to ratably accrue the taxes during the year. See [Electing to ratably accrue](#), later.

Taxes for local benefits. Generally, you cannot deduct taxes charged for local benefits and improvements that tend to increase the value of your property. These include assessments for streets, sidewalks, water mains, sewer lines, and public parking facilities. You should increase the basis of your property by the amount of the assessment.

You can deduct taxes for these local benefits only if the taxes are for maintenance, repairs, or interest charges related to those benefits. If part of the tax is for maintenance, repairs, or interest, you must be able to show how much of the tax is for these expenses to claim a deduction for that part of the tax.

Example. To improve downtown commercial business, Waterfront City converted a downtown business area street into an enclosed pedestrian mall. The city assessed the full cost of construction, financed with 10-year bonds, against the affected properties. The city is paying the principal and interest with the annual payments made by the property owners.

The assessments for construction costs are not deductible as taxes or as business expenses, but are depreciable capital expenses. The part of the payments used to pay the interest charges on the bonds is deductible as taxes.

Charges for services. Water bills, sewerage, and other service charges assessed against your business property are not real estate taxes, but are deductible as business expenses.

Purchase or sale of real estate. If real estate is sold, the real estate taxes must be allocated between the buyer and the seller.

The buyer and seller must allocate the real estate taxes according to the number of days in the real property tax year (the period to which the tax imposed relates) that each owned the property. Treat the seller as paying the taxes up to but not including the date of sale. Treat the buyer as paying the taxes beginning with the date of sale. You can usually find this information on the settlement statement you received at closing.

If you (the seller) use an accrual method and have not elected to ratably accrue real estate taxes, you are considered to have accrued your part of the tax on the date you sell the property.

Example. Lynn and Curt are calendar year accrual method taxpayers who own real estate in Olmo County. They have not elected to ratably accrue property taxes. November 30 of each year is the assessment and lien date for the current real property tax year, which is the calendar year. They sold the property on June 30, 2022. Under their accounting method, they would not be able to claim a deduction for the taxes because the sale occurred before November 30. They are treated as having accrued their part of the tax, ^{181/365} (January 1–June 29), on June 30, and they can deduct it for 2022.

Electing to ratably accrue. If you use an accrual method, you can elect to accrue real estate tax related to a definite period ratably over that period.

Example. Lea and Joey are calendar year taxpayers who use an accrual method. Their real estate taxes for the real property tax year, July 1, 2022, to June 30, 2023, are \$1,200. July 1 is the assessment and lien date.

If the Lea and Joey elect to ratably accrue the taxes, \$600 will accrue in 2022 ($\$1,200 \times \frac{6}{12}$, July 1–December 31) and the balance will accrue in 2023.

Separate elections. You can elect to ratably accrue the taxes for each separate trade or business and for nonbusiness activities if you account for them separately. Once you elect to ratably accrue real estate taxes, you must use that method unless you get permission from the IRS to change your accounting method. See [Form 3115](#), later.

Making the election. If you elect to ratably accrue the taxes for the first year in which you incur real estate taxes, attach a statement to your income tax return for that year. The statement should show all the following items.

- The trades or businesses to which the election applies and the accounting method or methods used.
- The period to which the taxes relate.
- The calculation of the real estate tax deduction for that first year.

Generally, you must file your return by the due date (including extensions). However, if you timely filed your return for the year without electing to ratably accrue, you can still make the election by filing an amended return within 6 months after the due date of the return (excluding extensions). Attach the statement to the amended return and write “Filed pursuant to section 301.9100-2” on the statement. File the amended return at the same address where you filed the original return.

Form 3115. If you elect to ratably accrue real estate taxes for a year after the first year in which you incur real estate taxes, or if you want to revoke your election to ratably accrue real estate taxes, file Form 3115. For more information, including applicable time frames for filing, see the Instructions for Form 3115.

Income Taxes

This section discusses federal, state, local, and foreign income taxes.

Federal income taxes. You cannot deduct federal income taxes.

State and local income taxes. A corporation or partnership can deduct state and local income taxes imposed on the corporation or partnership as business expenses.

An individual can deduct state and local income taxes only as an itemized deduction on Schedule A (Form 1040), subject to limitations. The deduction is limited to \$10,000 as a total of the following taxes.

1. State and local income taxes or general sales taxes. See the Schedule A (Form 1040) instructions.
2. State and local real estate taxes. See the Schedule A (Form 1040) instructions. See also [Real Estate Taxes](#), earlier.
3. State and local personal property taxes.

However, an individual can deduct a state tax on gross income (as distinguished from net income) directly attributable to a trade or business as a business expense.

Accrual of contested income taxes. If you use an accrual method, and you contest a state or local income tax liability, you must accrue and deduct any contested amount in the tax year in which the liability is finally determined.

If additional state or local income taxes for a prior year are assessed in a later year, you can deduct the taxes in the year in which they were originally imposed (the prior year) if the tax liability is not contested. You cannot deduct them in the year in which the liability is finally determined.



The filing of an income tax return is not considered a contest and, in the absence of an overt act of protest, you can deduct the tax in the prior year. Also, you can deduct any additional taxes in the prior year if you do not show some affirmative evidence of denial of the liability.

However, if you consistently deduct additional assessments in the year they are paid or finally determined (including those for which there was no contest), you must continue to do so. You cannot take a deduction in the earlier year unless you receive permission to change your method of accounting. For more information on accounting methods, see [When Can I Deduct an Expense in chapter 1](#).

If you contest a state or local tax liability, and you transfer money or other property as a provisional payment of the contested tax liability, you can accrue and deduct the amount of the contested tax liability for which you made the provisional payment in the year in which you made the payment, even though the liability is not determined until a later year.

If any portion of the contested amount which was deducted in the year the provisional payment was made is later refunded when the contest is settled, you must include such portion in your gross income in the year the refund is received.

Notwithstanding the exception that allows accrual and deduction of contested state or local income tax liability upon payment, current accrual and deduction is not allowed for income, war profits, and excess profits taxes imposed by a foreign country or possession of the United States.

Foreign income taxes. Generally, you can take either a deduction or a credit for income taxes imposed on you by a foreign country or a U.S. possession, subject to limitations. However, an individual cannot take a deduction or credit for foreign income taxes paid on income that is exempt from U.S. tax under the foreign earned income exclusion or the foreign housing exclusion. For information on these exclusions,

see Pub. 54. For information on the foreign tax credit, see Pub. 514.

Accrual of foreign income taxes. If you use an accrual method and choose to take a deduction (rather than a credit) for foreign income taxes, you can deduct the taxes in the year in which the fact of the liability becomes fixed and the amount of the liability can be determined with reasonable accuracy. Generally, this is the year with or within which the tax year that applies for foreign tax purposes ends or, in the case of a contested tax, the year in which the contest is resolved. Different rules may apply to determine when a foreign income tax is considered to accrue for purposes of the foreign tax credit. For more information on the foreign tax credit, see Pub. 514.

Employment Taxes

If you have employees, you must withhold various taxes from your employees' pay. Most employers must withhold their employees' share of social security, Medicare taxes, and Additional Medicare Tax (if applicable), along with state and federal income taxes. You may also need to pay certain employment taxes from your own funds. These include your share of social security and Medicare taxes as an employer, along with unemployment taxes.

Your deduction for wages paid is not reduced by the social security and Medicare taxes, Additional Medicare Tax, and income taxes you withhold from your employees. You can deduct the employment taxes you must pay from your own funds as taxes.

Example. You pay your employee \$18,000 a year. However, after you withhold various taxes, your employee receives \$14,500. You also pay an additional \$1,500 in employment taxes. You should deduct the full \$18,000 as wages. You can deduct the \$1,500 you pay from your own funds as taxes.

Additional Medicare Tax. You must withhold a 0.9% Additional Medicare Tax from wages you pay to an employee in excess of \$200,000 in a calendar year. The Additional Medicare Tax is only imposed on the employee. There is no employer share of Additional Medicare Tax.

For more information on the Additional Medicare Tax, see Form 8959 and its instructions.



For more information on employment taxes, see Pub. 15 (Circular E).

Unemployment fund taxes. As an employer, you may have to make payments to a state unemployment compensation fund or to a state disability benefit fund. Deduct these payments as taxes.

Self-employment tax. You can deduct part of your self-employment tax as a business expense in figuring your adjusted gross income. This deduction only affects your income tax. It does not affect your net earnings from self-employment or your self-employment tax.

To deduct the tax, enter on Schedule 1 (Form 1040), line 15, the amount shown on the

Deduction for one-half of self-employment tax line of Schedule SE (Form 1040).

For more information on self-employment tax, see Pub. 334.

Additional Medicare Tax. You may be required to pay Additional Medicare Tax on self-employment income. See Form 8959 and the Instructions for Form 8959 for more information on the Additional Medicare Tax.

Other Taxes

The following are other taxes you can deduct if you incur them in the ordinary course of your trade or business.

Excise taxes. Generally, you can deduct as a business expense all excise taxes that are ordinary and necessary expenses of carrying on your trade or business. However, see [Fuel taxes](#), later.

For more information on excise taxes, see Pub. 510.

Franchise taxes. You can deduct corporate franchise taxes as a business expense.

Fuel taxes. Generally, taxes on gasoline, diesel fuel, and other motor fuels that you use in your business are included as part of the cost of the fuel. Do not deduct these taxes as a separate item.

You may be entitled to a credit or refund for federal excise tax you paid on fuels used for certain purposes. For more information, see Pub. 510.

Occupational taxes. You can deduct as a business expense an occupational tax charged at a flat rate by a locality for the privilege of working or conducting a business in the locality.

Personal property tax. You can deduct any tax imposed by a state or local government on personal property used in your trade or business.

Sales tax. Any sales tax you pay on a service for your business, or on the purchase or use of property in your business is treated as part of the cost of the service or property. If the service or the cost or use of the property is a deductible business expense, you can deduct the tax as part of that service or cost. If the property is merchandise bought for resale, the sales tax is part of the cost of the merchandise. If the property is depreciable, add the sales tax to the basis for depreciation. For more information on basis, see Pub. 551.



Do not deduct state and local sales taxes imposed on the buyer that you must collect and pay over to the state or local government. Also, do not include these taxes in gross receipts or sales.

6.

Insurance

Reminder

Premium tax credit. You may have to use the worksheets in Pub. 974 instead of the worksheet in this chapter. Use the worksheets in Pub. 974 if the insurance plan established, or considered to be established, under your business was obtained through the Health Insurance Marketplace and you are claiming the premium tax credit. See Pub. 974 for details.

Introduction

You can generally deduct the ordinary and necessary cost of insurance as a business expense if it is for your trade, business, or profession. However, you may have to capitalize certain insurance costs under the uniform capitalization rules. For more information, see [Capitalized Premiums](#), later.

Topics

This chapter discusses:

- Deductible premiums
- Nondeductible premiums
- Capitalized premiums
- When to deduct premiums

Useful Items

You may want to see:

Publication

- 15-B** Employer's Tax Guide to Fringe Benefits
- 525** Taxable and Nontaxable Income
- 538** Accounting Periods and Methods
- 547** Casualties, Disasters, and Thefts

Form (and Instructions)

- 1040** U.S. Individual Income Tax Return
- 1040-NR** U.S. Nonresident Alien Income Tax Return
- Schedule 1 (Form 1040)** Additional Income and Adjustments to Income
- Schedule A (Form 1040)** Itemized Deductions
- Schedule C (Form 1040)** Profit or Loss From Business
- Schedule F (Form 1040)** Profit or Loss From Farming
- Schedule SE (Form 1040)** Self-Employment Tax
- Schedule K-1 (Form 1065)** Partner's Share of Income, Deductions, Credits, etc.

- 2555** Foreign Earned Income
- W-2** Wage and Tax Statement

See [chapter 12](#) for information about getting publications and forms.

Deductible Premiums

You can generally deduct premiums you pay for the following kinds of insurance related to your trade or business.

1. Insurance that covers fire, storm, theft, accident, or similar losses.
2. Credit insurance that covers losses from business bad debts.
3. Group hospitalization and medical insurance for employees, including long-term care insurance.
 - a. If a partnership pays accident and health insurance premiums for its partners, it can generally deduct them as guaranteed payments to partners.
 - b. If an S corporation pays accident and health insurance premiums for its more-than-2% shareholder-employees, it can generally deduct them, but must also include them in the shareholder's wages subject to federal income tax withholding. See Pub.15-B.
4. Liability insurance.
5. Malpractice insurance that covers your personal liability for professional negligence resulting in injury or damage to patients or clients.
6. Workers' compensation insurance set by state law that covers any claims for bodily injuries or job-related diseases suffered by employees in your business, regardless of fault.
 - a. If a partnership pays workers' compensation premiums for its partners, it can generally deduct them as guaranteed payments to partners.
 - b. If an S corporation pays workers' compensation premiums for its more-than-2% shareholder-employees, it can generally deduct them, but must also include them in the shareholder's wages.
7. Contributions to a state unemployment insurance fund are deductible as taxes if they are considered taxes under state law.
8. Overhead insurance that pays for business overhead expenses you have during long periods of disability caused by your injury or sickness.
9. Car and other vehicle insurance that covers vehicles used in your business for liability, damages, and other losses. If you operate a vehicle partly for personal use and partly for business use, deduct only the part of the insurance premium that applies to the business use of the vehicle. If you use the standard mileage rate to figure your car expenses, you can't deduct any car insurance premiums.

10. Life insurance covering your officers and employees if you aren't directly or indirectly a beneficiary under the contract.
11. Business interruption insurance that pays for lost profits if your business is shut down due to a fire or other cause.

Self-Employed Health Insurance Deduction

You may be able to deduct the amount you paid for medical and dental insurance and qualified long-term care insurance for yourself, your spouse, and your dependents. The health insurance can cover your child who was under age 27 at the end of 2022, even if the child wasn't your dependent. A child includes your son, daughter, stepchild, adopted child, or foster child. A foster child is any child placed with you by an authorized placement agency or by judgment, decree, or other order of any court of competent jurisdiction.

One of the following statements must be true.

- You were self-employed and had a net profit for the year reported on Schedule C (Form 1040) or Schedule F (Form 1040).
- You were a partner with net earnings from self-employment for the year reported on Schedule K-1 (Form 1065), box 14, code A.
- You used one of the optional methods to figure your net earnings from self-employment on Schedule SE.
- You received wages in 2022 from an S corporation in which you were a more-than-2% shareholder. Health insurance premiums paid or reimbursed by the S corporation are shown as wages on Form W-2.

The insurance plan must be established, or considered to be established, as discussed in the following bullets, under your business.

- For self-employed individuals filing a Schedule C (Form 1040) or Schedule F (Form 1040), a policy can be either in the name of the business or in the name of the individual.
- For partners, a policy can be either in the name of the partnership or in the name of the partner. You can either pay the premiums yourself or the partnership can pay them and report the premium amounts on Schedule K-1 (Form 1065) as guaranteed payments to be included in your gross income. However, if the policy is in your name and you pay the premiums yourself, the partnership must reimburse you and report the premium amounts on Schedule K-1 (Form 1065) as guaranteed payments to be included in your gross income. Otherwise, the insurance plan won't be considered to be established under your business.
- For more-than-2% shareholders, a policy can be either in the name of the S corporation or in the name of the shareholder. You can either pay the premiums yourself or the S corporation can pay them and report the premium amounts on Form W-2 as wages to be included in your gross income. However, if the policy is in your name and

you pay the premiums yourself, the S corporation must reimburse you and report the premium amounts in box 1 of Form W-2 as wages to be included in your gross income. Otherwise, the insurance plan won't be considered to be established under your business.

Medicare premiums you voluntarily pay to obtain insurance in your name that is similar to qualifying private health insurance can be used to figure the deduction. Amounts paid for health insurance coverage from retirement plan distributions that were nontaxable because you are a retired public safety officer can't be used to figure the deduction.

You can claim the deduction for self-employed health insurance on Schedule 1 (Form 1040), line 17.

Qualified long-term care insurance. You can include premiums paid on a qualified long-term care insurance contract when figuring your deduction. But, for each person covered,

you can include only the smaller of the following amounts.

1. The amount of premiums paid for that person.
2. The amount shown below. Use the person's age at the end of the tax year.
 - a. Age 40 or younger — \$450
 - b. Age 41 to 50 — \$850
 - c. Age 51 to 60 — \$1,690
 - d. Age 61 to 70 — \$4,510
 - e. Age 71 or older — \$5,640

Qualified long-term care insurance contract. A qualified long-term care insurance contract is an insurance contract that only provides coverage of qualified long-term care services. The contract must meet all the following requirements.

- It must be guaranteed renewable.
- It must provide that refunds, other than refunds on the death of the insured or complete surrender or cancellation of the contract, and dividends under the contract

may be used only to reduce future premiums or increase future benefits.

- It must not provide for a cash surrender value or other money that can be paid, assigned, pledged, or borrowed.
- It must generally not pay or reimburse expenses incurred for services or items that would be reimbursed under Medicare, except where Medicare is a secondary payer or the contract makes per diem or other periodic payments without regard to expenses.

Qualified long-term care services. Qualified long-term care services are:

- Necessary diagnostic, preventive, therapeutic, curing, treating, mitigating, and rehabilitative services; and
- Maintenance or personal care services.

The services must be required by a chronically ill individual and prescribed by a licensed health care practitioner.

Caution. You may have to use the worksheets in Pub. 974 instead of this worksheet if the insurance plan established, or considered to be established, under your business was obtained through the Health Insurance Marketplace and you are claiming the premium tax credit. See Pub. 974 for details.

Note. Use a separate worksheet for each trade or business under which an insurance plan is established.

<p>1. Enter the total amount paid in 2022 for health insurance coverage established under your business (or the S corporation in which you were a more-than-2% shareholder) for 2022 for you, your spouse, and your dependents. Your insurance can also cover your child who was under age 27 at the end of 2022, even if the child was not your dependent. But don't include the following.</p> <ul style="list-style-type: none"> • Amounts for any month you were eligible to participate in a health plan subsidized by your employer or your spouse's employer or the employer of either your dependent or your child who was under the age of 27 at the end of 2022. • Any amounts paid from retirement plan distributions that were nontaxable because you are a retired public safety officer. • Any payments for qualified long-term care insurance (see line 2) 	1. _____
<p>2. For coverage under a qualified long-term care insurance contract, enter for each person covered the smaller of (a) or (b).</p> <p>a) Total payments made for that person during the year.</p> <p>b) The amount shown below. Use the person's age at the end of the tax year.</p> <p style="padding-left: 40px;">\$450— if that person is age 40 or younger</p> <p style="padding-left: 40px;">\$850— if age 41 to 50</p> <p style="padding-left: 40px;">\$1,690— if age 51 to 60</p> <p style="padding-left: 40px;">\$4,510— if age 61 to 70</p> <p style="padding-left: 40px;">\$5,640— if age 71 or older</p> <p style="padding-left: 20px;">Note. The amount of long-term care premiums that can be included as a medical expense is limited by the person's age. Don't include payments for any month you were eligible to participate in a long-term care insurance plan subsidized by your employer or your spouse's employer or the employer of either your dependent or your child who was under the age of 27 at the end of 2022. If more than one person is covered, figure separately the amount to enter for each person. Then enter the total of those amounts</p>	2. _____
<p>3. Add lines 1 and 2</p>	3. _____
<p>4. Enter your net profit* and any other earned income** from the trade or business under which the insurance plan is established. Don't include Conservation Reserve Program payments exempt from self-employment tax. If the business is an S corporation, skip to line 11</p>	4. _____
<p>5. Enter the total of all net profits* from Schedule C (Form 1040), line 31; Schedule F (Form 1040), line 34; or Schedule K-1 (Form 1065), box 14, code A, plus any other income allocable to the profitable businesses. Don't include Conservation Reserve Program payments exempt from self-employment tax. See the Instructions for Schedule SE (Form 1040). Don't include any net losses shown on these schedules</p>	5. _____
<p>6. Divide line 4 by line 5</p>	6. _____
<p>7. Multiply Schedule 1 (Form 1040), line 15, deductible part of self-employment tax, by the percentage on line 6</p>	7. _____
<p>8. Subtract line 7 from line 4</p>	8. _____
<p>9. Enter the amount, if any, from Schedule 1 (Form 1040), line 16, self-employed SEP, SIMPLE, and qualified plans, attributable to the same trade or business in which the insurance plan is established</p>	9. _____
<p>10. Subtract line 9 from line 8</p>	10. _____
<p>11. Enter your Medicare wages (box 5 of Form W-2) from an S corporation in which you are a more-than-2% shareholder and in which the insurance plan is established</p>	11. _____
<p>12. Enter any amount from Form 2555, line 45, attributable to the amount entered on line 4 or 11 above</p>	12. _____
<p>13. Subtract line 12 from line 10 or 11, whichever applies</p>	13. _____
<p>14. Self-employed health insurance deduction. Enter the smaller of line 3 or line 13 here and on Schedule 1 (Form 1040), line 17. Don't include this amount when figuring any medical expense deduction on Schedule A (Form 1040)</p>	14. _____

* If you used either optional method to figure your net earnings from self-employment from any business, don't enter your net profit from the business. Instead, enter the amount attributable to that business from Schedule SE (Form 1040), Part I, line 4b.

** **Earned income** includes net earnings and gains from the sale, transfer, or licensing of property you created. However, it doesn't include capital gain income.

Chronically ill individual. A chronically ill individual is a person who has been certified as one of the following.

- An individual who has been unable, due to loss of functional capacity for at least 90 days, to perform at least two activities of daily living without substantial assistance from another individual. Activities of daily living are eating, toileting, transferring

(general mobility), bathing, dressing, and continence.

- An individual who requires substantial supervision to be protected from threats to health and safety due to severe cognitive impairment.

The certification must have been made by a licensed health care practitioner within the previous 12 months.

Benefits received. For information on excluding benefits you receive from a long-term care contract from gross income, see Pub. 525.

Other coverage. You can't take the deduction for any month you were eligible to participate in any employer (including your spouse's) subsidized health plan at any time during that month, even if you didn't actually participate. In addition, if you were eligible for any month or part of

a month to participate in any subsidized health plan maintained by the employer of either your dependent or your child who was under age 27 at the end of 2022, don't use amounts paid for coverage for that month to figure the deduction.

These rules are applied separately to plans that provide long-term care insurance and plans that don't provide long-term care insurance. However, any medical insurance payments not deductible on Schedule 1 (Form 1040), line 17, can be included as medical expenses on Schedule A (Form 1040) if you itemize deductions.

Effect on itemized deductions. Subtract the health insurance deduction from your medical insurance when figuring medical expenses on Schedule A (Form 1040) if you itemize deductions.

Effect on self-employment tax. You can't subtract the self-employed health insurance deduction when figuring net earnings for your self-employment tax from the business under which the insurance plan is established, or considered to be established, as discussed earlier. For more information, see Schedule SE (Form 1040).

How to figure the deduction. Generally, you can use the worksheet in the Form 1040 instructions to figure your deduction. However, if any of the following apply, you must use Worksheet 6-A in this chapter.

- You had more than one source of income subject to self-employment tax.
- You file Form 2555.
- You are using amounts paid for qualified long-term care insurance to figure the deduction.

More than one health plan and business. If you have more than one health plan during the year and each plan is established under a different business, you must use separate worksheets (Worksheet 6-A) to figure each plan's net earnings limit. Include the premium you paid under each plan on line 1 or line 2 of that separate worksheet and your net profit (or wages) from that business on line 4 (or line 11). For a plan that provides long-term care insurance, the total of the amounts entered for each person on line 2 of all worksheets can't be more than the appropriate limit shown on line 2 for that person.

Nondeductible Premiums

You can't deduct premiums on the following kinds of insurance.

1. Self-insurance reserve funds. You can't deduct amounts credited to a reserve set up for self-insurance. This applies even if you can't get business insurance coverage for certain business risks. However, your actual losses may be deductible. See Pub. 547.
2. Loss of earnings. You can't deduct premiums for a policy that pays for lost earnings due to sickness or disability. However, see

the discussion on overhead insurance, item (8), under [Deductible Premiums](#), earlier.

3. Certain life insurance and annuities.
 - a. For contracts issued before June 9, 1997, you can't deduct the premiums on a life insurance policy covering you, an employee, or any person with a financial interest in your business if you are directly or indirectly a beneficiary of the policy. You are included among possible beneficiaries of the policy if the policy owner is obligated to repay a loan from you using the proceeds of the policy. A person has a financial interest in your business if the person is an owner or part owner of the business or has lent money to the business.
 - b. For contracts issued after June 8, 1997, you generally can't deduct the premiums on any life insurance policy, endowment contract, or annuity contract if you are directly or indirectly a beneficiary. The disallowance applies without regard to whom the policy covers.
 - c. Partners. If, as a partner in a partnership, you take out an insurance policy on your own life and name your partners as beneficiaries to induce them to retain their investments in the partnership, you are considered a beneficiary. You can't deduct the insurance premiums.
4. Insurance to secure a loan. If you take out a policy on your life or on the life of another person with a financial interest in your business to get or protect a business loan, you can't deduct the premiums as a business expense. Nor can you deduct the premiums as interest on business loans or as an expense of financing loans. In the event of death, the proceeds of the policy are generally not taxed as income even if they are used to liquidate the debt.

Capitalized Premiums

Under the uniform capitalization rules, you must capitalize the direct costs and part of the indirect costs for certain production or resale activities. Include these costs in the basis of property you produce or acquire for resale, rather than claiming them as a current deduction. You recover the costs through depreciation, amortization, or cost of goods sold when you use, sell, or otherwise dispose of the property.

Indirect costs include premiums for insurance on your plant or facility, machinery, equipment, materials, property produced, or property acquired for resale.

Uniform capitalization rules. You may be subject to the uniform capitalization rules if you do any of the following, unless the property is produced for your use other than in a business or an activity carried on for profit.

1. Produce real property or tangible personal property. For this purpose, tangible personal property includes a film, sound recording, videotape, book, or similar property.
2. Acquire property for resale.

However, these rules don't apply to the following property.

1. Personal property you acquire for resale if your average annual gross receipts are \$27 million or less for the 3 prior tax years.
2. Property you produce if you meet either of the following conditions.
 - a. Your indirect costs of producing the property are \$200,000 or less.
 - b. You use the cash method of accounting and don't account for inventories.

More information. For more information on these rules, see *Uniform Capitalization Rules* in Pub. 538 and the regulations under section 263A.

When To Deduct Premiums

You can usually deduct insurance premiums in the tax year to which they apply.

Cash method. If you use the cash method of accounting, you generally deduct insurance premiums in the tax year you actually paid them, even if you incurred them in an earlier year. However, see [Prepayment](#), later.

Accrual method. If you use an accrual method of accounting, you can't deduct insurance premiums before the tax year in which you incur a liability for them. In addition, you can't deduct insurance premiums before the tax year in which you actually pay them (unless the exception for recurring items applies). For more information about the accrual method of accounting, see [chapter 1](#). For information about the exception for recurring items, see Pub. 538.

Prepayment. You can't deduct expenses in advance, even if you pay them in advance. This rule applies to any expense paid far enough in advance to, in effect, create an asset with a useful life extending substantially beyond the end of the current tax year.

Expenses such as insurance are generally allocable to a period of time. You can deduct insurance expenses for the year to which they are allocable.

Example. In 2022, you signed a 3-year insurance contract. Even though you paid the premiums for 2022, 2023, and 2024 when you signed the contract, you can only deduct the premium for 2022 on your 2022 tax return. You can deduct in 2023 and 2024 the premiums allocable to those years.

Dividends received. If you receive dividends from business insurance and you deducted the premiums in prior years, at least part of the dividends are generally income. For more

information, see [Recovery of amount deducted \(tax benefit rule\)](#) in [chapter 1](#) under [How Much Can I Deduct](#).

7.

Costs You Can Deduct or Capitalize

What's New

Research and experimental costs. Beginning January 1, 2022, research and experimental expenditures, generally, have to be amortized over a 5-year period. A business cannot elect to deduct their total research expenses in the current year. See [Research and Experimental Costs](#) in [chapter 7](#) and [chapter 8](#).

Introduction

This chapter discusses costs you can elect to deduct or capitalize.

You generally deduct a cost as a current business expense by subtracting it from your income in either the year you incur it or the year you pay it.

If you capitalize a cost, you may be able to recover it over a period of years through periodic deductions for amortization, depletion, or depreciation. When you capitalize a cost, you add it to the basis of property to which it relates.

A partnership, corporation, estate, or trust makes the election to deduct or capitalize the costs discussed in this chapter except for exploration costs for mineral deposits. Each individual partner, shareholder, or beneficiary elects whether to deduct or capitalize exploration costs.



Individuals, estates, and trusts may be subject to AMT if they deduct certain research and experimental, intangible drilling, exploration, development, circulation, or business organizational costs.

For more information on the AMT, see the Instructions for Form 6251 and the Instructions for Schedule I (Form 1041).

Topics

This chapter discusses:

- Carrying charges
- Research and experimental costs
- Intangible drilling costs
- Exploration costs
- Development costs
- Circulation costs
- Business startup and organizational costs
- Reforestation costs

- Retired asset removal costs
- Barrier removal costs
- Film and television production costs
- Repair and maintenance costs

Useful Items

You may want to see:

Publication

- 544** Sales and Other Dispositions of Assets

Form (and Instructions)

- Schedule C (Form 1040)** Profit or Loss From Business
- 3468** Investment Credit
- 6765** Credit for Increasing Research Activities
- 8826** Disabled Access Credit
- T (Timber)** Forest Activities Schedule

See [chapter 12](#) for information about getting publications and forms.

Carrying Charges

Carrying charges include the taxes and interest you pay to carry or develop real property or to carry, transport, or install personal property. Certain carrying charges must be capitalized under the uniform capitalization rules. (For information on capitalization of interest, see [chapter 4](#).) You can elect to capitalize carrying charges not subject to the uniform capitalization rules, but only if they are otherwise deductible.

You can elect to capitalize carrying charges separately for each project you have and for each type of carrying charge. Your election is good for only 1 year for unimproved and unproductive real property. You must decide whether to capitalize carrying charges each year the property remains unimproved and unproductive. For other real property, your election to capitalize carrying charges remains in effect until construction or development is completed. For personal property, your election is effective until the date you install or first use it, whichever is later.

How to make the election. To make the election to capitalize a carrying charge, attach a statement to your original tax return for the year the election is to be effective indicating which charges you are electing to capitalize. However, if you timely filed your return for the year without making the election, you can still make the election by filing an amended return within 6 months of the due date of the return (excluding extensions). Attach the statement to the amended return and write "Filed pursuant to section 301.9100-2" on the statement. File the amended return at the same address you filed the original return.

Research and Experimental Costs

Research or experimental expenditures paid or incurred in tax years beginning after December

31, 2021, must be charged to a separate specified research or experimental capital account and amortized ratably over a 5-year period or a 15-year period for foreign research. The expenses cannot be deducted in full in the current year.

For information on amortizing these costs, see [Research and Experimental Costs](#) in [chapter 8](#).

Research and experimental costs defined. Research or experimental expenditures, as used in section 174, are research and development costs, including costs incident to research in the experimental or laboratory sense, you incur in connection with your trade or business for activities intended to provide information that would eliminate uncertainty about the development or improvement of a product. Uncertainty exists if the information available to you does not establish how to develop or improve a product or the appropriate design of a product. Whether costs qualify as research and experimental expenditures depends on the nature of the activity to which the costs relate rather than on the nature of the product or improvement being developed or the level of technological advancement.

The costs of obtaining a patent, including attorneys' fees paid or incurred in making and perfecting a patent application, are research and experimental expenditures. However, costs paid or incurred to obtain another's patent are not research and experimental expenditures.

The costs related to developing software are treated as research and experimental expenditures.

Product. The term "product" includes any of the following items.

- Formula.
- Invention.
- Patent.
- Pilot model.
- Process.
- Technique.
- Property similar to the items listed above.

It also includes products used by you in your trade or business or held for sale, lease, or license.

Costs not included. Research and experimental expenditures do not include expenses for any of the following activities.

- Advertising or promotions.
- Consumer surveys.
- Efficiency surveys.
- Land, including acquisition and improvement costs for land.
- Acquisition and improvement costs of depreciable property.
- Exploration costs for the purpose of ascertaining the existence, location, extent, or quality of any deposit of ore or other mineral.
- Management studies.
- Quality control testing.
- Research in connection with literary, historical, or similar projects.
- The acquisition of another's patent, model, production, or process.

Research credit. If you pay or incur costs that may be treated as research or experimental

costs, you may be able to take the research credit. For more information, see Form 6765 and its instructions.

Payroll tax credit. The payroll tax credit is an annual election made by a qualified small business specifying the amount of research credit, not to exceed \$250,000, that may be used against the employer portion of social security liability. The credit is the smallest of the current year research credit, an elected amount not to exceed \$250,000, or the general business credit carryforward for the tax year (before the application of the payroll tax credit election for the tax year). The election must be made on or before the due date of the originally filed return (including extensions). An election cannot be made for a tax year if an election was made for 5 or more preceding tax years. The election made by a partnership or S corporation is made at the entity level.

A qualified small business that elects to claim the payroll tax credit will claim the payroll tax credit against the employer's portion of social security tax on its employment tax return for the first quarter that begins after it files the return reflecting the payroll tax election. For more information, see the Instructions for Form 6765.

Intangible Drilling Costs

The costs of developing oil, gas, or geothermal wells are ordinarily capital expenditures. You can usually recover them through depreciation or depletion. However, you can elect to deduct intangible drilling costs (IDCs) as a current business expense. These are certain drilling and development costs for wells in the United States in which you hold an operating or working interest. You can deduct only costs for drilling or preparing a well for the production of oil, gas, or geothermal steam or hot water.

You can elect to deduct only the costs of items with no salvage value. These include wages, fuel, repairs, hauling, and supplies related to drilling wells and preparing them for production. Your cost for any drilling or development work done by contractors under any form of contract is also an IDC. However, see [Amounts paid to contractor that must be capitalized](#), later.

You can also elect to deduct the cost of drilling exploratory bore holes to determine the location and delineation of offshore hydrocarbon deposits if the shaft is capable of conducting hydrocarbons to the surface on completion. It does not matter whether there is any intent to produce hydrocarbons.

If you do not elect to deduct your IDCs as a current business expense, you can elect to deduct them over the 60-month period beginning with the month they were paid or incurred.

Amounts paid to contractor that must be capitalized. Amounts paid to a contractor must be capitalized if they are either:

- Amounts properly allocable to the cost of depreciable property, or
- Amounts paid only out of production or proceeds from production if these amounts are depletable income to the recipient.

How to make the election. You elect to deduct IDCs as a current business expense by taking the deduction on your income tax return for the first tax year you have eligible costs. No formal statement is required. If you file Schedule C (Form 1040), enter these costs under "Other expenses."

For oil and gas wells, your election is binding for the year it is made and for all later years. For geothermal wells, your election can be revoked by the filing of an amended return on which you do not take the deduction. You can file the amended return for the year up to the normal time of expiration for filing a claim for credit or refund, generally, within 3 years after the date you filed the original return or within 2 years after the date you paid the tax, whichever is later.

Energy credit for costs of geothermal wells. If you capitalize the drilling and development costs of geothermal wells that you place in service during the tax year, you may be able to claim a business energy credit. See the Instructions for Form 3468 for more information.

Nonproductive well. If you capitalize your IDCs, you have another option if the well is nonproductive. You can deduct the IDCs of the nonproductive well as an ordinary loss. You must indicate and clearly state your election on your tax return for the year the well is completed. Once made, the election for oil and gas wells is binding for all later years. You can revoke your election for a geothermal well by filing an amended return that does not claim the loss.

Costs incurred outside the United States. You cannot deduct as a current business expense all the IDCs paid or incurred for an oil, gas, or geothermal well located outside the United States. However, you can elect to include the costs in the adjusted basis of the well to figure depletion or depreciation. If you do not make this election, you can deduct the costs over the 10-year period beginning with the tax year in which you paid or incurred them. These rules do not apply to a nonproductive well.

Exploration Costs

The costs of determining the existence, location, extent, or quality of any mineral deposit are ordinarily capital expenditures if the costs lead to the development of a mine. You recover these costs through depletion as the mineral is removed from the ground. However, you can elect to deduct domestic exploration costs paid or incurred before the beginning of the development stage of the mine (except those for oil and gas wells).

How to make the election. You elect to deduct exploration costs by taking the deduction on your income tax return, or on an amended income tax return, for the first tax year for which you wish to deduct the costs paid or incurred during the tax year. Your return must adequately describe and identify each property or mine, and clearly state how much is being deducted for each one. The election applies to the tax year you make this election and all later tax years.

Partnerships and S corporations. Each partner, not the partnership, elects whether to capitalize or to deduct that partner's share of exploration costs. Each shareholder, not the S corporation, elects whether to capitalize or to deduct that shareholder's share of exploration costs.

Reduced corporate deductions for exploration costs. A corporation (other than an S corporation) can deduct only 70% of its domestic exploration costs. It must capitalize the remaining 30% of costs and amortize them over the 60-month period starting with the month the exploration costs are paid or incurred. A corporation may also elect to capitalize and amortize mining exploration costs over a 10-year period. For more information on this method of amortization, see section 59(e).

The 30% that the corporation capitalizes cannot be added to its basis in the property to figure cost depletion. However, the amount amortized is treated as additional depreciation and is subject to recapture as ordinary income on a disposition of the property. See *Section 1250 Property under Depreciation Recapture* in chapter 3 of Pub. 544.

These rules also apply to the deduction of development costs by corporations. See [Development Costs](#), later.

Recapture of exploration expenses. When your mine reaches the producing stage, you must recapture any exploration costs you elected to deduct. Use either of the following methods.

Method 1—Include the deducted costs in gross income for the tax year the mine reaches the producing stage. Your election must be clearly indicated on the return. Increase your adjusted basis in the mine by the amount included in income. Generally, you must elect this recapture method by the due date (including extensions) of your return. However, if you timely filed your return for the year without making the election, you can still make the election by filing an amended return within 6 months of the due date of the return (excluding extensions). Make the election on your amended return and write "Filed pursuant to section 301.9100-2" on the form where you are including the income. File the amended return at the same address you filed the original return.

Method 2—Do not claim any depletion deduction for the tax year the mine reaches the producing stage and any later tax years until the depletion you would have deducted equals the exploration costs you deducted.

You must also recapture deducted exploration costs if you receive a bonus or royalty from mine property before it reaches the producing stage. Do not claim any depletion deduction for the tax year you receive the bonus or royalty and any later tax years until the depletion you would have deducted equals the exploration costs you deducted.

Generally, if you dispose of the mine before you have fully recaptured the exploration costs you deducted, recapture the balance by treating all or part of your gain as ordinary income.

Under these circumstances, you generally treat as ordinary income all of your gain if it is less than your adjusted exploration costs with respect to the mine. If your gain is more than your adjusted exploration costs, treat as ordinary income only a part of your gain, up to the amount of your adjusted exploration costs.

Foreign exploration costs. If you pay or incur exploration costs for a mine or other natural deposit located outside the United States, you cannot deduct all the costs in the current year. You can elect to include the costs (other than for an oil, gas, or geothermal well) in the adjusted basis of the mineral property to figure cost depletion. (Cost depletion is discussed in [chapter 9](#).) If you do not make this election, you must deduct the costs over the 10-year period beginning with the tax year in which you pay or incur them. These rules also apply to foreign development costs.

Development Costs

You can deduct costs paid or incurred during the tax year for developing a mine or any other natural deposit (other than an oil or gas well) located in the United States. These costs must be paid or incurred after the discovery of ores or minerals in commercially marketable quantities. Development costs also include depreciation on improvements used in the development of ores or minerals and costs incurred for you by a contractor. Development costs do not include the costs for the acquisition or improvement of depreciable property.

Instead of deducting development costs in the year paid or incurred, you can elect to treat the costs as deferred expenses and deduct them ratably as the units of produced ores or minerals benefited by the expenses are sold. This election applies each tax year to expenses paid or incurred in that year. Once made, the election is binding for the year and cannot be revoked for any reason.

How to make the election. The election to deduct development costs ratably as the ores or minerals are sold must be made for each mine or other natural deposit by a clear indication on your return or by a statement filed with the IRS office where you file your return. Generally, you must make the election by the due date of the return (including extensions). However, if you timely filed your return for the year without making the election, you can still make the election by filing an amended return within 6 months of the due date of the return (excluding extensions). Clearly indicate the election on your amended return and write "Filed pursuant to section 301.9100-2." File the amended return at the same address you filed the original return.

Foreign development costs. The rules discussed earlier for [Foreign exploration costs](#) apply to foreign development costs.

Reduced corporate deductions for development costs. The rules discussed earlier for [Reduced corporate deductions for exploration costs](#) also apply to corporate deductions for development costs.

Circulation Costs

A publisher can deduct as a current business expense the costs of establishing, maintaining, or increasing the circulation of a newspaper, magazine, or other periodical. For example, a publisher can deduct the cost of hiring extra employees for a limited time to get new subscriptions through telephone calls. Circulation costs may be deducted even if they would normally be capitalized.

This rule does not apply to the following costs that must be capitalized.

- The purchase of land or depreciable property.
- The acquisition of circulation through the purchase of any part of the business of another publisher of a newspaper, magazine, or other periodical, including the purchase of another publisher's list of subscribers.

Other treatment of circulation costs. If you do not want to deduct circulation costs as a current business expense, you can elect one of the following ways to recover these costs.

- Capitalize all circulation costs that are properly chargeable to a capital account (see [chapter 1](#)).
- Amortize circulation costs over the 3-year period beginning with the tax year they were paid or incurred.

How to make the election. You elect to capitalize circulation costs by attaching a statement to your return for the first tax year the election applies. Your election is binding for the year it is made and for all later years, unless you get IRS approval to revoke it.

Business Startup and Organizational Costs

Business startup and organizational costs are generally capital expenditures. However, you can elect to deduct up to \$5,000 of business startup and \$5,000 of organizational costs paid or incurred after October 22, 2004. The \$5,000 deduction is reduced by the amount your total startup or organizational costs exceed \$50,000. Any remaining costs must be amortized. For information about amortizing startup and organizational costs, see [chapter 8](#).

Startup costs include any amounts paid or incurred in connection with creating an active trade or business or investigating the creation or acquisition of an active trade or business. Organizational costs include the costs of creating a corporation or partnership.

How to make the election. You elect to deduct the startup or organizational costs by claiming the deduction on your income tax return (filed by the due date including extensions) for the tax year in which the active trade or business begins. For costs paid or incurred after September 8, 2008, you are not required to attach a statement to your return to elect to deduct such costs. However, for startup or organizational costs paid or incurred before September 9, 2008, you may be required to at-

tach a statement to your return to elect to deduct such costs. If you timely filed your return for the year without making the election, you can still make the election by filing an amended return within 6 months of the due date of the return (excluding extensions). Clearly indicate the election on your amended return and write "Filed pursuant to section 301.9100-2."

File the amended return at the same address you filed the original return. The election applies when figuring taxable income for the current tax year and all subsequent years. Once made, the election is irrevocable. For more information on startup and organizational costs, see [chapter 8](#).

Reforestation Costs

Reforestation costs are generally capital expenditures. However, you can elect to deduct up to \$10,000 (\$5,000 if married filing separately; \$0 for a trust) of qualifying reforestation costs paid or incurred after October 22, 2004, for each qualified timber property. The remaining costs can be amortized over an 84-month period. For information about amortizing reforestation costs, see [chapter 8](#).

Qualifying reforestation costs are the direct costs of planting or seeding for forestation or reforestation. Qualified timber property is property that contains trees in significant commercial quantities. See [chapter 8](#) for more information on qualifying reforestation costs and qualified timber property.

If you elect to deduct qualified reforestation costs, create and maintain separate timber accounts for each qualified timber property and include all reforestation costs and the dates each was applied. Do not include this qualified timber property in any account (for example, depletion block) for which depletion is allowed.

How to make the election. You elect to deduct qualifying reforestation costs by claiming the deduction on your timely filed income tax return (including extensions) for the tax year the expenses were paid or incurred. If Form T (Timber) is required, complete Part IV of the form. If Form T (Timber) is not required, attach a statement containing the following information for each qualified timber property for which an election is being made.

- The unique stand identification numbers.
- The total number of acres reforested during the tax year.
- The nature of the reforestation treatments.
- The total amounts of qualified reforestation expenditures eligible to be amortized or deducted.

If you timely filed your return for the year without making the election, you can still make the election by filing an amended return within 6 months of the due date of the return (excluding extensions). Clearly indicate the election on your amended return and write "Filed pursuant to section 301.9100-2." File the amended return at the same address you filed the original return. The election applies when figuring taxable income for the current tax year and all subsequent years.

For additional information on reforestation costs, see [chapter 8](#).

Recapture. This deduction may have to be recaptured as ordinary income under section 1245 when you sell or otherwise dispose of the property that would have received an addition to basis if you had not elected to deduct the expenditure. For more information on recapturing the deduction, see *Depreciation Recapture* in Pub. 544.

Retired Asset Removal Costs

If you retire and remove a depreciable asset in connection with the installation or production of a replacement asset, you can deduct the costs of removing the retired asset. However, if you replace a component (part) of a depreciable asset, capitalize the removal costs if the replacement is an improvement and deduct the costs if the replacement is a repair.

Barrier Removal Costs

The cost of an improvement to a business asset is normally a capital expense. However, you can elect to deduct the costs of making a facility or public transportation vehicle more accessible to and usable by those who are disabled or elderly. You must own or lease the facility or vehicle for use in connection with your trade or business.

A facility is all or any part of buildings, structures, equipment, roads, walks, parking lots, or similar real or personal property. A public transportation vehicle is a vehicle, such as a bus or railroad car, that provides transportation service to the public (including service for your customers, even if you are not in the business of providing transportation services).

You cannot deduct any costs that you paid or incurred to completely renovate or build a facility or public transportation vehicle or to replace depreciable property in the normal course of business.

Deduction limit. The most you can deduct as a cost of removing barriers to the disabled and the elderly for any tax year is \$15,000. However, you can add any costs over this limit to the basis of the property and depreciate these excess costs.

Partners and partnerships. The \$15,000 limit applies to a partnership and also to each partner in the partnership. A partner can allocate the \$15,000 limit in any manner among the partner's individually incurred costs and the partner's distributive share of partnership costs. If the partner cannot deduct the entire share of partnership costs, the partnership can add any costs not deducted to the basis of the improved property.

A partnership must be able to show that any amount added to basis was not deducted by the partner and that it was over a partner's \$15,000 limit (as determined by the partner). If the partnership cannot show this, it is presumed

that the partner was able to deduct the distributive share of the partnership's costs in full.

Example. Emilio Azul's distributive share of ABC partnership's deductible expenses for the removal of architectural barriers was \$14,000. Emilio had \$12,000 of similar expenses in his sole proprietorship. He elected to deduct \$7,000 of them. Emilio allocated the remaining \$8,000 of the \$15,000 limit to his share of ABC's expenses. Emilio can add the excess \$5,000 of his own expenses to the basis of the property used in his business. Also, if ABC can show that Emilio could not deduct \$6,000 (\$14,000 – \$8,000) of his share of the partnership's expenses because of how Emilio applied the limit, ABC can add \$6,000 to the basis of its property.

Qualification standards. You can deduct your costs as a current expense only if the barrier removal meets the guidelines and requirements issued by the Architectural and Transportation Barriers Compliance Board under the Americans with Disabilities Act (ADA) of 1990. You can view the ADA at ADA.gov/pubs/ada.htm.

The following is a list of some architectural barrier removal costs that can be deducted.

- Ground and floor surfaces.
- Walks.
- Parking lots.
- Ramps.
- Entrances.
- Doors and doorways.
- Stairs.
- Floors.
- Toilet rooms.
- Water fountains.
- Public telephones.
- Elevators.
- Controls.
- Signage.
- Alarms.
- Protruding objects.
- Symbols of accessibility.

You can find the ADA guidelines and requirements for architectural barrier removal at USDOJ.gov/crt/ada/reg3a.html.

The costs for removal of transportation barriers from rail facilities, buses, and rapid and light rail vehicles are deductible. You can find the guidelines and requirements for transportation barrier removal at transit.dot.gov.

Also, you can access the ADA website at ADA.gov for additional information.

Other barrier removals. To be deductible, expenses of removing any barrier not covered by the above standards must meet all three of the following tests.

1. The removed barrier must be a substantial barrier to access or use of a facility or public transportation vehicle by persons who have a disability or are elderly.
2. The removed barrier must have been a barrier for at least one major group of persons who have a disability or are elderly (such as people who are blind, deaf, or wheelchair users).

3. The barrier must be removed without creating any new barrier that significantly impairs access to or use of the facility or vehicle by a major group of persons who have a disability or are elderly.

How to make the election. If you elect to deduct your costs for removing barriers to the disabled or the elderly, claim the deduction on your income tax return (partnership return for partnerships) for the tax year the expenses were paid or incurred. Identify the deduction as a separate item. The election applies to all the qualifying costs you have during the year, up to the \$15,000 limit. If you make this election, you must maintain adequate records to support your deduction.

For your election to be valid, you must generally file your return by its due date, including extensions. However, if you timely filed your return for the year without making the election, you can still make the election by filing an amended return within 6 months of the due date of the return (excluding extensions). Clearly indicate the election on your amended return and write "Filed pursuant to section 301.9100-2." File the amended return at the same address you filed the original return. Your election is irrevocable after the due date, including extensions, of your return.

Disabled access credit. If you make your business accessible to persons with disabilities and your business is an eligible small business, you may be able to claim the disabled access credit. If you choose to claim the credit, you must reduce the amount you deduct or capitalize by the amount of the credit.

For more information, see Form 8826.

Film, Television, and Live Theatrical Production Costs

Film, television, and theatrical production costs are generally capital expenses. However, you can elect to deduct certain costs of a qualified film, television, or live theatrical production commencing before January 1, 2026 (after December 31, 2015, and before January 1, 2026, for a live theatrical production), if the aggregate cost of the production doesn't exceed \$15 million. There is a higher dollar limitation for productions in certain areas. The deduction is subject to recapture under section 1245 if the election is voluntarily revoked or the production fails to meet the requirements for the deduction. For more information, see section 181 and the related regulations.

Certain qualified film, television, or live theatrical productions acquired and placed in service after September 27, 2017, may be eligible for the special depreciation allowance under section 168(k). For more information, see Pub. 946, How To Depreciate Property.

Note. No other depreciation or amortization deduction is allowed for costs of qualified film or television production or any qualified live theatrical production if an election is made to deduct such costs.

Repair and Maintenance Costs

Generally, you can deduct amounts paid for repairs and maintenance to tangible property if the amounts paid are not otherwise required to be capitalized. However, you may elect to capitalize amounts paid for repair and maintenance consistent with the treatment on your books and records. If you make this election, it applies to all amounts paid for repair and maintenance to tangible property that you treat as capital expenditures on your books and records for the tax year.

How to make the election. To make the election to treat repairs and maintenance as capital expenditures, attach a statement titled “Section 1.263(a)-3(n) Election” to your timely filed return (including extensions). For more information on what to include in the statement, see Regulations section 1.263(a)-3(n). If you timely filed your return without making the election, you can still make the election by filing an amended return within 6 months of the due date of the return (excluding extensions). Attach the statement to the amended return and write “Filed pursuant to section 301.9100-2” on the statement. File the amended return at the same address you filed the original return.

8. Amortization

What's New

Amortization of research and experimental expenditures. Specified research or experimental costs paid or incurred in tax years beginning after 2021 must be capitalized and amortized ratably over a 5-year period (15-year period for any expenditures related to foreign research). See [Research and Experimental Costs](#), later.

Introduction

Amortization is a method of recovering (deducting) certain capital costs over a fixed period of time. It is similar to the straight line method of depreciation.

The various amortizable costs covered in this chapter are included in the list below. However, this chapter doesn't discuss amortization of bond premium. For information on that topic, see chapter 3 of Pub. 550, Investment Expenses.

Topics

This chapter discusses:

- Deducting amortization
- Amortizing costs of starting a business
- Amortizing costs of getting a lease
- Amortizing costs of section 197 intangibles
- Amortizing reforestation costs
- Amortizing costs of geological and geophysical costs
- Amortizing costs of pollution control facilities
- Amortizing costs of research and experimentation
- Amortizing costs of certain tax preferences

Useful Items

You may want to see:

Publication

- 544** Sales and Other Dispositions of Assets
- 550** Investment Income and Expenses
- 946** How To Depreciate Property

Form (and Instructions)

- 3115** Application for Change in Accounting Method
- 4562** Depreciation and Amortization
- 6251** Alternative Minimum Tax—Individuals

See [chapter 12](#) for information about getting publications and forms.

How To Deduct Amortization

To deduct amortization that begins during the current tax year, complete Part VI of Form 4562 and attach it to your income tax return.

To report amortization from previous years, in addition to amortization that begins in the current year, list on Form 4562 each item separately. For example, in 2021, you began to amortize a lease. In 2022, you began to amortize a second lease. Report amortization from the new lease on line 42 of your 2022 Form 4562. Report amortization from the 2021 lease on line 43 of your 2022 Form 4562.

If you don't have any new amortizable expenses for the current year, you aren't required to complete Form 4562 (unless you are claiming depreciation). Report the current year's deduction for amortization that began in a prior year directly on the “Other deduction” or “Other expense” line of your return.

Starting a Business

When you start a business, treat all eligible costs you incur before you begin operating the business as capital expenditures that are part of your basis in the business. Generally, you recover costs for particular assets through depreciation deductions. However, you generally

can't recover other costs until you sell the business or otherwise go out of business. For a discussion on how to treat these costs, see [If your attempt to go into business is unsuccessful](#) under [Capital Expenses](#) in [chapter 1](#).

For costs paid or incurred after September 8, 2008, you can deduct a limited amount of startup and organizational costs. The costs that aren't deducted currently can be amortized ratably over a 180-month period. The amortization period starts with the month you begin operating your active trade or business. You aren't required to attach a statement to make this election. You can choose to forgo this election by affirmatively electing to capitalize your startup costs on your income tax return filed by the due date (including extensions) for the tax year in which the active trade or business begins. Once made, the election to either amortize or capitalize startup costs is irrevocable and applies to all startup costs that are related to your trade or business. See Regulations sections 1.195-1, 1.248-1, and 1.709-1.

For costs paid or incurred after October 22, 2004, and before September 9, 2008, you can elect to deduct a limited amount of business startup and organizational costs in the year your active trade or business begins. Any costs not deducted can be amortized ratably over a 180-month period, beginning with the month you begin business. If the election is made, you must attach any statement required by Regulations sections 1.195-1(b), 1.248-1(c), and 1.709-1(c), as in effect before September 9, 2008.

Note. You can apply the provisions of Regulations sections 1.195-1, 1.248-1, and 1.709-1 to all business startup and organizational costs paid or incurred after October 22, 2004, provided the period of limitations on assessment hasn't expired for the year of the election. Otherwise, for business startup and organizational costs paid or incurred after October 22, 2004, and before September 9, 2008, the provisions under Regulations sections 1.195-1(b), 1.248-1(c), and 1.709-1(c), as in effect before September 9, 2008, will apply.

For costs paid or incurred before October 23, 2004, you can elect to amortize business startup and organizational costs over an amortization period of 60 months or more. See [How To Make the Election](#), later.

The cost must qualify as one of the following.

- A business startup cost.
- An organizational cost for a corporation.
- An organizational cost for a partnership.

Business Startup Costs

Startup costs are amounts paid or incurred for **(a)** creating an active trade or business, or **(b)** investigating the creation or acquisition of an active trade or business. Startup costs include amounts paid or incurred in connection with an existing activity engaged in for profit, and for the production of income in anticipation of the activity becoming an active trade or business.

Qualifying costs. A startup cost is amortizable if it meets both of the following tests.

- It is a cost you could deduct if you paid or incurred it to operate an existing active trade or business (in the same field as the one you entered into).
- It is a cost you pay or incur before the day your active trade or business begins.

Startup costs include amounts paid for the following.

- An analysis or survey of potential markets, products, labor supply, transportation facilities, etc.
- Advertisements for the opening of the business.
- Salaries and wages for employees who are being trained and their instructors.
- Travel and other necessary costs for securing prospective distributors, suppliers, or customers.
- Salaries and fees for executives and consultants, or for similar professional services.

Nonqualifying costs. Startup costs don't include deductible interest, taxes, or research and experimental costs. See [Research and Experimental Costs](#), later.

Purchasing an active trade or business. Amortizable startup costs for purchasing an active trade or business include only investigative costs incurred in the course of a general search for or preliminary investigation of the business. These are costs that help you decide whether to purchase a business. Costs you incur in an attempt to purchase a specific business are capital expenses that you can't amortize.

Example. On June 1, you hired an accounting firm and a law firm to assist you in the potential purchase of XYZ, Inc. They researched XYZ's industry and analyzed the financial projections of XYZ, Inc. In September, the law firm prepared and submitted a letter of intent to XYZ, Inc. The letter stated that a binding commitment would result only after a purchase agreement was signed. The law firm and accounting firm continued to provide services, including a review of XYZ's books and records and the preparation of a purchase agreement. On October 22, you signed a purchase agreement with XYZ, Inc.

All amounts paid or incurred to investigate the business before October 22 are amortizable investigative costs. Amounts paid on or after that date relate to the attempt to purchase the business and therefore must be capitalized.

Disposition of business. If you completely dispose of your business before the end of the amortization period, you can deduct any remaining deferred startup costs. However, you can deduct these deferred startup costs only to the extent they qualify as a loss from a business.

Costs of Organizing a Corporation

Amounts paid to organize a corporation are the direct costs of creating the corporation.

Qualifying costs. To qualify as an organizational cost, it must be:

- For the creation of the corporation,
- Chargeable to a capital account (see [chapter 1](#)),
- Amortized over the life of the corporation if the corporation had a fixed life, and
- Incurred before the end of the first tax year in which the corporation is in business.

A corporation using the cash method of accounting can amortize organizational costs incurred within the first tax year, even if it doesn't pay them in that year.

Examples of organizational costs include the following.

- The cost of temporary directors.
- The cost of organizational meetings.
- State incorporation fees.
- The cost of legal services.

Nonqualifying costs. The following items are capital expenses that can't be amortized.

- Costs for issuing and selling stock or securities, such as commissions, professional fees, and printing costs.
- Costs associated with the transfer of assets to the corporation.

Costs of Organizing a Partnership

The costs to organize a partnership are the direct costs of creating the partnership.

Qualifying costs. A partnership can amortize an organizational cost only if it meets all the following tests.

- It is for the creation of the partnership and not for starting or operating the partnership trade or business.
- It is chargeable to a capital account (see [chapter 1](#)).
- It could be amortized over the life of the partnership if the partnership had a fixed life.
- It is incurred by the due date of the partnership return (excluding extensions) for the first tax year in which the partnership is in business. However, if the partnership uses the cash method of accounting and pays the cost after the end of its first tax year, see [Cash method partnership](#) under [How To Amortize](#), later.
- It is for a type of item normally expected to benefit the partnership throughout its entire life.

Organizational costs include the following fees.

- Legal fees for services incident to the organization of the partnership, such as negotiation and preparation of the partnership agreement.
- Accounting fees for services incident to the organization of the partnership.
- Filing fees.

Nonqualifying costs. The following costs can't be amortized.

- The cost of acquiring assets for the partnership or transferring assets to the partnership.

- The cost of admitting or removing partners, other than at the time the partnership is first organized.
- The cost of making a contract concerning the operation of the partnership trade or business, including a contract between a partner and the partnership.
- The costs for issuing and marketing interests in the partnership such as brokerage, registration, and legal fees and printing costs. These "syndication fees" are capital expenses that can't be depreciated or amortized.

Liquidation of partnership. If a partnership is liquidated before the end of the amortization period, the unamortized amount of qualifying organizational costs can be deducted in the partnership's final tax year. However, these costs can be deducted only to the extent they qualify as a loss from a business.

How To Amortize

Deduct startup and organizational costs in equal amounts over the applicable amortization period (discussed earlier under [Business Startup Costs](#)). You can choose an amortization period for startup costs that is different from the period you choose for organizational costs, as long as both aren't less than the applicable amortization period. Once you choose an amortization period, you can't change it.

To figure your deduction, divide your total startup or organizational costs by the months in the amortization period. The result is the amount you can deduct for each month.

Cash method partnership. A partnership using the cash method of accounting can deduct an organizational cost only if it has been paid by the end of the tax year. However, any cost the partnership could have deducted as an organizational cost in an earlier tax year (if it had been paid that year) can be deducted in the tax year of payment.

How To Make the Election

To elect to amortize startup or organizational costs, you must complete and attach Form 4562 to your return for the first tax year you are in business. You may also be required to attach an [organizational costs election statement](#) (described later) to your return.

For startup or organizational costs paid or incurred after September 8, 2008, an accompanying statement isn't required. Generally, for startup or organizational costs paid or incurred before September 9, 2008, and after October 22, 2004, unless you choose to apply Regulations sections 1.195-1, 1.248-1, and 1.709-1, you must also attach an accompanying statement to elect to amortize the costs.

If you have both startup and organizational costs, attach a separate statement (if required) to your return for each type of cost. See [Starting a Business](#), earlier, for more information.

Generally, you must file the return by the due date (including any extensions). However,

if you timely filed your return for the year without making the election, you can still make the election by filing an amended return within 6 months of the due date of the return (excluding extensions). For more information, see the instructions for Part VI of Form 4562.

You can choose to forgo the election to amortize by affirmatively electing to capitalize your startup or organizational costs on your income tax return filed by the due date (including extensions) for the tax year in which the active trade or business begins.

Note. The election to either amortize or capitalize startup or organizational costs is irrevocable and applies to all startup and organizational costs that are related to the trade or business.

If your business is organized as a corporation or partnership, only the corporation or partnership can elect to amortize its startup or organizational costs. A shareholder or partner can't make this election. You, as a shareholder or partner, can't amortize any costs you incur in setting up your corporation or partnership. Only the corporation or partnership can amortize these costs.

However, you, as an individual, can elect to amortize costs you incur to investigate an interest in an existing partnership. These costs qualify as business startup costs if you acquire the partnership interest.

Startup costs election statement. If you elect to amortize your startup costs, attach a separate statement (if required) that contains the following information.

- A description of the business to which the startup costs relate.
- A description of each startup cost incurred.
- The month your active business began (or was acquired).
- The number of months in your amortization period (which is generally 180 months).

Filing the statement early. You can elect to amortize your startup costs by filing the statement with a return for any tax year before the year your active business begins. If you file the statement early, the election becomes effective in the month of the tax year your active business begins.

Revised statement. You can file a revised statement to include any startup costs not included in your original statement. However, you can't include on the revised statement any cost you previously treated on your return as a cost other than a startup cost. You can file the revised statement with a return filed after the return on which you elected to amortize your startup costs.

Organizational costs election statement. If you elect to amortize your corporation's or partnership's organizational costs, attach a separate statement (if required) that contains the following information.

- A description of each cost.
- The amount of each cost.
- The date each cost was incurred.

- The month your corporation or partnership began active business (or acquired the business).
- The number of months in your amortization period (which is generally 180 months).

Partnerships. The statement prepared for a cash basis partnership must also indicate the amount paid before the end of the year for each cost.

You don't need to separately list any partnership organizational cost that is less than \$10. Instead, you can list the total amount of these costs with the dates the first and last costs were incurred.

After a partnership makes the election to amortize organizational costs, it can later file an amended return to include additional organizational costs not included in the partnership's original return and statement.

Getting a Lease

If you get a lease for business property, you may recover the cost of acquiring the lease by amortizing it over the term of the lease. The term of the lease for amortization purposes generally includes all renewal options (and any other period for which you and the lessor reasonably expect the lease to be renewed). However, renewal periods aren't included if 75% or more of the cost of acquiring the lease is for the term of the lease remaining on the acquisition date (not including any period for which you may choose to renew, extend, or continue the lease).

For more information on the costs of getting a lease, see [Cost of Getting a Lease](#) in [chapter 3](#).

How to amortize. Enter your deduction in Part VI of Form 4562 if you are deducting amortization that begins during the current year, or on the appropriate line of your tax return if you aren't otherwise required to file Form 4562.

Section 197 Intangibles

Generally, you may amortize the capitalized costs of "section 197 intangibles" (see [Section 197 Intangibles Defined](#), later) ratably over a 15-year period. You must amortize these costs if you hold the section 197 intangibles in connection with your trade or business or in an activity engaged in for the production of income.



You may not be able to amortize section 197 intangibles acquired in a transaction that didn't result in a significant change in ownership or use. See [Anti-Churning Rules](#), later.

Your amortization deduction each year is the applicable part of the intangible's adjusted basis (for purposes of determining gain), figured by amortizing it ratably over 15 years (180 months). The 15-year period begins with the later of:

- The month the intangible is acquired, or
- The month the trade or business or activity engaged in for the production of income begins.

You can't deduct amortization for the month you dispose of the intangible.

If you pay or incur an amount that increases the basis of an amortizable section 197 intangible after the 15-year period begins, amortize it over the remainder of the 15-year period beginning with the month the basis increase occurs.

You aren't allowed any other depreciation or amortization deduction for an amortizable section 197 intangible.

Tax-exempt use property subject to a lease.

The amortization period for any section 197 intangible leased under a lease agreement entered into after March 12, 2004, to a tax-exempt organization, governmental unit, or foreign person or entity (other than a partnership), shall not be less than 125% of the lease term.

Cost attributable to other property. The rules for section 197 intangibles don't apply to any amount that is included in determining the cost of property that isn't a section 197 intangible. For example, if the cost of computer software isn't separately stated from the cost of hardware or other tangible property and you consistently treat it as part of the cost of the hardware or other tangible property, these rules don't apply. Similarly, none of the cost of acquiring real property held for the production of rental income is considered the cost of goodwill, going concern value, or any other section 197 intangible.

Section 197 Intangibles Defined

The following assets are section 197 intangibles and must be amortized over 180 months.

1. Goodwill.
2. Going concern value.
3. Workforce in place.
4. Business books and records, operating systems, or any other information base, including lists or other information concerning current or prospective customers.
5. A patent, copyright, formula, process, design, pattern, know-how, format, or similar item.
6. A customer-based intangible.
7. A supplier-based intangible.
8. Any item similar to items 3 through 7.
9. A license, permit, or other right granted by a governmental unit or agency (including issuances and renewals).
10. A covenant not to compete entered into in connection with the acquisition of an interest in a trade or business.
11. Any franchise, trademark, or trade name.
12. A contract for the use of, or a term interest in, any item in this list.



You can't amortize any of the intangibles listed in items 1 through 8 that you created rather than acquired unless you created them in acquiring assets that make up a trade or business or a substantial part of a trade or business.

Goodwill. This is the value of a trade or business based on expected continued customer patronage due to its name, reputation, or any other factor.

Going concern value. This is the additional value of a trade or business that attaches to property because the property is an integral part of an ongoing business activity. It includes value based on the ability of a business to continue to function and generate income even though there is a change in ownership (but doesn't include any other section 197 intangible). It also includes value based on the immediate use or availability of an acquired trade or business, such as the use of earnings during any period in which the business wouldn't otherwise be available or operational.

Workforce in place, etc. This includes the composition of a workforce (for example, its experience, education, or training). It also includes the terms and conditions of employment, whether contractual or otherwise, and any other value placed on employees or any of their attributes.

For example, you must amortize the part of the purchase price of a business that is for the existence of a highly skilled workforce. Also, you must amortize the cost of acquiring an existing employment contract or relationship with employees or consultants.

Business books and records, etc. This includes the intangible value of technical manuals, training manuals or programs, data files, and accounting or inventory control systems. It also includes the cost of customer lists; subscription lists; insurance expirations; patient or client files; and lists of newspaper, magazine, radio, and television advertisers.

Patents, copyrights, etc. This includes package design, computer software, and any interest in a film, sound recording, videotape, book, or other similar property, except as discussed later under [Assets That Aren't Section 197 Intangibles](#).

Customer-based intangible. This is the composition of market, market share, and any other value resulting from the future provision of goods or services because of relationships with customers in the ordinary course of business. For example, you must amortize the part of the purchase price of a business that is for the existence of the following intangibles.

- A customer base.
- A circulation base.
- An undeveloped market or market growth.
- Insurance in force.
- A mortgage servicing contract.
- An investment management contract.
- Any other relationship with customers involving the future provision of goods or services.

Accounts receivable or other similar rights to income for goods or services provided to customers before the acquisition of a trade or business aren't section 197 intangibles.

Supplier-based intangible. A supplier-based intangible is the value resulting from the future acquisitions (through contract or other relationships with suppliers in the ordinary course of business) of goods or services that you will sell or use. The amount you pay or incur for supplier-based intangibles includes, for example, any portion of the purchase price of an acquired trade or business that is attributable to the existence of a favorable relationship with persons providing distribution services (such as a favorable shelf or display space or a retail outlet), or the existence of favorable supply contracts. Don't include any amount required to be paid for the goods or services to honor the terms of the agreement or other relationship. Also, see [Assets That Aren't Section 197 Intangibles](#), later.

Government-granted license, permit, etc. This is any right granted by a governmental unit or an agency or instrumentality of a governmental unit. For example, you must amortize the capitalized costs of acquiring (including issuing or renewing) a liquor license, a taxicab medalion or license, or a television or radio broadcasting license.

Covenant not to compete. Section 197 intangibles include a covenant not to compete (or similar arrangement) entered into in connection with the acquisition of an interest in a trade or business, or a substantial portion of a trade or business. An interest in a trade or business includes an interest in a partnership or a corporation engaged in a trade or business.

An arrangement that requires the former owner to perform services (or to provide property or the use of property) isn't similar to a covenant not to compete to the extent the amount paid under the arrangement represents reasonable compensation for those services or for that property or its use.

Franchise, trademark, or trade name. A franchise, trademark, or trade name is a section 197 intangible. You must amortize its purchase or renewal costs, other than certain contingent payments that you can deduct currently. For information on currently deductible contingent payments, see [chapter 11](#).

Professional sports franchise. A franchise engaged in professional sports and any intangible assets acquired in connection with acquiring the franchise (including player contracts) is a section 197 intangible amortizable over a 15-year period.

Contract for the use of, or a term interest in, a section 197 intangible. Section 197 intangibles include any right under a license, contract, or other arrangement providing for the use of any section 197 intangible. It also includes any term interest in any section 197 intangible, whether the interest is outright or in trust.

Assets That Aren't Section 197 Intangibles

The following assets aren't section 197 intangibles.

1. Any interest in a corporation, partnership, trust, or estate.
2. Any interest under an existing futures contract, foreign currency contract, notional principal contract, interest rate swap, or similar financial contract.
3. Any interest in land.
4. Most computer software. (See [Computer software](#), later.)
5. Any of the following assets not acquired in connection with the acquisition of a trade or business or a substantial part of a trade or business.
 - a. An interest in a film, sound recording, videotape, book, or similar property.
 - b. A right to receive tangible property or services under a contract or from a governmental agency.
 - c. An interest in a patent or copyright.
 - d. Certain rights that have a fixed duration or amount. (See [Rights of fixed duration or amount](#), later.)
6. An interest under either of the following.
 - a. An existing lease or sublease of tangible property.
 - b. A debt that was in existence when the interest was acquired.
7. A right to service residential mortgages unless the right is acquired in connection with the acquisition of a trade or business or a substantial part of a trade or business.
8. Certain transaction costs incurred by parties to a corporate organization or reorganization in which any part of a gain or loss isn't recognized.

Intangible property that isn't amortizable under the rules for section 197 intangibles can be depreciated if it meets certain requirements. You must generally use the straight line method over its useful life. For certain intangibles, the depreciation period is specified in the law and regulations. For example, the depreciation period for computer software that isn't a section 197 intangible is generally 36 months.

For more information on depreciating intangible property, see *Intangible Property under What Method Can You Use To Depreciate Your Property?* in chapter 1 of Pub. 946.

Computer software. Section 197 intangibles don't include the following types of computer software.

1. Software that meets all the following requirements.
 - a. It is, or has been, readily available for purchase by the general public.
 - b. It is subject to a nonexclusive license.

- c. It hasn't been substantially modified. This requirement is considered met if the cost of all modifications isn't more than the greater of 25% of the price of the publicly available unmodified software or \$2,000.
2. Software that isn't acquired in connection with the acquisition of a trade or business or a substantial part of a trade or business.

Computer software defined. Computer software includes all programs designed to cause a computer to perform a desired function. It also includes any database or similar item that is in the public domain and is incidental to the operation of qualifying software.

Rights of fixed duration or amount. Section 197 intangibles don't include any right under a contract or from a governmental agency if the right is acquired in the ordinary course of a trade or business (or in an activity engaged in for the production of income) but not as part of a purchase of a trade or business and either:

- Has a fixed life of less than 15 years; or
- Is of a fixed amount that, except for the rules for section 197 intangibles, would be recovered under a method similar to the unit-of-production method of cost recovery.

However, this doesn't apply to the following intangibles.

- Goodwill.
- Going concern value.
- A covenant not to compete.
- A franchise, trademark, or trade name.
- A customer-related information base, customer-based intangible, or similar item.

Safe Harbor for Creative Property Costs

If you are engaged in the trade or business of film production, you may be able to amortize the creative property costs for properties not set for production within 3 years of the first capitalized transaction. You may amortize these costs ratably over a 15-year period beginning on the first day of the second half of the tax year in which you properly write off the costs for financial accounting purposes. If, during the 15-year period, you dispose of the creative property rights, you must continue to amortize the costs over the remainder of the 15-year period.

Creative property costs include costs paid or incurred to acquire and develop screenplays, scripts, story outlines, motion picture production rights to books and plays, and other similar properties for purposes of potential future film development, production, and exploitation.

Amortize these costs using the rules of Revenue Procedure 2004-36. For more information, see Revenue Procedure 2004-36, 2004-24 I.R.B. 1063, available at IRS.gov/irb/2004-24_IRB#RP-2004-36.



A change in the treatment of creative property costs is a change in method of accounting.

Anti-Churning Rules

Anti-churning rules prevent you from amortizing most section 197 intangibles if the transaction in which you acquired them didn't result in a significant change in ownership or use. These rules apply to goodwill and going concern value, and to any other section 197 intangible that isn't otherwise depreciable or amortizable.

Under the anti-churning rules, you can't use 15-year amortization for the intangible if any of the following conditions apply.

1. You or a [related person](#) (defined later) held or used the intangible at any time from July 25, 1991, through August 10, 1993.
2. You acquired the intangible from a person who held it at any time during the period in (1) and, as part of the transaction, the user didn't change.
3. You granted the right to use the intangible to a person (or a person related to that person) who held or used it at any time during the period in (1). This applies only if the transaction in which you granted the right and the transaction in which you acquired the intangible are part of a series of related transactions. See [Related person](#), later, for more information.

Exceptions. The anti-churning rules don't apply in the following situations.

- You acquired the intangible from a decedent and its basis was stepped up to its fair market value.
- The intangible was amortizable as a section 197 intangible by the seller or transferor you acquired it from. This exception doesn't apply if the transaction in which you acquired the intangible and the transaction in which the seller or transferor acquired it are part of a series of related transactions.
- The [gain-recognition exception](#), discussed later, applies.

Related person. For purposes of the anti-churning rules, the following are related persons.

- An individual and his or her brothers, sisters, half brothers, half sisters, spouse, ancestors (parents, grandparents, etc.), and lineal descendants (children, grandchildren, etc.).
- A corporation and an individual who owns, directly or indirectly, more than 20% of the value of the corporation's outstanding stock.
- Two corporations that are members of the same controlled group as defined in section 1563(a), except that "more than 20%" is substituted for "at least 80%" in that definition and the determination is made without regard to subsections (a)(4) and (e)(3) (C) of section 1563. For an exception, see section 1.197-2(h)(6)(iv) of the regulations.
- A trust fiduciary and a corporation if more than 20% of the value of the corporation's outstanding stock is owned, directly or indirectly, by or for the trust or grantor of the trust.

- The grantor and fiduciary, and the fiduciary and beneficiary, of any trust.
- The fiduciaries of two different trusts, and the fiduciaries and beneficiaries of two different trusts, if the same person is the grantor of both trusts.
- The executor and beneficiary of an estate.
- A tax-exempt educational or charitable organization and a person who directly or indirectly controls the organization (or whose family members control it).
- A corporation and a partnership if the same persons own more than 20% of the value of the outstanding stock of the corporation and more than 20% of the capital or profits interest in the partnership.
- Two S corporations, and an S corporation and a regular corporation, if the same persons own more than 20% of the value of the outstanding stock of each corporation.
- Two partnerships if the same persons own, directly or indirectly, more than 20% of the capital or profits interests in both partnerships.
- A partnership and a person who owns, directly or indirectly, more than 20% of the capital or profits interests in the partnership.
- Two persons who are engaged in trades or businesses under common control (as described in section 41(f)(1)).

When to determine relationship. Persons are treated as related if the relationship existed at the following time.

- In the case of a single transaction, immediately before or immediately after the transaction in which the intangible was acquired.
- In the case of a series of related transactions (or a series of transactions that comprise a qualified stock purchase under section 338(d)(3)), immediately before the earliest transaction or immediately after the last transaction.

Ownership of stock. In determining whether an individual directly or indirectly owns any of the outstanding stock of a corporation, the following rules apply.

Rule 1. Stock directly or indirectly owned by or for a corporation, partnership, estate, or trust is considered owned proportionately by or for its shareholders, partners, or beneficiaries.

Rule 2. An individual is considered to own the stock directly or indirectly owned by or for his or her family. Family includes only brothers and sisters, half brothers and half sisters, spouse, ancestors, and lineal descendants.

Rule 3. An individual owning (other than by applying Rule 2) any stock in a corporation is considered to own the stock directly or indirectly owned by or for their partner.

Rule 4. For purposes of applying Rule 1, 2, or 3, treat stock constructively owned by a person under Rule 1 as actually owned by that person. Don't treat stock constructively owned by an individual under Rule 2 or 3 as owned by the individual for reapplying Rule 2 or 3 to make another person the constructive owner of the stock.

Gain-recognition exception. This exception to the anti-churning rules applies if the person you acquired the intangible from (the transferor) meets both of the following requirements.

- That person wouldn't be related to you (as described under [Related person](#), earlier) if the 20% test for ownership of stock and partnership interests were replaced by a 50% test.
- That person chose to recognize gain on the disposition of the intangible and pay income tax on the gain at the highest tax rate. See chapter 2 of Pub. 544 for information on making this choice.

If this exception applies, the anti-churning rules apply only to the amount of your adjusted basis in the intangible that is more than the gain recognized by the transferor.

Notification. If the person you acquired the intangible from chooses to recognize gain under the rules for this exception, that person must notify you in writing by the due date of the return on which the choice is made.

Anti-abuse rule. You can't amortize any section 197 intangible acquired in a transaction for which the principal purpose was either of the following.

- To avoid the requirement that the intangible be acquired after August 10, 1993.
- To avoid any of the anti-churning rules.

More information. For more information about the anti-churning rules, including additional rules for partnerships, see Regulations section 1.197-2(h).

Incorrect Amount of Amortization Deducted

If you later discover that you deducted an incorrect amount for amortization for a section 197 intangible in any year, you may be able to make a correction for that year by filing an amended return. See [Amended Return](#) next. If you aren't allowed to make the correction on an amended return, you can change your accounting method to claim the correct amortization. See [Changing Your Accounting Method](#), later.

Amended Return

If you deducted an incorrect amount for amortization, you can file an amended return to correct the following.

- A mathematical error made in any year.
- A posting error made in any year.
- An amortization deduction for a section 197 intangible for which you haven't adopted a method of accounting.

When to file. If an amended return is allowed, you must file it by the later of the following dates.

- 3 years from the date you filed your original return for the year in which you didn't deduct the correct amount. (A return filed early is considered filed on the due date.)
- 2 years from the time you paid your tax for that year.

Changing Your Accounting Method

Generally, you must get IRS approval to change your method of accounting. File Form 3115 to request a change to a permissible method of accounting for amortization.

The following are examples of a change in method of accounting for amortization.

- A change in the amortization method, period of recovery, or convention of an amortizable asset.
- A change in the accounting for amortizable assets from a single asset account to a multiple asset account (pooling), or vice versa.
- A change in the accounting for amortizable assets from one type of multiple asset account to a different type of multiple asset account.

Changes in amortization that aren't a change in method of accounting include the following.

- A change in figuring amortization in the tax year in which your use of the asset changes.
- An adjustment in the useful life of an amortizable asset.
- Generally, the making of a late amortization election or the revocation of a timely valid amortization election.
- Any change in the placed-in-service date of an amortizable asset.

See Regulations section 1.446-1(e)(2)(ii)(a) for more information and examples.

Automatic approval. In some instances, you may be able to get automatic approval from the IRS to change your method of accounting for amortization. For a list of automatic accounting method changes, see the Instructions for Form 3115. Also, see the Instructions for Form 3115 for more information on getting approval, automatic approval procedures, and a list of exceptions to the automatic approval process.

Disposition of Section 197 Intangibles

A section 197 intangible is treated as depreciable property used in your trade or business. If you held the intangible for more than 1 year, any gain on its disposition, up to the amount of allowable amortization, is ordinary income (section 1245 gain). If multiple section 197 intangibles are disposed of in a single transaction or a series of related transactions, treat all of the section 197 intangibles as if they were a single asset for purposes of determining the amount of gain that is ordinary income. Any remaining gain, or any loss, is a section 1231 gain or loss. If you held the intangible 1 year or less, any gain or loss on its disposition is an ordinary gain or loss. For more information on ordinary or capital gain or loss on business property, see chapter 3 of Pub. 544.

Nondeductible loss. You can't deduct any loss on the disposition or worthlessness of a section 197 intangible that you acquired in the same transaction (or series of related transac-

tions) as other section 197 intangibles you still have. Instead, increase the adjusted basis of each remaining amortizable section 197 intangible by a proportionate part of the nondeductible loss. Figure the increase by multiplying the nondeductible loss on the disposition of the intangible by the following fraction.

- The numerator is the adjusted basis of each remaining intangible on the date of the disposition.
- The denominator is the total adjusted basis of all remaining amortizable section 197 intangibles on the date of the disposition.

Covenant not to compete. A covenant not to compete, or similar arrangement, isn't considered disposed of or worthless before you dispose of your entire interest in the trade or business for which you entered into the covenant.

Nonrecognition transfers. If you acquire a section 197 intangible in a nonrecognition transfer, you are treated as the transferor with respect to the part of your adjusted basis in the intangible that isn't more than the transferor's adjusted basis. You amortize this part of the adjusted basis over the intangible's remaining amortization period in the hands of the transferor. Nonrecognition transfers include transfers to a corporation, partnership contributions and distributions, like-kind exchanges, and involuntary conversions.

In a like-kind exchange or involuntary conversion of a section 197 intangible, you must continue to amortize the part of your adjusted basis in the acquired intangible that isn't more than your adjusted basis in the exchanged or converted intangible over the remaining amortization period of the exchanged or converted intangible. Amortize over a new 15-year period the part of your adjusted basis in the acquired intangible that is more than your adjusted basis in the exchanged or converted intangible.

Example. You own a section 197 intangible you have amortized for 4 full years. It has a remaining unamortized basis of \$30,000. You exchange the asset plus \$10,000 for a like-kind section 197 intangible. The nonrecognition provisions of like-kind exchanges apply. You amortize \$30,000 of the \$40,000 adjusted basis of the acquired intangible over the 11 years remaining in the original 15-year amortization period for the transferred asset. You amortize the other \$10,000 of adjusted basis over a new 15-year period. For more information, see Regulations section 1.197-2(g).

Reforestation Costs

You can elect to deduct a limited amount of reforestation costs paid or incurred during the tax year. See [Reforestation Costs](#) in [chapter 7](#). You can elect to amortize the qualifying costs that aren't deducted currently over an 84-month period. There is no limit on the amount of your amortization deduction for reforestation costs paid or incurred during the tax year.

The election to amortize reforestation costs incurred by a partnership, S corporation, or estate must be made by the partnership, corporation, or estate. A partner, shareholder, or beneficiary can't make that election.

A partner's or shareholder's share of amortizable costs is figured under the general rules for allocating items of income, loss, deduction, etc., of a partnership or S corporation. The amortizable costs of an estate are divided between the estate and the income beneficiary based on the income of the estate allocable to each.

Qualifying costs. Reforestation costs are the direct costs of planting or seeding for forestation or reforestation. Qualifying costs include only those costs you must capitalize and include in the adjusted basis of the property. They include costs for the following items.

- Site preparation.
- Seeds or seedlings.
- Labor.
- Tools.
- Depreciation on equipment used in planting and seeding.

Qualifying costs don't include costs for which the government reimburses you under a cost-sharing program, unless you include the reimbursement in your income.

Qualified timber property. Qualified timber property is property that contains trees in significant commercial quantities. It can be a woodlot or other site that you own or lease. The property qualifies only if it meets all of the following requirements.

- It is located in the United States.
- It is held for the growing and cutting of timber you will use in, or sell for use in, the commercial production of timber products.
- It consists of at least one acre planted with tree seedlings in the manner normally used in forestation or reforestation.

Qualified timber property doesn't include property on which you have planted shelter belts or ornamental trees, such as Christmas trees.

Amortization period. The 84-month amortization period starts on the first day of the first month of the second half of the tax year you incur the costs (July 1 for a calendar year taxpayer), regardless of the month you actually incur the costs. You can claim amortization deductions for no more than 6 months of the first and last (eighth) tax years of the period.

Life tenant and remainderman. If one person holds the property for life with the remainder going to another person, the life tenant is entitled to the full amortization for qualifying reforestation costs incurred by the life tenant. Any remainder interest in the property is ignored for amortization purposes.

Recapture. If you dispose of qualified timber property within 10 years after the tax year you incur qualifying reforestation expenses, report any gain as ordinary income up to the amortization you took. See chapter 3 of Pub. 544 for more information.

How to make the election. To elect to amortize qualifying reforestation costs, complete Part VI of Form 4562 and attach a statement that contains the following information.

- A description of the costs and the dates you incurred them.
- A description of the type of timber being grown and the purpose for which it is grown.

Attach a separate statement for each property for which you amortize reforestation costs.

Generally, you must make the election on a timely filed return (including extensions) for the tax year in which you incurred the costs. However, if you timely filed your return for the year without making the election, you can still make the election by filing an amended return within 6 months of the due date of the return (excluding extensions). Attach Form 4562 and the statement to the amended return and write "Filed pursuant to section 301.9100-2" on Form 4562. File the amended return at the same address you filed the original return.

Revoking the election. You must get IRS approval to revoke your election to amortize qualifying reforestation costs. Your application to revoke the election must include your name, address, the years for which your election was in effect, and your reason for revoking it. Provide your daytime telephone number (optional), in case we need to contact you. You, or your duly authorized representative, must sign the application and file it at least 90 days before the due date (without extensions) for filing your income tax return for the first tax year for which your election is to end.



Send the application to:

Internal Revenue Service
Associate Chief Counsel
Passthroughs and Special Industries
CC:PSI:6
1111 Constitution Ave. NW, IR-5300
Washington, DC 20224

Geological and Geophysical Costs

You can amortize the cost of geological and geophysical expenses paid or incurred in connection with oil and gas exploration or development within the United States. These costs can be amortized ratably over a 24-month period beginning on the midpoint of the tax year in which the expenses were paid or incurred. For major integrated oil companies (as defined in section 167(h)(5)), these costs must be amortized ratably over a 7-year period for costs paid or incurred after December 19, 2007 (a 5-year period for costs paid or incurred after May 17, 2006, and before December 20, 2007).

If you retire or abandon the property during the amortization period, no amortization deduction is allowed in the year of retirement or abandonment.

Pollution Control Facilities

You can elect to amortize the cost of a certified pollution control facility over 60 months. However, see [Atmospheric pollution control facilities](#), later, for an exception. The cost of a pollution control facility that isn't eligible for amortization can be depreciated under the regular rules for depreciation. Also, you can claim a special depreciation allowance on a certified pollution control facility that is qualified property even if you elect to amortize its cost. You must reduce its cost (amortizable basis) by the amount of any special allowance you claim. See chapter 3 of Pub. 946.

A certified pollution control facility is a new identifiable treatment facility used in connection with a plant or other property in operation before 1976 to reduce or control water or atmospheric pollution or contamination. The facility must do so by removing, changing, disposing, storing, or preventing the creation or emission of pollutants, contaminants, wastes, or heat. The facility must be certified by state and federal certifying authorities.

The facility must not significantly increase the output or capacity, extend the useful life, or reduce the total operating costs of the plant or other property. Also, it must not significantly change the nature of the manufacturing or production process or facility.

The federal certifying authority won't certify your property to the extent it appears you will recover (over the property's useful life) all or part of its cost from the profit based on its operation (such as through sales of recovered wastes). The federal certifying authority will describe the nature of the potential cost recovery. You must then reduce the amortizable basis of the facility by this potential recovery.

New identifiable treatment facility. A new identifiable treatment facility is tangible depreciable property that is identifiable as a treatment facility. It doesn't include a building and its structural components unless the building is exclusively a treatment facility.

Atmospheric pollution control facilities. Certain atmospheric pollution control facilities can be amortized over 84 months. To qualify, the following must apply.

- The facility must be acquired and placed in service after April 11, 2005. If acquired, the original use must begin with you after April 11, 2005.
- The facility must be used in connection with an electric generation plant or other property placed in operation after December 31, 1975, that is primarily coal fired.
- If you construct, reconstruct, or erect the facility, only the basis attributable to the construction, reconstruction, or erection completed after April 11, 2005, qualifies.

Basis reduction for corporations. A corporation must reduce the amortizable basis of a pollution control facility by 20% before figuring the amortization deduction.

More information. For more information on the amortization of pollution control facilities, see sections 169 and 291(c) and the related regulations.

Research and Experimental Costs

You must amortize specified research or experimental costs paid or incurred in tax years beginning after 2021.

You must amortize specified research or experimental costs ratably over a 5-year period beginning with the midpoint of the tax year in which the expenditures were paid or incurred. Research or experimental expenditures attributable to foreign research conducted outside the United States, Puerto Rico, or any possession of the United States must be amortized ratably over a 15-year period beginning with the midpoint of the tax year in which the expenditures were paid or incurred. This includes any amounts paid or incurred in connection with the development of software which are not otherwise excluded expenditures under Internal Revenue Code section 174 and Treasury Regulations section 1.174-2. For a definition of “research and experimental costs,” see [chapter 7](#).

How to make the election. To change to the required method of accounting for specified research or experimental expenditures in the first tax year beginning after December 31, 2021, attach the statement in lieu of Form 3115 as described in section 7.02(5) of [Revenue Procedure 2023-11](#) to your income tax return. You must also complete Part VI of Form 4562 and attach it to your income tax return. Generally, you must file the return by due date (including extensions). However, if you timely filed your return for the year without attaching the statement in lieu of Form 3115 or completed Part VI of Form 4562, you can make the election by filing an amended return within 6 months of the due date of the return (including extensions). Attach the required statement and completed Form 4562 to the amended return and write “Filed pursuant to section 301.9100-2” on Form 4562. File the amended return at the same address you filed the original return.

Optional Write-off of Certain Tax Preferences

You can elect to amortize certain tax preference items over an optional period beginning in the tax year in which you incurred the costs. If you make this election, there is no alternative minimum tax adjustment. The applicable costs and the optional recovery periods are as follows.

- Circulation costs—3 years.
- Intangible drilling and development costs—60 months.
- Mining exploration and development costs—10 years.
- Research and experimental expenditures paid or incurred in tax years beginning before January 1, 2022 (section 174(a) prior to amendment by section 13206(a) of P.L.

115-97)—10 years. Amortization for these costs should be reported on line 43 of Form 4562.

How to make the election. To elect to amortize qualifying costs over the optional recovery period, complete Part VI of Form 4562 and attach a statement containing the following information to your return for the tax year in which the election begins.

- Your name, address, and taxpayer identification number.
- The type of cost and the specific amount of the cost for which you are making the election.

Generally, the election must be made on a timely filed return (including extensions) for the tax year in which you incurred the costs. However, if you timely filed your return for the year without making the election, you can still make the election by filing an amended return within 6 months of the due date of the return (excluding extensions). Attach Form 4562 to the amended return and write “Filed pursuant to section 301.9100-2” on Form 4562. File the amended return at the same address you filed the original return.

Note. The amortization deduction and research and experimental expenditures under former section 174(b) or the dollar amount of research and experimental expenditures for which you elected to amortize over the 10-year period under section 59(e) must be reported on line 43 of Form 4562. Attach a statement that shows (a) a description of the costs, (b) the date amortization began, (c) the amortizable amount, (d) the applicable Code section, (e) the amortization period, (f) the accumulated amortization, and (g) the amortization amount for this year.

Revoking the election. You must obtain consent from the IRS to revoke your section 59(e) election. Your request to revoke the election must be submitted to the IRS in the form of a letter ruling before the end of the tax year in which the optional recovery period ends. The request must contain all of the information necessary to demonstrate the rare and unusual circumstances that would justify granting revocation. If the request for revocation is approved, any unamortized costs are deductible in the year the revocation is effective.

9.

Depletion

What’s New

Corporate alternative minimum tax reinstated in 2023. P.L. 117-169, August 16, 2022,

amended section 55 to impose a corporate alternative minimum tax. The amendment applies to tax years beginning after 2022.

Excise tax to fund Black Lung Benefits. P.L. 117-169 also amended section 4121 to eliminate the reduction in tax on coal from mines located in the United States sold by the producer. The amendment applies to sales in calendar quarters beginning after August 17, 2022.

Reminders

Domestic production activities deduction repealed. P.L. 115-97, December 22, 2017, repealed section 199, which provided a deduction for income attributable to domestic production activities. The amendment applies to tax years beginning after 2017.

Qualified business income deduction enacted. P.L. 115-97 also added section 199A, which provides a deduction for qualified business income. The amendment applies to tax years beginning after 2017. Section 199A does not apply to tax years beginning after 2025.

Introduction

Depletion is the using up of natural resources extracted from a mineral property by mining, drilling, quarrying stone, or cutting timber. The depletion deduction allows an owner or operator to account for the reduction of the mineral property’s value or basis as a result of the extraction of the natural resource.

There are two ways of figuring depletion: cost depletion and percentage depletion. For oil and gas wells, mines, other natural deposits (including geothermal deposits), and mineral property, you must generally use the method that gives you the larger deduction. For standing timber, you must use cost depletion.

Topics

This chapter discusses:

- Who can claim depletion
- Mineral property
- Timber

Useful Items

You may want to see:

Publication

- 544** Sales and Other Dispositions of Assets
- 551** Basis of Assets

Form (and Instructions)

- Schedule E (Form 1040)** Supplemental Income and Loss
- Schedule K-1 (Form 1065)** Partner’s Share of Income, Deductions, Credits, etc.
- Schedule K-1 (Form 1120-S)** Shareholder’s Share of Income, Deductions, Credits, etc.
- 6198** At-Risk Limitations

- 8582** Passive Activity Loss Limitations
- T (Timber)** Forest Activities Schedule

See [chapter 12](#) for information about getting publications and forms.

Who Can Claim Depletion?

If you have an economic interest in mineral property or standing timber, you can take a deduction for depletion. More than one person can have an economic interest in the same mineral deposit or timber. In the case of leased property, the depletion deduction is divided between the lessor and the lessee.

You have an economic interest if both the following apply.

- You have acquired by investment any interest in mineral deposits or standing timber.
- You have a legal right to income from the extraction of the mineral or cutting of the timber to which you must look for a return of your capital investment.

A contractual relationship that allows you an economic or monetary advantage from products of the mineral deposit or standing timber is not, in itself, an economic interest.



Depletion is an item of tax preference under the Alternative Minimum Tax (AMT). See section 57.

Basis adjustment for depletion. You must reduce the basis of your property by the depletion allowed or allowable, whichever is greater, but not below zero.

Mineral Property

Mineral property includes oil and gas wells, mines, and other natural deposits (including geothermal deposits). For this purpose, the term “property” means each separate interest you own in each mineral deposit in each separate tract or parcel of land. You can treat two or more separate interests as one property or as separate properties. See section 614 and the related regulations for rules on how to treat separate mineral interests.

There are two ways of figuring depletion on mineral property.

- Cost depletion.
- Percentage depletion.

Generally, you must use the method that gives you the larger deduction. However, unless you are an independent producer or royalty owner, you generally cannot use percentage depletion for oil and gas wells. See [Oil and Gas Wells](#), later.

Cost Depletion

To figure cost depletion, you must first determine the following.

- The property’s basis for depletion.
- The total recoverable units of mineral in the property’s natural deposit.

- The number of units of mineral sold during the tax year.

Basis for depletion. To figure the property’s basis for depletion, subtract all the following from the property’s adjusted basis.

1. Amounts recoverable through:
 - a. Depreciation deductions,
 - b. Deferred expenses (including deferred exploration and development costs), and
 - c. Deductions other than depletion.
2. The residual value of land and improvements at the end of operations.
3. The cost or value of land acquired for purposes other than mineral production.

Adjusted basis. The adjusted basis of your property is your original cost or other basis, plus certain additions and improvements, and minus certain deductions such as depletion allowed or allowable and casualty losses. Your adjusted basis can never be less than zero. See Pub. 551 for more information on adjusted basis.

Total recoverable units. The total recoverable units is the sum of the following.

- The number of units of mineral remaining at the end of the year (including units recovered but not sold).
- The number of units of mineral sold during the tax year (determined under your method of accounting, as explained next).

You must estimate or determine recoverable units (tons, pounds, ounces, barrels, thousands of cubic feet, or other measure) of mineral products using the current industry method and the most accurate and reliable information you can obtain. You must include ores and minerals that are developed, in sight, blocked out, or assured. You must also include probable or prospective ores or minerals that are believed to exist based on good evidence. But see [Elective safe harbor for owners of oil and gas property](#), later.

Number of units sold during the tax year. You determine the number of units sold during the tax year based on your method of accounting. Use the following table to make this determination.

IF you use ...	THEN the units sold during the tax year are ...
the cash method of accounting	the units sold for which you receive payment during the tax year (regardless of the year of sale).
an accrual method of accounting	the units sold based on your inventories and method of accounting for inventory.

The number of units sold during the tax year does not include any for which depletion deductions were allowed or allowable in earlier years.

Figuring the cost depletion deduction. Once you have figured your property’s basis for depletion, the total recoverable units, and the number of units sold during the tax year, you

can figure your cost depletion deduction by taking the following steps.

Step	Action	Result
1	Divide your property’s basis for depletion by total recoverable units.	Depletion unit.
2	Multiply the depletion unit by units sold during the tax year.	Cost depletion deduction.

You must keep accounts for the depletion of each property and adjust these accounts each year for units sold and depletion claimed.

Elective safe harbor for owners of oil and gas property. Instead of using the method described earlier to determine the total recoverable units, you can use an elective safe harbor to determine the property’s recoverable reserves for purposes of figuring cost depletion. If you choose the elective safe harbor, the total recoverable units equal 105% of a property’s proved reserves (both developed and undeveloped). For details, see Revenue Procedure 2004-19 on page 563 of I.R.B. 2004-10, available at [IRS.gov/irb/2004-10_IRB#RP-2004-19](#).

To make the election, attach a statement to your timely filed (including extensions) original return for the first tax year for which the safe harbor is elected. The statement must indicate that you are electing the safe harbor provided by Revenue Procedure 2004-19. The election, if made, is effective for the tax year in which it is made and all later years. It cannot be revoked for the tax year in which it is elected, but it may be revoked in a later year. Once revoked, it cannot be re-elected for the next 5 years.

Percentage Depletion

To figure percentage depletion, you multiply a certain percentage, specified for each mineral, by your gross income from the property during the tax year.

The rates to be used and other rules for oil and gas wells are discussed later under [Independent Producers and Royalty Owners](#) and under [Natural Gas Wells](#). Rates and other rules for percentage depletion of other specific minerals are found later under [Mines and Geothermal Deposits](#).

Gross income. When figuring percentage depletion, subtract from your gross income from the property the following amounts.

- Any rents or royalties you paid or incurred for the property.
- The part of any bonus you paid for a lease on the property allocable to the product sold (or that otherwise gives rise to gross income) for the tax year.

A bonus payment includes amounts you paid as a lessee to satisfy a production payment retained by the lessor.

Use the following fraction to figure the part of the bonus you must subtract.

$$\frac{\text{No. of units sold in the tax year}}{\text{Recoverable units from the property}} \times \text{Bonus Payments}$$

For oil and gas wells and geothermal deposits, more information about the definition of

gross income from the property is under [Oil and Gas Wells](#), later. For other property, more information about the definition of gross income from the property is under [Mines and Geothermal Deposits](#), later.

Taxable income limit. The percentage depletion deduction generally cannot be more than 50% (100% for oil and gas property) of your taxable income from the property figured without the depletion deduction, and any deduction under section 199A.

Taxable income from the property means gross income from the property minus all allowable deductions (except any deduction for depletion or qualified business income) attributable to mining processes, including limited mining transportation. These deductible items include, but are not limited to, the following.

- Operating expenses.
- Certain selling expenses.
- Administrative and financial overhead.
- Depreciation.
- Intangible drilling and development costs.
- Exploration and development expenditures.
- Deductible taxes (see [chapter 5](#)), but not taxes that you capitalize or take as a credit.
- Losses sustained.

The following rules apply when figuring your taxable income from the property for purposes of the taxable income limit.

- Do not deduct any net operating loss (NOL) deduction from the gross income from the property.
- Corporations do not deduct charitable contributions from the gross income from the property.
- If, during the year, you dispose of an item of section 1245 property that was used in connection with mineral property, reduce any allowable deduction for mining expenses by the part of any gain you must report as ordinary income that is allocable to the mineral property. See Regulations section 1.613-5(b)(1) for information on how to figure the ordinary gain allocable to the property.

Oil and Gas Wells

You cannot claim percentage depletion for an oil or gas well unless at least one of the following applies.

- You are either an independent producer or a royalty owner.
- The well produces one of the following: regulated natural gas, natural gas sold under a fixed contract, or natural gas from geopressured brine.

If you are an independent producer or royalty owner, see [Independent Producers and Royalty Owners](#) next.

For information on the depletion deduction for wells that produce regulated natural gas, natural gas sold under a fixed contract, or natural gas from geopressured brine, see [Natural Gas Wells](#), later.

Independent Producers and Royalty Owners

If you are an independent producer or royalty owner, you figure percentage depletion using a rate of 15% of the gross income from the property based on your average daily production of domestic crude oil or domestic natural gas up to your depletable oil or natural gas quantity. However, an independent producer or royalty owner that also acts as a retailer or refiner may be excluded from claiming percentage depletion. For information on figuring the deduction, see [Figuring percentage depletion](#), later.

Refiners who cannot claim percentage depletion. You cannot claim percentage depletion if you or a related person refines crude oil and you and the related person refined more than 75,000 barrels on any day during the tax year based on average (rather than actual) daily refinery runs for the tax year. The average daily refinery run is figured by dividing total refinery runs for the tax year by the total number of days in the tax year.

Related person. You and another person are related persons if either of you holds a significant ownership interest in the other person or if a third person holds a significant ownership interest in both of you.

For example, a corporation, partnership, estate, or trust and anyone who holds a significant ownership interest in it are related persons. A partnership and a trust are related persons if one person holds a significant ownership interest in each of them.

For purposes of the related person rules, significant ownership interest means direct or indirect ownership of 5% or more in any one of the following.

- The value of the outstanding stock of a corporation.
- The interest in the profits or capital of a partnership.
- The beneficial interests in an estate or trust.

Any interest owned by or for a corporation, partnership, trust, or estate is considered to be owned directly both by itself and proportionately by its shareholders, partners, or beneficiaries.

Retailers who cannot claim percentage depletion. You cannot claim percentage depletion if both the following apply.

1. You sell oil or natural gas or their byproducts directly or through a related person in any of the following situations.
 - a. Through a retail outlet operated by you or a related person.
 - b. To any person who is required under an agreement with you or a related person to use a trademark, trade name, or service mark or name owned by you or a related person in marketing or distributing oil, natural gas, or their byproducts.
 - c. To any person given authority under an agreement with you or a related

person to occupy any retail outlet owned, leased, or controlled by you or a related person.

2. The combined gross receipts from sales (not counting resales) of oil, natural gas, or their byproducts by all retail outlets taken into account in (1) are more than \$5 million for the tax year.

For the purpose of determining if this rule applies, do not count the following.

- Bulk sales (sales in very large quantities) of oil or natural gas to commercial or industrial users.
- Bulk sales of aviation fuels to the Department of Defense.
- Sales of oil or natural gas or their byproducts outside the United States if none of your domestic production or that of a related person is exported during the tax year or the prior tax year.

Related person. To determine if you and another person are related persons, see [Related person](#) under [Refiners who cannot claim percentage depletion](#), earlier.

Sales through a related person. You are considered to be selling oil or natural gas (or a product derived therefrom) through a related person if any sale by the related person produces gross income from which you may benefit because of your direct or indirect ownership interest in the related person.

You are **not** considered to be selling oil or natural gas (or a product derived therefrom) through a related person who is a retailer if all of the following apply.

- You do not own a significant ownership interest in the retailer.
- You sell your production to persons who are not related to either you or the retailer.
- The retailer does not buy oil or natural gas from your customers or persons related to your customers.
- There are no arrangements for the retailer to acquire oil or natural gas you produced for resale or made available for purchase by the retailer.
- Neither you nor the retailer knows of, or controls, the final disposition of the oil or natural gas you sold or the original source of the petroleum products the retailer acquired for resale.

Transferees who cannot claim percentage depletion. You cannot claim percentage depletion if you received your interest in a proven oil or gas property by transfer after 1974 and before October 12, 1990. For a definition of the term “transfer,” see Regulations section 1.613A-7(n). For a definition of the term “interest in proven oil or gas property,” see Regulations section 1.613A-7(p).

Figuring percentage depletion. Generally, as an independent producer or royalty owner, you figure your percentage depletion by figuring your average daily production of domestic oil or gas and comparing it to your depletable oil or gas quantity. If your average daily production does not exceed your depletable oil or gas quantity, you figure your percentage depletion by multiplying the gross income from the oil or gas property (as defined under [Gross income](#)

from the property, later) by 15% (0.15). If your average daily production of domestic oil or gas exceeds your depletable oil or gas quantity, you must make an allocation as explained later under [Average daily production](#).

In addition, there is a limit on the percentage depletion deduction. See [Taxable income limit](#), later.

Average daily production. Figure your average daily production by dividing your total domestic production of oil or gas for the tax year by the number of days in your tax year.

Partial interest. If you have a partial interest in the production from a property, figure your share of the production by multiplying total production from the property by your percentage participation in the revenues from the property.

You have a partial interest in the production from a property if you have a net profits interest in the property. To figure the share of production for your net profits interest, you must first determine your percentage participation (as measured by the net profits) in the gross revenue from the property. To figure this percentage, you divide the income you receive for your net profits interest by the gross revenue from the property. Then multiply the total production from the property by your percentage participation to figure your share of the production.

Example. Riley owns oil property in which Finley owns a 20% net profits interest. During the year, the property produced 10,000 barrels of oil, which Riley sold for \$200,000. Riley had expenses of \$90,000 attributable to the property. The property generated a net profit of \$110,000 (\$200,000 – \$90,000). Finley received income of \$22,000 ($\$110,000 \times 20\%$ (0.20)) as Finley's net profits interest.

The percentage participation that Finley determined was 11%, figured by dividing \$22,000 (income received) by \$200,000 (the gross revenue from the property). Finley's share of the oil production was determined to be 1,100 barrels ($10,000 \text{ barrels} \times 11\%$ (0.11)).

Depletable oil or natural gas quantity. Generally, your depletable oil quantity is 1,000 barrels. Your depletable natural gas quantity is 6,000 cubic feet multiplied by the number of barrels of your depletable oil quantity that you choose to apply. If you claim depletion on both oil and natural gas, you must reduce your depletable oil quantity (1,000 barrels) by the number of barrels you use to figure your depletable natural gas quantity.

Example. You have both oil and natural gas production. To figure your depletable natural gas quantity, you choose to apply 360 barrels of your 1,000-barrel depletable oil quantity. Your depletable natural gas quantity is 2.16 million cubic feet of gas ($360 \times 6,000$). You must reduce your depletable oil quantity to 640 barrels ($1,000 - 360$).

If you have production from marginal wells, see section 613A(c)(6) to figure your depletable oil or natural gas quantity. See also Notice 2022-24, available at [IRS.gov/irb/2022-21_IRB](https://www.irs.gov/irb/2022-21_IRB).

Business entities and family members. You must allocate the depletable oil or gas

quantity among the following related persons in proportion to each business entity's or family member's production of domestic oil or gas for the year.

- Corporations, trusts, and estates if 50% or more of the beneficial interest is owned by the same or related persons (considering only persons that own at least 5% of the beneficial interest).
- You and your spouse and minor children.

A related person is anyone mentioned in the related persons discussion under *Nondeductible loss* in chapter 2 of Pub. 544, except that for purposes of this allocation, item (1) in that discussion includes only an individual, spouse, and their minor children.

Controlled group of corporations. Members of the same controlled group of corporations are treated as one taxpayer when figuring the depletable oil or natural gas quantity. They share the depletable quantity. A controlled group of corporations is defined in section 1563(a), except that, for this purpose, the stock ownership requirement is "more than 50%" rather than "at least 80%," as described in section 1563(a).

Gross income from the property. For purposes of percentage depletion, gross income from the property (in the case of oil and gas wells) is the amount you receive from the sale of the oil or gas in the immediate vicinity of the well. If you do not sell the oil or gas on the property but manufacture or convert it into a refined product before sale, or transport it before sale, the gross income from the property is the representative market or field price (RMFP) of the oil or gas before conversion or transportation.

However, if you sold gas after you transported it from the premises for a price that is lower than the RMFP, determine gross income from the property for percentage depletion purposes without regard to the RMFP.

Gross income from the property does not include lease bonuses, advance royalties, or other amounts payable without regard to production from the property.

Average daily production exceeds depletable quantities. If your average daily production for the year is more than your depletable oil or natural gas quantity, figure your allowance for depletion for each domestic oil or natural gas property as follows.

1. Figure your average daily production of oil or natural gas for the year.
2. Figure your depletable oil or natural gas quantity for the year.
3. Figure depletion for all oil or natural gas produced from the property using a percentage depletion rate of 15% (0.15).
4. Multiply the result figured in (3) by a fraction, the numerator of which is the result figured in (2) and the denominator of which is the result figured in (1). This is your depletion allowance for that property for the year.

Taxable income limit. If you are an independent producer or royalty owner of oil and gas,

your deduction for percentage depletion is limited to the smaller of the following.

- 100% of your taxable income from the property figured without the deduction for depletion and the deduction for qualified business income under section 199A. For a definition of taxable income from the property, see [Taxable income limit](#), earlier, under *Mineral Property*.
- 65% of your taxable income for the year figured without the deduction for depletion, the deduction for qualified business income under section 199A, any net operating loss carryback to the tax year under section 172, any capital loss carryback to the tax year under section 1212, and in the case of a trust, any distribution to its beneficiary (with certain exceptions).

You can carry over to the following year any amount you cannot deduct because of the 65%-of-taxable-income limit. Add it to your depletion allowance (before applying any limits) for the following year.

Partnerships and S Corporations

Generally, each partner or S corporation shareholder, and not the partnership or S corporation, figures the depletion allowance separately. Each partner or shareholder must decide whether to use cost or percentage depletion. A partner or shareholder using percentage depletion must apply the 65%-of-taxable-income limit using its taxable income from all sources.

Partner's or shareholder's adjusted basis. The partnership or S corporation must allocate to each partner or shareholder its share of the adjusted basis of each oil or gas property held by the partnership or S corporation. The partnership or S corporation makes the allocation as of the date it acquires the oil or gas property.

Each partner's share of the adjusted basis of the oil or gas property is generally figured according to that partner's interest in partnership capital. However, in some cases, it is figured according to the partner's interest in partnership income.

The partnership or S corporation adjusts the partner's or shareholder's share of the adjusted basis of the oil and gas property for any capital expenditures made for the property and for any change in partnership or S corporation interests.

Recordkeeping. Each partner or shareholder must separately keep records of its share of the adjusted basis in each oil and gas property of the partnership or S corporation. The partner or shareholder must reduce its applicable adjusted basis by the depletion allowed or allowable on the property each year. The partner or shareholder must use that reduced adjusted basis to figure cost depletion, or its gain or loss, if the partnership or S corporation disposes of the property.

Reporting the deduction. Information that you, as a partner or shareholder, use to figure your depletion deduction on oil and gas properties is reported by the partnership or S corporation on Schedule K-1 (Form 1065) or on Schedule K-1 (Form 1120-S). Deduct oil and gas



depletion for your partnership or S corporation interest on Schedule E (Form 1040). The depletion deducted on Schedule E is included in figuring income or loss from rental real estate or royalty properties. The Instructions for Schedule E (Form 1040) explain where to report this income or loss and whether you need to file either of the following forms.

- Form 6198.
- Form 8582.

Natural Gas Wells

You can use percentage depletion for a well that produces natural gas that is either:

- Regulated natural gas,
- Sold under a fixed contract, or
- Produced from geopressured brine.

Regulated natural gas. Regulated natural gas qualifies for a percentage depletion rate of 22%. Regulated natural gas is domestic natural gas produced and sold by the producer before July 1, 1976, and is regulated by the Federal Power Commission. The price for regulated gas cannot be adjusted to reflect any increase in the seller's tax liability because of the repeal of percentage depletion for gas. Price increases after February 1, 1975, are presumed to take the increase in tax liability into account unless demonstrated otherwise by clear and convincing evidence.

Natural gas sold under a fixed contract. Natural gas sold under a fixed contract qualifies for a percentage depletion rate of 22%. Natural gas sold under a fixed contract is domestic natural gas sold by the producer under a contract that does not provide for a price increase to reflect any increase in the seller's tax liability because of the repeal of percentage depletion for gas. The contract must have been in effect from February 1, 1975, until the date of sale of the gas. Price increases after February 1, 1975, are presumed to take the increase in tax liability into account unless demonstrated otherwise by clear and convincing evidence.

Natural gas from geopressured brine. Qualified natural gas from geopressured brine is eligible for a percentage depletion rate of 10%. This is natural gas that meets both of the following conditions.

- Produced from a well you began to drill after September 1978 and before 1984.
- Determined in accordance with section 503 of the Natural Gas Policy Act of 1978 to be produced from geopressured brine.

Mines and Geothermal Deposits

Certain mines, oil and gas wells, and other natural deposits, including geothermal deposits, qualify for percentage depletion.

Mines, oil and gas wells, and other natural deposits. The percentage of your gross income from the property that you can deduct as depletion depends on the type of deposit.

See section 613(b) for the percentage depletion rates.

Corporate deduction for iron ore and coal. The percentage depletion deduction of a corporation for iron ore and coal (including lignite) is reduced by 20% (0.20) of:

- The percentage depletion deduction for the tax year (figured without this reduction), minus
- The adjusted basis of the property at the close of the tax year (figured without the depletion deduction for the tax year).

Gross income from the property. For property other than a geothermal deposit or an oil or gas well, gross income from the property means the gross income from mining. Mining includes all of the following.

- Extracting ores or minerals from the ground.
- Applying certain [treatment processes](#) described below.
- Transporting ores or minerals (generally, not more than 50 miles) from the point of extraction to the plants or mills in which the treatment processes are applied.

Excise tax. Gross income from mining includes the separately stated excise tax received by a mine operator from the sale of coal to compensate the operator for the excise tax the mine operator must pay to finance the benefits provided under the Black Lung Benefits Revenue Act of 1977.

Extraction. Extracting ores or minerals from the ground includes extraction by mine owners or operators of ores or minerals from the waste or residue of prior mining. This does not apply to extraction from waste or residue of prior mining by the purchaser of the waste or residue or the purchaser of the rights to extract ores or minerals from the waste or residue.

Treatment processes. The processes included as mining depend on the ore or mineral mined. To qualify as mining, the treatment processes must be applied by the mine owner or operator. For a listing of treatment processes considered as mining, see section 613(c)(4) and the related regulations.

Transportation of more than 50 miles. If ore or mineral must be transported more than 50 miles to plants or mills to be treated because of physical and other requirements, the additional authorized transportation may be considered mining and included in the calculation of gross income from mining if authorized by the IRS.



If you wish to include transportation of more than 50 miles in the calculation of gross income from mining, request an advance ruling from the IRS. Include in the request the facts about the physical and other requirements that prevented the construction and operation of the plant (in which mining processes are applied) within 50 miles of the point of extraction. For more information about requesting an advance ruling, see Rev. Proc. 2022-1, available at [IRS.gov/irb/2022-01_IRB](https://www.irs.gov/irb/2022-01_IRB), modified by Rev. Proc. 2022-10, available at [IRS.gov/irb/2022-06_IRB](https://www.irs.gov/irb/2022-06_IRB), AND superseded by Rev. Proc. 2023-1, available at [IRS.gov/irb/2023-01_IRB](https://www.irs.gov/irb/2023-01_IRB).

Disposal of coal or iron ore. You cannot take a percentage depletion deduction for coal (including lignite) or iron ore mined in the United States if both of the following apply.

- You disposed of it after holding it for more than 1 year.
- You disposed of it under a contract under which you retain an economic interest in the coal or iron ore.

Treat any gain on the disposition as a capital gain.

Disposal to related person. This rule does not apply if you dispose of the coal or iron ore to one of the following persons.

- A related person (as listed in chapter 2 of Pub. 544).
- A person owned or controlled by the same interests that own or control you.

Geothermal deposits. Geothermal deposits located in the United States or its possessions qualify for a percentage depletion rate of 15%. A geothermal deposit is a geothermal reservoir of natural heat stored in rocks or in a watery liquid or vapor (whether or not under pressure). For percentage depletion purposes, a geothermal deposit is not considered a gas well.

Figure gross income from the property for a geothermal steam well in the same way as for oil and gas wells. See [Gross income from the property](#), earlier, under [Oil and Gas Wells](#). Percentage depletion on a geothermal deposit cannot be more than 50% of your taxable income from the property.

Lessor's Gross Income

In the case of leased property, the depletion deduction is divided between the lessor and the lessee.

A lessor's gross income from the property that qualifies for percentage depletion is usually the total of the royalties received from the lease.

Bonuses and advanced royalties. Bonuses and advanced royalties are payments a lessee makes before production to a lessor for the grant of rights in a lease or for minerals, gas, or oil to be extracted from leased property. If you are the lessor, your income from bonuses and advanced royalties received is subject to an allowance for depletion, as explained in the next two paragraphs.

Figuring cost depletion. To figure cost depletion on a bonus, multiply your adjusted basis in the property by a fraction, the numerator of which is the bonus and the denominator of which is the total bonus and royalties expected to be received. To figure cost depletion on advanced royalties, use the calculation explained earlier under [Cost Depletion](#), treating the number of units for which the advanced royalty is received as the number of units sold.

Figuring percentage depletion. In the case of mines, wells, and other natural deposits other than gas, oil, or geothermal property, you may use the percentage rates discussed earlier under [Mines and Geothermal Deposits](#). Any bonus or advanced royalty payments are generally part of the gross income from the property to which the rates are applied in making the

calculation. However, for oil, gas, or geothermal property, gross income does not include lease bonuses, advanced royalties, or other amounts payable without regard to production from the property.

Ending the lease. If you receive a bonus on a lease that ends or is abandoned before you derive any income from mineral extraction or the cutting of timber, include in income the depletion deduction you took on the bonus. Do this for the year the lease ends or is abandoned. Also, increase your adjusted basis in the property to restore the depletion deduction you previously subtracted.

For advanced royalties, include in income the depletion claimed on minerals or timber for which the advanced royalties were paid, if the minerals were not produced or timber not cut before the lease ended. Include this amount in income for the year the lease ends. Increase your adjusted basis in the property by the amount you include in income.

Delay rentals. These are payments for deferring development of the property. Since delay rentals are ordinary rent, they are ordinary income to the payee that is not subject to depletion. These rentals can be avoided by either abandoning the lease, beginning development operations, or obtaining production.

Timber

You can figure timber depletion only by the cost method. Percentage depletion does not apply to timber. Base your depletion on your cost or other basis in the timber. Your cost does not include the cost of land or any amounts recoverable through depreciation.

Depletion takes place when you cut standing timber. You can figure your depletion deduction when the quantity of cut timber is first accurately measured in the process of exploitation.

Figuring cost depletion. To figure your cost depletion allowance, you multiply the number of timber units cut by your depletion unit.

Timber units. When you acquire timber property, you must make an estimate of the quantity of marketable timber reasonably known, or on good evidence believed to exist on the property. You measure the timber using feet board measure (FBM), log scale, cords, or other units. If you later determine that you have more or less units of timber, you must adjust the original estimate.

The term “timber property” means your economic interest in standing timber in each tract or block representing a separate timber account.

Depletion unit. You figure your depletion unit each year by taking the following steps.

1. Determine your cost or adjusted basis of the timber on hand at the beginning of the year. Adjusted basis is defined under [Cost Depletion](#) in the discussion on *Mineral Property*, earlier.
2. Add to the amount determined in (1) the cost of any timber units acquired during the year and any additions to capital.

3. Figure the number of timber units to take into account by adding the number of timber units acquired during the year to the number of timber units on hand in the account at the beginning of the year and then adding (or subtracting) any correction to the estimate of the number of timber units remaining in the account.

4. Divide the result of (2) by the result of (3). This is your depletion unit.

Example. You bought a timber tract for \$160,000 and the land was worth as much as the timber. Your basis for the timber is \$80,000. Based on an estimated 1 million feet board measure (FBM) or 1,000 “thousand board feet” (MFBM) of standing timber, you figure your depletion unit to be \$80 per MFBM ($\$80,000 \div 1,000$). If you cut 500 MFBM of timber, your depletion allowance would be \$40,000 ($500 \text{ MFBM} \times \80).

When to claim depletion. Claim your depletion allowance as a deduction in the year of sale or other disposition of the products cut from the timber, unless you choose to treat the cutting of timber as a sale or exchange (explained below). Include allowable depletion for timber products not sold during the tax year the timber is cut as a cost item in the closing inventory of timber products for the year. The inventory is your basis for determining gain or loss in the tax year you sell the timber products.

Example. The facts are the same as in the previous example, except that you sold only half of the timber products in the cutting year. You would deduct \$20,000 of the \$40,000 depletion that year. You would add the remaining \$20,000 depletion to your closing inventory of timber products.

Electing to treat the cutting of timber as a sale or exchange. You can elect, under certain circumstances, to treat the cutting of timber held for more than 1 year as a sale or exchange. You must make the election on your income tax return for the tax year to which it applies. The election can't be made on an amended return. If you make this election, subtract the adjusted basis for depletion from the fair market value (FMV) of the timber on the first day of the tax year in which you cut it to figure the gain or loss on the cutting. You generally report the gain as long-term capital gain. The FMV then becomes your basis for figuring your ordinary gain or loss on the sale or other disposition of the products cut from the timber. For more information, see *Timber* in chapter 2 of Pub. 544.

You may revoke an election to treat the cutting of timber as a sale or exchange, without the IRS's consent, by the due date (including extensions) for the return. The prior election (and revocation) is disregarded for purposes of making a subsequent election. See Form T (Timber, Forest Activities Schedule) for more information.

Form T (Timber, Forest Activities Schedule). Complete and attach Form T (Timber, Forest Activities Schedule) to your income tax return if you claim a deduction for timber depletion, choose to treat the cutting of timber as a

sale or exchange, or make an outright sale of timber.

10.

Business Bad Debts

Introduction

You have a bad debt if you cannot collect money owed to you. A bad debt is either a business bad debt or a nonbusiness bad debt. This chapter discusses only business bad debts.

Generally, a business bad debt is one that comes from operating your trade or business. You can deduct business bad debts on Schedule C (Form 1040) or your applicable business income tax return.

All other bad debts are nonbusiness bad debts and are deductible only as short-term capital losses. For more information on nonbusiness bad debts, see Pub. 550.

Topics

This chapter discusses:

- Definition of business bad debt
- When a debt becomes worthless
- How to claim a business bad debt
- Recovery of a bad debt

Useful Items

You may want to see:

Publication

- 525** Taxable and Nontaxable Income
- 536** Net Operating Losses (NOLs) for Individuals, Estates, and Trusts
- 544** Sales and Other Dispositions of Assets
- 550** Investment Income and Expenses
- 556** Examination of Returns, Appeal Rights, and Claims for Refund

Form (and Instructions)

- Schedule C (Form 1040)** Profit or Loss From Business
- 1040-X** Amended U.S. Individual Income Tax Return
- 1045** Application for Tentative Refund
- 1065** U.S. Return of Partnership Income
- 1065-X** Amended Return or Administrative Adjustment Request (AAR)
- 1120-S** U.S. Income Tax Return for an S Corporation

- ❑ **1120-X** Amended U.S. Corporation Income Tax Return
- ❑ **1139** Corporation Application for Tentative Refund
- ❑ **3115** Application for Change in Accounting Method

See [chapter 12](#) for information about getting publications and forms.

Definition of Business Bad Debt

A business bad debt is a loss from the worthlessness of a debt that was either:

- Created or acquired in your trade or business, or
- Closely related to your trade or business when it became partly or totally worthless.

A debt is closely related to your trade or business if your primary motive for incurring the debt is business related. Bad debts of a corporation (other than an S corporation) are always business bad debts.

Credit sales. Business bad debts are mainly the result of credit sales to customers. Goods that have been sold, but not yet paid for, and services that have been performed, but not yet paid for, are recorded in your books as either accounts receivable or notes receivable. After a reasonable period of time, if you have tried to collect the amount due, but are unable to do so, the uncollectible part of the receivables becomes a business bad debt.

Accounts or notes receivable valued at fair market value (FMV) when received are deductible only at that value, even though the FMV may be less than the face value. If you purchased an account receivable for less than its face value, and the receivable subsequently becomes worthless, the most you're allowed to deduct is the amount you paid to acquire it.



You can claim a business bad debt deduction only if the amount owed to you was previously included in gross income. This applies to amounts owed to you from all sources of taxable income, including sales, services, rents, and interest.

Accrual method. If you use an accrual method of accounting, you generally report income as you earn it. You can only claim a bad debt deduction for an uncollectible receivable if you have previously included the uncollectible amount in income.

If you qualify, you can use the nonaccrual-experience method of accounting, discussed later. Under this method, you don't have to accrue income that, based on your experience, you don't expect to collect.

Cash method. If you use the cash method of accounting, you generally report income when you receive payment. You can't claim a bad debt deduction for amounts owed to you because you never included those amounts in income. For example, a cash basis architect can't claim a bad debt deduction if a client fails to pay the bill because the architect's fee was never included in income.

Debts from a former business. If you sell your business but retain its receivables, these debts are business debts because they arose out of your trade or business. If any of these receivables subsequently become worthless, the loss is still a business bad debt.

Debt acquired from a decedent. The character of a loss from debts of a business acquired from a decedent is determined in the same way as debts acquired on the purchase of a business. The executor of the decedent's estate treats any loss from the debts as a business bad debt if the debts were closely related to the decedent's trade or business when they became worthless. Otherwise, a loss from these debts becomes a nonbusiness bad debt for the decedent's estate.

Liquidation. If you liquidate your business and some of the accounts receivable that you retain become worthless, they're treated as business bad debts.

Types of Business Bad Debts

Business bad debts may result from the following.

Loans to clients and suppliers. If you loan money to a client, supplier, employee, or distributor for a business reason and you're unable to collect the loan after attempting to do so, you have a business bad debt.

Debts owed by political parties. If a political party (or other organization that accepts contributions or spends money to influence elections) owes you money and the debt becomes worthless, you can claim a bad debt deduction only if all of the following requirements are met.

1. You use an accrual method of accounting.
2. The debt arose from the sale of goods or services in the ordinary course of your trade or business.
3. More than 30% of your receivables accrued in the year of the sale were from sales to political parties.
4. You made substantial and continuing efforts to collect on the debt.

Loan or capital contribution. You cannot claim a bad debt deduction for a loan you made to a corporation if, based on the facts and circumstances, the loan is actually a contribution to capital.

Debts of an insolvent partner. If your business partnership breaks up and one of your former partners becomes insolvent, you may have to pay more than your pro rata share of the partnership's debts. If you pay any part of the insolvent partner's share of the debts, you can claim a bad debt deduction for the amount you paid that is attributable to the insolvent partner's share.

Business loan guarantee. If you guarantee a debt that subsequently becomes worthless, the

debt can qualify as a business bad debt if all of the following requirements are met.

- You made the guarantee in the course of your trade or business.
- You have a legal duty to pay the debt.
- You made the guarantee before the debt became worthless. You meet this requirement if you reasonably expected you wouldn't have to pay the debt without full reimbursement from the borrower.
- You received reasonable consideration for making the guarantee. You meet this requirement if you made the guarantee according to normal business practice or for a good faith business purpose.

Example. Jane Zayne owns the Zayne Dress Company. She guaranteed payment of a \$20,000 note for Elegant Fashions, a dress outlet. Elegant Fashions is one of Zayne's largest clients. Elegant Fashions later defaulted on the loan. As a result, Ms. Zayne paid the remaining balance of the loan in full to the bank.

She can claim a business bad debt deduction only for the amount she paid because her guarantee was made in the course of her trade or business for a good faith business purpose. She was motivated by the desire to retain one of her better clients and keep a sales outlet.

Deductible in the year paid. If you make a payment on a loan you guaranteed, you can deduct it in the year paid, unless you have rights against the borrower.

Rights against a borrower. When you make payment on a loan you guaranteed, you may have the right to take the place of the lender. The debt is then owed to you. If you have this right, or some other right to demand payment from the borrower, you can't claim a bad debt deduction until these rights become partly or totally worthless.

Joint debtor. If two or more debtors jointly owe you money, your inability to collect from one doesn't enable you to deduct a proportionate amount as a bad debt.

Sale of mortgaged property. If mortgaged or pledged property is sold for less than the debt, the unpaid, uncollectible balance of the debt is a bad debt.

When a Debt Becomes Worthless

A debt becomes worthless when there is no longer any chance the amount owed will be paid. This may occur on the date the debt is due or prior to that date.

To demonstrate worthlessness, you must only show that you have taken reasonable steps to collect the debt but were unable to do so. It isn't necessary to go to court if you can show that a judgment from the court would be uncollectible. Bankruptcy of your debtor is generally good evidence of the worthlessness of at least a part of an unsecured and unpreferred debt.

Property received for debt. If you receive property in partial settlement of a debt, reduce the debt by the property's FMV, which becomes the property's basis. You can deduct the remaining debt as a bad debt if and when it becomes worthless.

If you later sell the property for more than its basis, any gain on the sale is due to the appreciation of the property. It isn't a recovery of a bad debt. For information on the sale of an asset, see Pub. 544.

How To Claim a Business Bad Debt

There are two methods to claim a business bad debt.

- The specific charge-off method.
- The nonaccrual-experience method.

Generally, you must use the specific charge-off method. However, you may use the nonaccrual-experience method if you meet the requirements discussed later under [Nonaccrual-Experience Method](#).

Specific Charge-off Method

If you use the specific charge-off method, you can deduct specific business bad debts that become either partly or totally worthless during the tax year. However, with respect to partly worthless bad debts, your deduction is limited to the amount you charged off on your books during the year.

Partly worthless debts. You can deduct specific bad debts that become partly uncollectible during the tax year. Your tax deduction is limited to the amount you charge off on your books during the year. You don't have to charge off and deduct your partly worthless debts annually. You can delay the charge-off until a later year. However, you can't deduct any part of a debt after the year it becomes totally worthless.

Significantly modified debt. An exception to the charge-off rule exists for debt that has been significantly modified and on which the holder recognized gain. For more information, see Regulations section 1.166-3(a)(3).

Deduction disallowed. Generally, you can claim a partial bad debt deduction only in the year you make the charge-off on your books. If, under audit, the IRS doesn't allow your deduction and the debt becomes partly worthless in a later tax year, you can deduct the amount you charged off in that year plus the disallowed amount charged off in the earlier year. The charge-off in the earlier year, unless reversed on your books, fulfills the charge-off requirement for the later year.

Totally worthless debts. If a debt becomes totally worthless in the current tax year, you can deduct the entire amount minus any amount deducted in an earlier tax year when the debt was only partly worthless.

You don't have to make an actual charge-off on your books to claim a bad debt deduction for a totally worthless debt. However, you may want to do so. If you don't and the IRS later

rules the debt is only partly worthless, you will not be allowed a deduction for the debt in that tax year because a deduction of a partly worthless bad debt is limited to the amount actually charged off. See [Partly worthless debts](#), earlier.

Filing a claim for refund. If you didn't deduct a bad debt on your original return for the year it became worthless, you can file a claim for a credit or refund. If the bad debt was totally worthless, you must file the claim by the later of the following dates.

- 7 years from the date your original return was due (not including extensions).
- 2 years from the date you paid the tax.

If the claim is for a partly worthless bad debt, you must file the claim by the later of the following dates.

- 3 years from the date you filed your original return.
- 2 years from the date you paid the tax.

You may have longer to file the claim if you were unable to manage your financial affairs due to a physical or mental impairment. Such an impairment requires proof of existence.

For details and more information about filing a claim, see Pub. 556. Use one of the following forms to file a claim. For more information, see the instructions for the applicable form.

Table 10-1. Forms Used To File a Claim

IF you filed as a...	THEN file...
sole proprietor or farmer	Form 1040-X.
corporation	Form 1120-X.
S corporation	Form 1120-S and check box H(4).
partnership	Form 1065-X if filing on paper or Form 1065 and check box G(5) if filing electronically.

Nonaccrual-Experience Method

Generally, a person using accrual accounting isn't required to accrue a service-provided receivable that experience shows won't be collected if:

- The service provided is health, law, engineering, architecture, accounting, actuarial science, performing arts, or consulting; or
- The person's average annual gross receipts for all previous 3-tax-year periods don't exceed \$27 million.

See section 448 for details and exceptions.

Recovery of a Bad Debt

If you claim a deduction for a bad debt on your income tax return and later recover (collect) all or part of it, you may have to include all or part of the recovery in gross income. The amount you include is limited to the amount you actually deducted. However, you can exclude the

amount deducted that did not reduce your tax. Report the recovery as "Other income" on the appropriate business form or schedule.

See *Recoveries* in Pub. 525 for more information.

NOL carryover. If a bad debt deduction increases an NOL carryover that has not expired before the beginning of the tax year in which the recovery takes place, you treat the deduction as having reduced your tax. A bad debt deduction that contributes to an NOL helps lower taxes in the year to which you carry the NOL. For more information about NOLs for individuals, see Pub. 536. Also, see the Instructions for Form 1045, and the Instructions for Form 1139.

11.

Other Expenses

What's New

Standard mileage rate. For tax year 2022, the standard mileage rate for the cost of operating your car, van, pickup, or panel truck for business use is:

- 58.5 cents per mile from January 1, 2022, through June 30, 2022; and
- 62.5 cents per mile from July 1, 2022, through December 31, 2022.

For more information, see [Car and truck expenses](#) under [Miscellaneous Expenses](#), later.

Reminders

No miscellaneous itemized deductions allowed. You can no longer claim any miscellaneous itemized deductions, including the deduction for repayments (claim of right). Miscellaneous itemized deductions are those deductions that would have been subject to the 2%-of-adjusted-gross-income limitation.

Qualified business income deduction. For tax years beginning after 2017, individual taxpayers and some trusts and estates may be entitled to a deduction of up to 20% of their qualified business income (QBI) from a trade or business, including income from a pass-through entity, but not from a C corporation, plus 20% of qualified real estate investment trust (REIT) dividends and qualified publicly traded partnership (PTP) income. The deduction is subject to multiple limitations, such as the type of trade or business, the taxpayer's taxable income, the amount of W-2 wages paid in the trade or business, and the unadjusted basis immediately after acquisition (UBIA) of qualified property held by the trade or business. The deduction can be taken in addition to the standard or itemized deductions. See the Instructions for Form 8995 and the Instructions for Form 8995-A for more information.

Travel, meals, and entertainment. In general, entertainment expenses are no longer deductible. For more information on travel and non-entertainment-related meals, including deductibility, see Pub. 463.

Certain payments made in sexual harassment or sexual abuse cases. For amounts paid or incurred after December 22, 2017, new section 162(q) provides that no deduction is allowed under section 162 for any settlement or payment related to sexual harassment or sexual abuse if it is subject to a nondisclosure agreement. In addition, attorney's fees related to such a settlement or payment aren't allowed as a deduction.

Introduction

This chapter covers business expenses that may not have been explained to you, as a business owner, in previous chapters of this publication.

Topics

This chapter discusses:

- Travel and non-entertainment-related meals
- Bribes and kickbacks
- Charitable contributions
- Education expenses
- Lobbying expenses
- Penalties and fines
- Repayments (claim of right)
- Other miscellaneous expenses

Useful Items

You may want to see:

Publication

- 15-B** Employer's Tax Guide to Fringe Benefits
- 463** Travel, Gift, and Car Expenses
- 526** Charitable Contributions
- 529** Miscellaneous Deductions
- 544** Sales and Other Dispositions of Assets
- 946** How To Depreciate Property
- 970** Tax Benefits for Education

Form (and Instructions)

- Schedule A (Form 1040)** Itemized Deductions
- Schedule C (Form 1040)** Profit or Loss From Business
- Schedule F (Form 1040)** Profit or Loss From Farming
- 1099-MISC** Miscellaneous Information
- 1120** U.S. Corporation Income Tax Return
- 4562** Depreciation and Amortization
- 8949** Sales and Other Dispositions of Capital Assets

- 8995** Qualified Business Income Deduction Simplified Computation
- 8995-A** Qualified Business Income Deduction
- W-2** Wage and Tax Statement

See [chapter 12](#) for information about getting publications and forms.

Reimbursement of Travel and Non-Entertainment-Related Meals

The following discussion explains how to handle any reimbursements or allowances you may provide to your employees under a reimbursement or allowance arrangement for travel and non-entertainment-related meals expenses. If you are self-employed and report your income and expenses on Schedule C (Form 1040), see Pub. 463.

To be deductible for tax purposes, expenses incurred for travel and non-entertainment-related meals must be ordinary and necessary expenses incurred while carrying on your trade or business. For more information on travel and non-entertainment-related meals, including deductibility, see Pub. 463.

Reimbursements

A "reimbursement or allowance arrangement" provides for payment of advances, reimbursements, and allowances for travel and non-entertainment-related meals expenses incurred by your employees during the ordinary course of business. If the expenses are substantiated, you can deduct the allowable amount on your tax return. Because of differences between accounting methods and tax law, the amount you can deduct for tax purposes may not be the same as the amount you deduct on your business books and records. For example, you can deduct 100% of the cost of meals on your business books and records. However, only 50% of these costs are allowed by law as a tax deduction.

How you deduct a business expense under a reimbursement or allowance arrangement depends on whether you have:

- An accountable plan, or
- A nonaccountable plan.

If you reimburse these expenses under an accountable plan, deduct them as travel and non-entertainment-related meals expenses.

If you reimburse these expenses under a nonaccountable plan, report the reimbursements as wages on Form W-2, and deduct them as wages on the appropriate line of your tax return. If you make a single payment to your employees and it includes both wages and an expense reimbursement, you must specify the amount of the reimbursement and report it accordingly. See [Table 11-1](#).

Accountable Plans

An accountable plan requires your employees to meet all of the following requirements. Each employee must:

1. Have paid or incurred deductible expenses while performing services as your employee,
2. Adequately account to you for these expenses within a reasonable period of time, and
3. Return any excess reimbursement or allowance within a reasonable period of time.

An arrangement under which you advance money to employees is treated as meeting (3) above only if the following requirements are also met.

- The advance is reasonably calculated not to exceed the amount of anticipated expenses.
- You make the advance within a reasonable period of time of your employee paying or incurring the expense.

If any expenses reimbursed under this arrangement aren't substantiated, or an excess reimbursement isn't returned within a reasonable period of time by an employee, you can't treat these expenses as reimbursed under an accountable plan. Instead, treat the reimbursed expenses as paid under a nonaccountable plan, discussed later.

Adequate accounting. Your employees must adequately account to you for their travel and non-entertainment-related meals expenses. They must give you documentary evidence of their travel, mileage, and other employee business expenses. This evidence should include items such as receipts, along with either a statement of expenses, an account book, a day planner, or similar record in which the employee entered each expense at or near the time the expense was incurred.

Excess reimbursement or allowance. An excess reimbursement or allowance is any amount you pay to an employee that is more than the business-related expenses for which the employee adequately accounted. The employee must return any excess reimbursement or other expense allowance to you within a reasonable period of time.

Reasonable period of time. A reasonable period of time depends on the facts and circumstances. Generally, actions that take place within the times specified in the following list will be treated as taking place within a reasonable period of time.

1. You give an advance within 30 days of the time the employee pays or incurs the expense.
2. Your employees adequately account for their expenses within 60 days after the expenses were paid or incurred.
3. Your employees return any excess reimbursement within 120 days after the expenses were paid or incurred.

4. You give a periodic statement (at least quarterly) to your employees that asks them to either return or adequately account for outstanding advances **and** they comply within 120 days of the date of the statement.

How to deduct. You can claim a deduction for travel and non-entertainment-related meals expenses if you reimburse your employees for these expenses under an accountable plan. Generally, the amount you can deduct for non-entertainment-related meals is subject to a 50% limit, discussed later. If you are a sole proprietor, or are filing as a single member limited liability company, deduct the travel reimbursement on line 24a and the deductible part of the non-entertainment-related meals reimbursement on line 24b of Schedule C (Form 1040).

If you are filing an income tax return for a corporation, include the reimbursement on the *Other deductions* line of Form 1120. If you are filing any other business income tax return, such as a partnership or S corporation return, deduct the reimbursement on the appropriate line of the return as provided in the instructions for that return.

Per Diem and Car Allowances

You can reimburse your employees under an accountable plan based on travel days, miles, or some other fixed allowance. In these cases, your employee is considered to have accounted to you for the amount of the expense that doesn't exceed the rates established by the federal government. Your employee must actually substantiate to you the other elements of the expense, such as time, place, and business purpose.

Federal rate. The federal rate can be figured using any one of the following methods.

1. For car expenses:
 - a. The standard mileage rate.
 - b. A fixed and variable rate (FAVR).
2. For per diem amounts:
 - a. The regular federal per diem rate.
 - b. The standard meal allowance.
 - c. The high-low rate.

Car allowance. Your employee is considered to have accounted to you for car expenses that don't exceed the standard mileage rate. For tax year 2022, the standard business mileage rate is:

- 58.5 cents per mile for January 1, 2022, through June 30, 2022; and
- 62.5 cents per mile for July 1, 2022, through December 31, 2022.

To find the standard mileage rate for 2023, go to [IRS.gov/Tax-Professionals/Standard-Mileage-Rates](https://www.irs.gov/Tax-Professionals/Standard-Mileage-Rates).

You can choose to reimburse your employees using an FAVR allowance. This is an allowance that includes a combination of payments covering fixed and variable costs, such as a cents-per-mile rate to cover your employees' variable operating costs (such as gas, oil, etc.) plus a flat amount to cover your employees'

Table 11-1. Reporting Reimbursements

IF the type of reimbursement (or other expense allowance) arrangement is under	THEN the employer reports on Form W-2
An accountable plan with:	
<i>Actual expense reimbursement:</i> Adequate accounting made and excess returned	No amount.
<i>Actual expense reimbursement:</i> Adequate accounting and return of excess both required but excess not returned	The excess amount as wages in box 1.
<i>Per diem or mileage allowance up to the federal rate:</i> Adequate accounting made and excess returned	No amount.
<i>Per diem or mileage allowance up to the federal rate:</i> Adequate accounting and return of excess both required but excess not returned	The excess amount as wages in box 1. The amount up to the federal rate is reported only in box 12—it isn't reported in box 1.
<i>Per diem or mileage allowance exceeds the federal rate:</i> Adequate accounting made up to the federal rate only and excess not returned	The excess amount as wages in box 1. The amount up to the federal rate is reported only in box 12—it isn't reported in box 1.
A nonaccountable plan with:	
Either adequate accounting or return of excess, or both, not required by plan	The entire amount as wages in box 1.
No reimbursement plan	The entire amount as wages in box 1.

fixed costs (such as depreciation, insurance, etc.). For information on using an FAVR allowance, see Revenue Procedure 2019-46, available at [IRS.gov/irb/2019-49_IRB#RP-2019-46](https://www.irs.gov/irb/2019-49_IRB#RP-2019-46), and Notice 2022-03, available at [IRS.gov/irb/2022-02_IRB](https://www.irs.gov/irb/2022-02_IRB).

Per diem allowance. If your employee actually substantiates to you the other elements (discussed earlier) of the expenses reimbursed using the per diem allowance, how you report and deduct the allowance depends on whether the allowance is for lodging and meal expenses or for meal expenses only and whether the allowance is more than the federal rate.

Regular federal per diem rate. The regular federal per diem rate is the highest amount the federal government will pay to its employees while away from home on travel. It has the following two components.

1. Lodging expense.
2. Meal and incidental expenses (M&IE).

The rates are different for different locations. See [GSA.gov/perdiem](https://www.gsa.gov/perdiem) for the per diem rates in the continental United States.

Standard meal allowance. The federal rate for M&IE is the standard meal allowance. You can pay only an M&IE allowance to employees who travel away from home if:

- You pay the employee for actual expenses for lodging based on receipts submitted to you,
- You provide for the lodging,
- You pay for the actual expense of the lodging directly to the provider,
- You don't have a reasonable belief that lodging expenses were incurred by the employee, or
- The allowance is figured on a basis similar to that used in figuring the employee's wages (that is, number of hours worked or miles traveled).

Per diem rates online. You can access per diem rates at [GSA.gov/perdiem](https://www.gsa.gov/perdiem).

High-low method. This is a simplified method of figuring the federal per diem rate for travel within the continental United States. It eliminates the need to keep a current list of the per diem rate for each city.

Under the high-low method, the per diem amount for travel during January through September of 2022 is \$296 (\$74 for M&IE) for certain high-cost locations. All other areas have a per diem amount of \$202 (\$64 for M&IE). The high-cost localities eligible for the higher per diem amount under the high-low method are listed in Notice 2021-52, available at [IRS.gov/irb/2021-38_IRB#NOT-2021-52](https://www.irs.gov/irb/2021-38_IRB#NOT-2021-52).

Effective October 1, 2023, the per diem rate for high-cost locations will increase to \$297 (\$74 for M&IE). The rate for all other locations will increase to \$204 (\$64 for M&IE). For October, November, and December 2023, you can either continue to use the rates described in the preceding paragraph or change to the new rates. However, you must use the same rate for all employees reimbursed under the high-low method.

For more information about the high-low method, see Notice 2022-44, available at [IRS.gov/irb/2022-41_IRB#NOT-2022-44](https://www.irs.gov/irb/2022-41_IRB#NOT-2022-44). See [GSA.gov/perdiem](https://www.gsa.gov/perdiem) for the current per diem rates for all locations.

Reporting per diem and car allowances. The following discussion explains how to report per diem and car allowances. The manner in which you report them depends on how the allowance compares to the federal rate. See [Table 11-1](https://www.irs.gov/irb/2022-41_IRB#NOT-2022-44).

Allowance less than or equal to the federal rate. If your allowance for the employee is less than or equal to the appropriate federal rate, that allowance isn't included as part of the employee's pay in box 1 of the employee's Form W-2. Deduct the allowance as travel expenses (including meals that may be subject to the 50% limit, discussed later). See [How to deduct](https://www.irs.gov/irb/2022-41_IRB#NOT-2022-44) under *Accountable Plans*, earlier.

Allowance more than the federal rate. If your employee's allowance is more than the appropriate federal rate, you must report the allowance as two separate items.


Include the allowance amount up to the federal rate in box 12 (code L) of the employee's Form W-2. Deduct it as travel expenses (explained above). This part of the allowance is treated as reimbursed under an accountable plan.

Include the amount that is more than the federal rate in box 1 (and in boxes 3 and 5 if they apply) of the employee's Form W-2. Deduct it as wages subject to income tax withholding, social security, Medicare, and federal unemployment taxes. This part of the allowance is treated as reimbursed under a nonaccountable plan (explained later) under [Nonaccountable Plans](#).

Meals

Under an accountable plan, you can generally deduct only 50% of any otherwise deductible business-related meal expenses you reimburse your employees. The deduction limit applies even if you reimburse them for 100% of the expenses.

Application of the 50% limit. The 50% deduction limit applies to reimbursements you make to your employees for expenses they incur for meals while traveling away from home on business and meals for business customers at your place of business, a restaurant, or another location. It applies to expenses incurred at a business convention or reception, business meeting, or business luncheon at a club. The deduction limit may also apply to meals you furnish on your premises to your employees.

 **Section 210 of the Taxpayer Certainty and Disaster Tax Relief Act of 2020 provides for the temporary allowance of a 100% business meal deduction for food or beverages provided by a restaurant and paid or incurred after December 31, 2020, and before January 1, 2023.**

Related expenses. Taxes and tips relating to a meal you reimburse to your employee under an accountable plan are included in the amount subject to the 50% limit. However, the cost of transportation to and from an otherwise allowable business meal isn't subject to the 50% limit.

Amount subject to 50% limit. If you provide your employees with a per diem allowance only for meal and incidental expenses, the amount treated as an expense for food and beverages is the lesser of the following.

- The per diem allowance.
- The federal rate for M&IE.

If you provide your employees with a per diem allowance that covers lodging, meals, and incidental expenses, you must treat an amount equal to the federal M&IE rate for the area of travel as an expense for food and beverages. If the per diem allowance you provide is less than the federal per diem rate for the area of travel, you can treat 40% of the per diem allowance as the amount for food and beverages.

Meal expenses when subject to "hours of service" limits. You can deduct 80% of the cost of reimbursed meals your employees consume while away from their tax home on business during, or incident to, any period subject to the Department of Transportation's "hours of service" limits.

See Pub. 463 for a detailed discussion of individuals subject to the Department of Transportation's "hours of service" limits.

De minimis (minimal) fringe benefit. P.L. 115-97, Tax Cuts and Jobs Act, changed the rules for the deduction of food or beverage expenses that are excludable from employee income as a de minimis fringe benefit. For amounts incurred or paid after 2017, the 50% limit on deductions for food or beverage expenses also applies to food or beverage expenses excludable from employee income as a de minimis fringe benefit. While your business deduction may be limited, the rules that allow you to exclude certain de minimis meals and meals on your business premises from your employee's wages still apply. See *Meals* in section 2 of Pub. 15-B.

Company cafeteria or executive dining room. The cost of food and beverages you provide primarily to your employees on your business premises is deductible. This includes the cost of maintaining the facilities for providing the food and beverages. These expenses are subject to the 50% limit unless they are compensation to your employees (explained later).

Employee activities. The expense of providing recreational, social, or similar activities (including the use of a facility) for your employees is deductible and isn't subject to the 50% limit. The benefit must be primarily for your employees who aren't highly compensated.

For this purpose, a highly compensated employee is an employee who meets either of the following requirements.

1. Owned a 5%-or-more interest in the business during the year or the preceding year. An employee is treated as owning any interest owned by their sibling, spouse, ancestors, and lineal descendants.
2. Received more than \$130,000 in pay for the preceding year. You can choose to include only employees who were also in the top 20% of employees when ranked by pay for the preceding year.

For example, the expenses for food, beverages, and entertainment for a company-wide picnic aren't subject to the 50% or 100% limit.

Meals or entertainment treated as compensation. The 50% limit doesn't apply to either of the following.

1. Expenses for meals or entertainment that you treat as:
 - a. Compensation to an employee who was the recipient of the meals or entertainment, and
 - b. Wages subject to withholding of federal income tax.

2. Expenses for meals or entertainment if:

- a. A recipient of the meals or entertainment who isn't your employee has to include the expenses in gross income as compensation for services or as a prize or award; and
- b. You include that amount on a Form 1099-MISC issued to the recipient, if a Form 1099-MISC is required.

Sales of meals or entertainment. You can deduct the cost of meals or entertainment (including the use of facilities) you sell to the public. For example, if you run a nightclub, your expense for the entertainment you furnish to your customers, such as a floor show, is a business expense that is fully deductible. The 100% limit doesn't apply to this expense.

Providing meals or entertainment to general public to promote goodwill. You can deduct the cost of providing meals, entertainment, or recreational facilities to the general public as a means of advertising or promoting goodwill in the community. The 50% or 100% limit doesn't apply to this expense.

Director, stockholder, or employee meetings. You can deduct entertainment expenses directly related to business meetings of your employees, partners, stockholders, agents, or directors. You can provide some minor social activities, but the main purpose of the meeting must be your company's business. These expenses are subject to the 100% limit.

Trade association meetings. You can deduct expenses directly related to, and necessary for, attending business meetings or conventions of certain tax-exempt organizations. These organizations include business leagues, chambers of commerce, real estate boards, and trade and professional associations.

Nonaccountable Plans

A nonaccountable plan is an arrangement that doesn't meet the requirements for an accountable plan. All amounts paid, or treated as paid, under a nonaccountable plan are reported as wages on Form W-2. The payments are subject to income tax withholding, social security, Medicare, and federal unemployment taxes. You can deduct the reimbursement as compensation or wages only to the extent it meets the deductibility tests for employees' pay in [chapter 2](#). Deduct the allowable amount as compensation or wages on the appropriate line of your income tax return, as provided in its instructions.

Miscellaneous Expenses

In addition to travel, meal, and certain entertainment expenses, there are other expenses you can deduct.

Advertising expenses. You can generally deduct reasonable advertising expenses that are directly related to your business activities. Generally, you can't deduct amounts paid to influence legislation (for example, lobbying). For

more information, see [Lobbying expenses](#), later.

You can usually deduct as a business expense the cost of institutional or goodwill advertising to keep your name before the public if it relates to business you reasonably expect to gain in the future. For example, the cost of advertising that encourages people to contribute to the Red Cross, to buy U.S. savings bonds, or to participate in similar causes is usually deductible.

Anticipated liabilities. Anticipated liabilities or reserves for anticipated liabilities aren't deductible. For example, assume you sold 1-year TV service contracts this year totaling \$50,000. From experience, you know you will have expenses of about \$15,000 in the coming year for these contracts. You can't deduct any of the \$15,000 this year by charging expenses to a reserve or liability account. You can deduct your expenses only when you actually pay or accrue them, depending on your accounting method.

Bribes and kickbacks. Engaging in the payment of bribes or kickbacks is a serious criminal matter. Such activity could result in criminal prosecution. Any payments that appear to have been made, either directly or indirectly, to an official or employee of any government or an agency or instrumentality of any government aren't deductible for tax purposes and are in violation of the law.

Payments paid directly or indirectly to a person in violation of any federal or state law (but only if that state law is generally enforced, defined below) that provides for a criminal penalty or for the loss of a license or privilege to engage in a trade or business aren't allowed as a deduction for tax purposes.

Meaning of "generally enforced." A state law is considered generally enforced unless it is never enforced or enforced only for infamous persons or persons whose violations are extraordinarily flagrant. For example, a state law is generally enforced unless proper reporting of a violation of the law results in enforcement only under unusual circumstances.

Kickbacks. A kickback is a payment for referring a client, patient, or customer. The common kickback situation occurs when money or property is given to someone as payment for influencing a third party to purchase from, use the services of, or otherwise deal with the person who pays the kickback. In many cases, the person whose business is being sought or enjoyed by the person who pays the kickback isn't aware of the payment.

For example, the Yard Corporation is in the business of repairing ships. It returns 10% of the repair bills as kickbacks to the captains and chief officers of the vessels it repairs. Although this practice is considered an ordinary and necessary expense of getting business, it is clearly a violation of a state law that is generally enforced. These expenditures aren't deductible for tax purposes, whether or not the owners of the shipyard are subsequently prosecuted.

Form 1099-MISC. It doesn't matter whether any kickbacks paid during the tax year

are deductible on your income tax return in regards to information reporting. See Form 1099-MISC for more information.

Car and truck expenses. The costs of operating a car, truck, or other vehicle in your business may be deductible. For more information on how to figure your deduction, see Pub. 463.

Charitable contributions. Cash payments to an organization, charitable or otherwise, may be deductible as business expenses if the payments aren't charitable contributions or gifts and are directly related to your business. If the payments are charitable contributions or gifts, you can't deduct them as business expenses. However, corporations (other than S corporations) can deduct charitable contributions on their income tax returns, subject to limitations. See the Instructions for Form 1120 for more information. Sole proprietors, partners in a partnership, or shareholders in an S corporation may be able to deduct charitable contributions made by their businesses on Schedule A (Form 1040).

Example. You paid \$15 to a local church for a half-page ad in a program for a concert it is sponsoring. The purpose of the ad was to encourage readers to buy your products. Your payment isn't a charitable contribution. You can deduct it as an advertising expense.

Example. You made a \$100,000 donation to a committee organized by the local Chamber of Commerce to bring a convention to your city, intended to increase business activity, including yours. Your payment isn't a charitable contribution. You can deduct it as a business expense.

See Pub. 526 for a discussion of donated inventory, including capital gain property.

Club dues and membership fees. Generally, you can't deduct amounts paid or incurred for membership in any club organized for business, pleasure, recreation, or any other social purpose. This includes country clubs, golf and athletic clubs, hotel clubs, sporting clubs, airline clubs, and clubs operated to provide meals under circumstances generally considered to be conducive to business discussions.

Exception. The following organizations aren't treated as clubs organized for business, pleasure, recreation, or other social purpose unless one of the main purposes is to conduct entertainment activities for members or their guests or to provide members or their guests with access to entertainment facilities.

- Boards of trade.
- Business leagues.
- Chambers of commerce.
- Civic or public service organizations.
- Professional organizations such as bar associations and medical associations.
- Real estate boards.
- Trade associations.

Credit card convenience fees. Credit card companies charge a fee to businesses who accept their cards. This fee when paid or incurred by the business can be deducted as a business expense.

Damages recovered. Special rules apply to compensation you receive for damages sustained as a result of patent infringement, breach of contract or fiduciary duty, or antitrust violations. You must include this compensation in your income. However, you may be able to take a special deduction. The deduction applies only to amounts recovered for actual economic injury, not any additional amount. The deduction is the smaller of the following.

- The amount you received or accrued for damages in the tax year reduced by the amount you paid or incurred in the year to recover that amount.
- Your losses from the injury you haven't deducted.

Demolition expenses or losses. Amounts paid or incurred to demolish a structure aren't deductible. These amounts are added to the basis of the land where the demolished structure was located. Any loss for the remaining undepreciated basis of a demolished structure wouldn't be recognized until the property is disposed of.

Education expenses. Ordinary and necessary expenses paid for the cost of the education and training of your employees are deductible. See [Education Expenses](#) in [chapter 2](#).

You can also deduct the cost of your own education (including certain related travel) related to your trade or business. You must be able to show the education maintains or improves skills required in your trade or business, or that it is required by law or regulations, for keeping your license to practice, status, or job. For example, an attorney can deduct the cost of attending Continuing Legal Education (CLE) classes that are required by the state bar association to maintain their license to practice law.

Education expenses you incur to meet the minimum requirements of your present trade or business, or those that qualify you for a new trade or business, aren't deductible. This is true even if the education maintains or improves skills presently required in your business. For more information on education expenses, see Pub. 970.

Franchise, trademark, trade name. If you buy a franchise, trademark, or trade name, you can deduct the amount you pay or incur as a business expense only if your payments are part of a series of payments that are:

1. Contingent on productivity, use, or disposition of the item;
2. Payable at least annually for the entire term of the transfer agreement; and
3. Substantially equal in amount (or payable under a fixed formula).

When determining the term of the transfer agreement, include all renewal options and any other period for which you and the transferor reasonably expect the agreement to be renewed.

A franchise includes an agreement that gives one of the parties to the agreement the right to distribute, sell, or provide goods, services, or facilities within a specified area.

Impairment-related expenses. If you are disabled, you can deduct expenses necessary for you to be able to work (impairment-related expenses) as a business expense, rather than as a medical expense.

You are disabled if you have either of the following.

- A physical or mental disability (for example, blindness or deafness) that functionally limits your being employed.
- A physical or mental impairment that substantially limits one or more of your major life activities.

The expense qualifies as a business expense if all the following apply.

- Your work clearly requires the expense for you to satisfactorily perform that work.
- The goods or services purchased are clearly not needed or used, other than incidentally, in your personal activities.
- Their treatment isn't specifically provided for under other tax law provisions.

Example. You are blind. You must use a reader to do your work, both at and away from your place of work. The reader's services are only for your work. You can deduct your expenses for the reader as a business expense.

Internet-related expenses. Generally, you can deduct Internet-related expenses including domain registration fees and webmaster consulting costs. If you are starting a business, you may have to amortize these expenses as startup costs. For more information about amortizing startup and organizational costs, see [chapter 8](#).

Interview expense allowances. Reimbursements you make to job candidates for transportation or other expenses related to interviews for possible employment aren't wages. You can deduct the reimbursements as a business expense. However, expenses for food and beverages are subject to the 50% limit discussed earlier under [Meals](#).

Legal and professional fees. Fees charged by accountants and attorneys that are ordinary and necessary expenses directly related to operating your business are deductible as business expenses. However, legal fees you pay to acquire business assets usually aren't deductible. These costs are added to the basis of the property.

Fees that include payments for work of a personal nature (such as drafting a will or damages arising from a personal injury) aren't allowed as a business deduction on Schedule C (Form 1040). If the invoice includes both business and personal charges, figure the business portion as follows: multiply the total amount of the bill by a fraction, the numerator of which is the amount attributable to business matters, and the denominator of which is the total amount paid. The result is the portion of the invoice attributable to business expenses. The portion attributable to personal matters is the difference between the total amount and the business portion (figured above).

Legal fees related to doing or keeping your job, such as those you paid to defend yourself against criminal charges arising out of your

trade or business, may be deductible on Schedule A (Form 1040) if you itemize deductions. For more information, see Pub. 529.

Certain payments made in sexual harassment or sexual abuse cases. For amounts paid or incurred after December 22, 2017, new section 162(q) provides that no deduction is allowed under section 162 for any settlement or payment related to sexual harassment or sexual abuse if it is subject to a nondisclosure agreement. In addition, attorney's fees related to such a settlement or payment aren't allowed as a deduction.

Tax preparation fees. The cost of hiring a tax professional, such as a certified public accountant (CPA), to prepare that part of your tax return relating to your business as a sole proprietor is deductible on Schedule C (Form 1040). You can deduct the expenses of preparing tax schedules relating to rental properties on Schedule E or farm income and expenses on Schedule F. Expenses for completing the remainder of the return are miscellaneous deductions and are no longer deductible.

You can also claim a business deduction for amounts paid or incurred in resolving asserted tax deficiencies for your business operated as a sole proprietor.

Licenses and regulatory fees. Licenses and regulatory fees for your trade or business paid annually to state or local governments are generally deductible. Some licenses and fees may have to be amortized. See [chapter 8](#) for more information.

Lobbying expenses. Generally, lobbying expenses aren't deductible. Lobbying expenses include amounts paid or incurred for any of the following activities.

- Influencing legislation.
- Participating in or intervening in any political campaign for, or against, any candidate for public office.
- Attempting to influence the general public, or segments of the public, about elections, legislative matters, or referendums.
- Communicating directly with covered executive branch officials (defined later) in any attempt to influence the official actions or positions of those officials.
- Researching, preparing, planning, or coordinating any of the preceding activities.

Your expenses for influencing legislation and communicating directly with a covered executive branch official include a portion of your labor costs and general and administrative costs of your business. For information on making this allocation, see section 1.162-28 of the regulations.

You can't claim a charitable or business expense deduction for amounts paid to an organization if both of the following apply.

- The organization conducts lobbying activities on matters of direct financial interest to your business.
- A principal purpose of your contribution is to avoid the rules discussed earlier that prohibit a business deduction for lobbying expenses.

If a tax-exempt organization, other than a section 501(c)(3) organization, provides you

with a notice on the part of dues that is allocable to nondeductible lobbying and political expenses, you can't deduct that part of the dues.

Covered executive branch official. For purposes of this discussion, a "covered executive branch official" is any of the following.

1. The President.
2. The Vice President.
3. Any officer or employee of the White House Office of the Executive Office of the President and the two most senior level officers of each of the other agencies in the Executive Office.
4. Any individual who:
 - a. Is serving in a position in Level I of the Executive Schedule under section 5312 of title 5, United States Code;
 - b. Has been designated by the President as having Cabinet-level status; or
 - c. Is an immediate deputy of an individual listed in item (a) or (b).

Exceptions to denial of deduction. The general denial of the deduction doesn't apply to the following.

- Any in-house expenses for influencing legislation and communicating directly with a covered executive branch official if those expenses for the tax year don't exceed \$2,000 (excluding overhead expenses).
- Expenses incurred by taxpayers engaged in the trade or business of lobbying (professional lobbyists) on behalf of another person (but does apply to payments by the other person to the lobbyist for lobbying activities).

Moving machinery. Generally, the cost of moving machinery from one city to another is a deductible expense. So is the cost of moving machinery from one plant to another, or from one part of your plant to another. You can deduct the cost of installing the machinery in the new location. However, you must capitalize the costs of installing or moving newly purchased machinery.

Outplacement services. The costs of outplacement services you provide to your employees to help them find new employment, such as career counseling, resume assistance, skills assessment, etc., are deductible.

The costs of outplacement services may cover more than one deduction category. For example, deduct as a utilities expense the cost of telephone calls made under this service and deduct as a rental expense the cost of renting machinery and equipment for this service.

For information on whether the value of outplacement services is includible in your employees' income, see Pub. 15-B.

Penalties and fines. Penalties paid for late performance or nonperformance of a contract are generally deductible. For instance, you own and operate a construction company. Under a contract, you are to finish construction of a building by a certain date. Due to construction delays, the building isn't completed and ready

for occupancy on the date stipulated in the contract. You are now required to pay an additional amount for each day that completion is delayed beyond the completion date stipulated in the contract. These additional costs are deductible business expenses.

On the other hand, generally, no deduction is allowed for penalties and fines paid to a government or specified nongovernmental entity for the violation of any law except the following.

- Amounts that constitute restitution.
- Amounts paid to come into compliance with the law.
- Amounts paid or incurred as the result of certain court orders in which no government or specified nongovernmental agency is a party.
- Amounts paid or incurred for taxes due.

On or after December 22, 2017, no deduction is allowed for the restitution amount or amount paid to come into compliance with the law unless the amounts are specifically identified in the settlement agreement or court order. Also, any amount paid or incurred as reimbursement to a government for the costs of any investigation or litigation aren't eligible for the exceptions and are nondeductible.

See section 162(f), as amended by P.L. 115-97, section 13306.

Examples of nondeductible penalties and fines include the following.

- Amounts paid because of a conviction for a crime or after a plea of guilty or no contest in a criminal proceeding.
- Amounts paid as a penalty imposed by federal, state, or local law in a civil action, including certain additions to tax and additional amounts and assessable penalties imposed by the Internal Revenue Code.
- Amounts paid in settlement of actual or possible liability for a fine or penalty, whether civil or criminal.
- Amounts forfeited as collateral posted for a proceeding that could result in a fine or penalty.
- Fines paid for violating city housing codes.
- Fines paid by truckers for violating state maximum highway weight laws.
- Fines paid for violating air quality laws.
- Civil penalties paid for violating federal laws regarding mining safety standards and discharges into navigable waters.

A fine or penalty doesn't include any of the following.

- Legal fees and related expenses to defend yourself in a prosecution or civil action for a violation of the law imposing the fine or civil penalty.
- Court costs or stenographic and printing charges.
- Compensatory damages paid to a government.

Political contributions. Contributions or gifts paid to political parties or candidates aren't deductible. In addition, expenses paid or incurred to take part in any political campaign of a candidate for public office aren't deductible.

Indirect political contributions. You can't deduct indirect political contributions and

costs of taking part in political activities as business expenses. Examples of nondeductible expenses include the following.

- Advertising in a convention program of a political party, or in any other publication if any of the proceeds from the publication are for, or intended for, the use of a political party or candidate.
- Admission to a dinner or program (including, but not limited to, galas, dances, film presentations, parties, and sporting events) if any of the proceeds from the function are for, or intended for, the use of a political party or candidate.
- Admission to an inaugural ball, gala, parade, concert, or similar event if identified with a political party or candidate.

Repairs. The cost of repairing or improving property used in your trade or business is either a deductible or capital expense. Routine maintenance that keeps your property in a normal efficient operating condition, but that doesn't materially increase the value or substantially prolong the useful life of the property, is deductible in the year that it is incurred. Otherwise, the cost must be capitalized and depreciated. See Form 4562 and its instructions for how to figure and claim the depreciation deduction.

The cost of repairs includes the costs of labor, supplies, and certain other items. The value of your own labor isn't deductible. Examples of repairs include:

- Reconditioning floors (but not replacement),
- Repainting the interior and exterior walls of a building,
- Cleaning and repairing roofs and gutters, and
- Fixing plumbing leaks (but not replacement of fixtures).

Repayments. If you had to repay an amount you included in your income in an earlier year, you may be able to deduct the amount repaid for the year in which you repaid it. Or, if the amount you repaid is more than \$3,000, you may be able to take a credit against your tax for the year in which you repaid it. In most cases, you can claim a deduction or credit only if the repayment qualifies as an expense or loss incurred in your trade or business or in a for-profit transaction.

Type of deduction. The type of deduction you are allowed in the year of repayment depends on the type of income you included in the earlier year. For instance, if you repay an amount you previously reported as a capital gain, deduct the repayment as a capital loss as explained in the Instructions for Schedule D (Form 1040). If you reported it as self-employment income, deduct it as a business expense on Schedule C (Form 1040), or a farm expense on Schedule F (Form 1040).

If you reported the amount as wages, unemployment compensation, or other nonbusiness ordinary income, you may be able to deduct it as an other itemized deduction if the amount repaid is over \$3,000.



Beginning in 2018, due to the suspension of miscellaneous itemized deductions subject to the 2% floor under section 67(a), you aren't able to deduct the repayment as an itemized deduction if it is \$3,000 or less.

Repayment—\$3,000 or less. If the amount you repaid was \$3,000 or less, deduct it from your income in the year you repaid it.

Repayment—Over \$3,000. If the amount you repaid was more than \$3,000, you can deduct the repayment as an other itemized deduction on Schedule A (Form 1040), line 16, if you included the income under a "claim of right." This means that at the time you included the income, it appeared that you had an unrestricted right to it. However, you can choose to take a credit for the year of repayment. Figure your tax under both methods and use the method that results in less tax.

Method 1. Figure your tax for 2022 claiming a deduction for the repaid amount.

Method 2. Figure your tax for 2022 claiming a credit for the repaid amount. Follow these steps.

1. Figure your tax for 2022 without deducting the repaid amount.
2. Refigure your tax from the earlier year without including in income the amount you repaid in 2022.
3. Subtract the tax in (2) from the tax shown on your return for the earlier year. This is the amount of your credit.
4. Subtract the answer in (3) from the tax for 2022 figured without the deduction (step 1).

If Method 1 results in less tax, deduct the amount repaid as discussed earlier under *Type of deduction*.

If Method 2 results in less tax, claim the credit on Schedule 3 (Form 1040), line 13z, and write "I.R.C. 1341" next to line 13z.

Example. For 2021, you filed a return and reported your income on the cash method. In 2022, you repaid \$5,000 included in your 2021 gross income under a claim of right. Your filing status in 2022 and 2021 is single. Your income and tax for both years are as follows:

	2021 <u>With Income</u>	2021 <u>Without</u> <u>Income</u>
Taxable Income	\$15,000	\$10,000
Tax	\$ 1,604	\$ 1,004
	2022 <u>Without</u> <u>Deduction</u>	2022 <u>With Deduction</u>
Taxable Income	\$49,950	\$44,950
Tax	\$6,606	\$5,506

Your tax under Method 1 is \$5,506. Your tax under Method 2 is \$6,006, figured as follows:

Tax previously determined for	
2021	\$ 1,604
Less: Tax as refigured	- 1,004
Decrease in 2021 tax	\$600
Regular tax liability for 2022	\$6,606
Less: Decrease in 2021 tax	- 600
Refigured tax for 2022	\$6,006

Because you pay less tax under Method 1, you should take a deduction for the repayment in 2022.

Repayment does not apply. This discussion doesn't apply to the following.

- Deductions for bad debts.
- Deductions from sales to customers, such as returns and allowances, and similar items.
- Deductions for legal and other expenses of contesting the repayment.

Year of deduction (or credit). If you use the cash method of accounting, you can take the deduction (or credit, if applicable) for the tax year in which you actually make the repayment. If you use any other accounting method, you can deduct the repayment or claim a credit for it only for the tax year in which it is a proper deduction under your accounting method. For example, if you use the accrual method, you are entitled to the deduction or credit in the tax year in which the obligation for the repayment accrues.

Supplies and materials. Unless you have deducted the cost in any earlier year, you can generally deduct the cost of materials and supplies actually consumed and used during the tax year.

If you keep incidental materials and supplies on hand, you can deduct the cost of the incidental materials and supplies you bought during the tax year if all the following requirements are met.

- You don't keep a record of when they are used.
- You don't take an inventory of the amount on hand at the beginning and end of the tax year.
- This method doesn't distort your income.

You can also deduct the cost of books, professional instruments, equipment, etc., if you normally use them within a year. However, if the usefulness of these items extends substantially beyond the year they are placed in service, you must generally recover their costs through depreciation. For more information regarding depreciation, see Pub. 946.

Utilities. Business expenses for heat, lights, power, telephone service, and water and sewerage are deductible. However, any part due to personal use isn't deductible.

Telephone. You can't deduct the cost of basic local telephone service (including any taxes) for the first telephone line you have in your home, even if you have an office in your home. However, charges for business long-distance phone calls on that line, as well as the cost of a second line into your home used exclusively for business, are deductible business expenses.

12.

How To Get Tax Help

If you have questions about a tax issue; need help preparing your tax return; or want to download free publications, forms, or instructions, go to [IRS.gov](https://www.irs.gov) to find resources that can help you right away.

TTY/TDD and Federal Relay Service. People who are deaf, hard of hearing, or have a speech disability and who have access to TTY/TDD equipment can call toll free 800-829-4059 to ask tax questions or to order forms and publications. Deaf or hard of hearing customers may call any of our toll-free numbers using their choice of relay service.

Coronavirus. Go to [IRS.gov/Coronavirus](https://www.irs.gov/Coronavirus) for links to information on the impact of the coronavirus, as well as tax relief available for individuals and families, small and large businesses, and tax-exempt organizations.

Preparing and filing your tax return. After receiving all your wage and earning statements (Forms W-2, W-2G, 1099-R, 1099-MISC, 1099-NEC, etc.); unemployment compensation statements (by mail or in a digital format) or other government payment statements (Form 1099-G); and interest, dividend, and retirement statements from banks and investment firms (Forms 1099), you have several options to choose from to prepare and file your tax return. You can prepare the tax return yourself, see if you qualify for free tax preparation, or hire a tax professional to prepare your return.

Free options for tax preparation. Go to [IRS.gov](https://www.irs.gov) to see your options for preparing and filing your return online or in your local community, if you qualify, which include the following.

- **Free File.** This program lets you prepare and file your federal individual income tax return for free using brand-name tax-preparation-and-filing software or Free File fillable forms. However, state tax preparation may not be available through Free File. Go to [IRS.gov/FreeFile](https://www.irs.gov/FreeFile) to see if you qualify for free online federal tax preparation, e-filing, and direct deposit or payment options.
- **VITA.** The Volunteer Income Tax Assistance (VITA) program offers free tax help to people with low-to-moderate incomes, persons with disabilities, and limited-English-speaking taxpayers who need help preparing their own tax returns. Go to [IRS.gov/VITA](https://www.irs.gov/VITA), download the free IRS2Go app, or call 800-906-9887 for information on free tax return preparation.
- **TCE.** The Tax Counseling for the Elderly (TCE) program offers free tax help for all taxpayers, particularly those who are 60 years of age and older. TCE volunteers specialize in answering questions about pensions and retirement-related issues

unique to seniors. Go to [IRS.gov/TCE](https://www.irs.gov/TCE), download the free IRS2Go app, or call 888-227-7669 for information on free tax return preparation.

- **MilTax.** Members of the U.S. Armed Forces and qualified veterans may use MilTax, a free tax service offered by the Department of Defense through Military OneSource. For more information, go to [MilitaryOneSource](https://www.MilitaryOneSource.com) ([MilitaryOneSource.mil/MilTax](https://www.MilitaryOneSource.com)).

Also, the IRS offers Free Fillable Forms, which can be completed online and then filed electronically regardless of income.

Employers can register to use Business Services Online. The Social Security Administration (SSA) offers online service at [SSA.gov/Employer](https://www.SSA.gov/Employer) for fast, free, and secure online W-2 filing options to certified public accountants (CPAs), accountants, enrolled agents, and individuals who process Forms W-2, Wage and Tax Statement, and Forms W-2c, Corrected Wage and Tax Statement.

Tax reform. Tax reform legislation affects individuals, businesses, and tax-exempt and government entities. Go to [IRS.gov/TaxReform](https://www.irs.gov/TaxReform) for information and updates on how this legislation affects your taxes.

A-Z index for business. *Find it fast!* Know what you're looking for and want to find it fast? Select business topics using our A-Z listing, or by business type such as sole proprietor, corporation, etc. We also provide links to major business subjects, such as Business Expenses, which provide a gateway to all related information on those subjects.

- **Small Business Forms and Publications.** You can download forms and publications for small businesses and self-employed individuals.
- **Employer ID Numbers (EINs).** Find out about EINs or apply for one online.
- **e-File Form 940, 941, 944, or 945 for Small Businesses.** Learn your options for e-filing Form 940, 941, 944, or 945 for small businesses.
- **Employment Taxes.** Federal income tax, social security and Medicare taxes, FUTA tax, self-employment tax, and more.
- **Independent Contractor (Self-Employed) or Employee.** It is critical that you, the employer, correctly determine whether the individuals providing services are employees or independent contractors.
- **Self-Employed Individuals Tax Center.** The basics on self-employment, filing requirements, and reporting responsibilities for independent contractors.
- **Information Return Filing Requirements.** If you made or received a payment as a small business or self-employed individual, you are most likely required to file an information return with the IRS.
- **IRS Video Portal!** Videos, webinars, and audio presentations for small businesses, individuals, and tax pros.
- **Small Business Events.** Workshops and webinars on a variety of topics for small businesses.
- **Online Tools & Educational Products.** Choose from a variety of products,

including the Tax Calendar desktop tool, to help you learn about business taxes on your own time, and at your own pace.

- [Subscribe to e-News](#). A free electronic mail service keeping you up to date on tax topics.

Requirements for filing. If you made or received a payment during the calendar year as a small business or self-employed individual, you are most likely required to file an information return with the IRS. For more information, see [Am I Required To File a Form 1099 or Other Information Return?](#) on IRS.gov.



Getting answers to your tax questions. On [IRS.gov](#), you can get up-to-date information on current events and changes in tax law.

- [IRS.gov/Help](#): A variety of tools to help you get answers to some of the most common tax questions.
- [IRS.gov/ITA](#): The Interactive Tax Assistant, a tool that will ask you questions and, based on you input, provide answers on a number of tax law topics.
- [IRS.gov/Forms](#): Find forms, instructions, and publications. You will find details on the most recent tax changes and interactive links to help you find answers to your questions.
- You may also be able to access tax law information in your electronic filing software.

IRS social media. Go to [IRS.gov/SocialMedia](#) to see the various social media tools the IRS uses to share the latest information on tax changes, scam alerts, initiatives, products, and services. At the IRS, privacy and security are our highest priority. We use these tools to share public information with you. **Don't** post your social security number (SSN) or other confidential information on social media sites. Always protect your identity when using any social networking site.

The following IRS YouTube channels provide short, informative videos on various tax-related topics in English, Spanish, and ASL.

- [Youtube.com/irsvideos](#).
- [Youtube.com/irsvideomultilingua](#).
- [Youtube.com/irsvideosASL](#).

Watching IRS videos. The IRS Video portal ([IRSVideos.gov](#)) contains video and audio presentations for individuals, small businesses, and tax professionals.

Online tax information in other languages. You can find information on [IRS.gov/MyLanguage](#) if English isn't your native language.

Free Over-the-Phone Interpreter (OPI) Service. The IRS is committed to serving our multilingual customers by offering OPI services. The OPI Service is a federally funded program and is available at Taxpayer Assistance Centers (TACs), other IRS offices, and every VITA/TCE return site. The OPI Service is accessible in more than 350 languages.

Accessibility Helpline available for taxpayers with disabilities. Taxpayers who need in-

formation about accessibility services can call 833-690-0598. The Accessibility Helpline can answer questions related to current and future accessibility products and services available in alternative media formats (for example, braille, large print, audio, etc.). The Accessibility Helpline does not have access to your IRS account. For help with tax law, refunds, or account-related issues, go to [IRS.gov/LetUsHelp](#).

Note. Form 9000, Alternative Media Preference, or Form 9000(SP) allows you to elect to receive certain types of written correspondence in the following formats.

- Standard Print.
- Large Print.
- Braille.
- Audio (MP3).
- Plain Text File (TXT).
- Braille Ready File (BRF).

Disasters. Go to [Disaster Assistance and Emergency Relief for Individuals and Businesses](#) to review the available disaster tax relief.

Getting tax forms and publications. Go to [IRS.gov/Forms](#) to view, download, or print all of the forms, instructions, and publications you may need. Or, you can go to [IRS.gov/OrderForms](#) to place an order and have them mailed to you within 10 business days.

Getting tax publications and instructions in eBook format. You can also download and view popular tax publications and instructions (including the Instructions for Form 1040) on mobile devices as eBooks at [IRS.gov/eBooks](#).

Note. IRS eBooks have been tested using Apple's iBooks for iPad. Our eBooks haven't been tested on other dedicated eBook readers, and eBook functionality may not operate as intended.

Access your online account (individual taxpayers only). Go to [IRS.gov/Account](#) to securely access information about your federal tax account.

- View the amount you owe and a breakdown by tax year.
- See payment plan details or apply for a new payment plan.
- Make a payment or view 5 years of payment history and any pending or scheduled payments.
- Access your tax records, including key data from your most recent tax return and transcripts.
- View digital copies of select notices from the IRS.
- Approve or reject authorization requests from tax professionals.
- View your address on file or manage your communication preferences.

Tax Pro Account. This tool lets your tax professional submit an authorization request to access your individual taxpayer [IRS online account](#). For more information, go to [IRS.gov/TaxProAccount](#).

Using direct deposit. The fastest way to receive a tax refund is to file electronically and

choose direct deposit, which securely and electronically transfers your refund directly into your financial account. Direct deposit also avoids the possibility that your check could be lost, stolen, or returned undeliverable to the IRS. Eight in 10 taxpayers use direct deposit to receive their refunds. If you don't have a bank account, go to [IRS.gov/DirectDeposit](#) for more information on where to find a bank or credit union that can open an account online.

Need someone to prepare your tax return?

There are various types of tax return preparers, including enrolled agents, CPAs, attorneys, and many others who don't have professional credentials. If you choose to have someone prepare your tax return, choose that preparer wisely. A paid tax preparer is:

- Primarily responsible for the overall substantive accuracy of your return,
- Required to sign the return, and
- Required to include their preparer tax identification number (PTIN).

Although the tax preparer always signs the return, you're ultimately responsible for providing all the information required for the preparer to accurately prepare your return. Anyone paid to prepare tax returns for others should have a thorough understanding of tax matters. For more information on how to choose a tax preparer, go to [Tips for Choosing a Tax Preparer](#) on IRS.gov.

For your convenience, the IRS provides an online database for all Authorized IRS *e-file* Providers that choose to be included in the database. You can locate the closest Authorized IRS *e-file* Providers in your area where you can electronically file your tax return. For more information on finding a tax return preparer who provides IRS *e-file*, see [Authorized IRS e-file Providers for Individuals](#) on IRS.gov, or go to [IRS.gov/uac/Authorized-IRS-e-file-Providers-for-Individuals](#). The inclusion in this database does not constitute any endorsement by the IRS of the *e-file* Providers listed in this database or any of the products or services that they provide. You should always be sure to conduct your own due diligence when selecting an *e-file* Provider. In addition to the Authorized IRS *e-file* Provider locator tool above, you can also find professional help through the [IRS Tax Professional Partner](#) page at [IRS.gov/Tax-Professionals/IRSTaxProAssociationPartners](#).

Choose a tax return preparer you will be able to contact in case the IRS examines your return and has questions regarding how your return was prepared. You can designate your paid tax return preparer or another third party to speak to the IRS concerning the preparation of your return, payment/refund issues, and mathematical errors. The third party authorization checkbox on Form 1040 or 1040-SR gives the designated party the authority to receive and inspect returns and return information for 1 year from the original due date of your return (without regard to extensions). You can extend the authority to receive and inspect returns and return information to a third party using [Form 8821, Tax Information Authorization](#).

The following points will assist you when selecting a tax return preparer.

- **Check the preparer's qualifications.** All paid tax return preparers are required to have a PTIN.
- **Check the preparer's history.** You can check with the Better Business Bureau to find out if a preparer has a questionable history. Check for disciplinary actions and the license status for credentialed preparers. For CPAs, check with the State Board of Accountancy. For attorneys, check with the State Bar Association. For Enrolled Agents (EAs), go to [IRS.gov/Tax-Professionals/Verify-the-Status-of-an-Enrolled-Agent](https://www.irs.gov/Tax-Professionals/Verify-the-Status-of-an-Enrolled-Agent) and follow the instructions for requesting EA status verification.
- **Ask about service fees.** Avoid preparers who base their fee on a percentage of your refund or those who say they can get larger refunds than others can. Always make sure any refund due is sent directly to you or deposited into your bank account. You should **not** have your refund deposited into a preparer's bank account.
- **Ask to e-file your return.** Make sure your preparer offers IRS e-file. Any paid preparer who prepares and files more than 10 returns must generally e-file their clients' returns. The IRS has safely processed more than 1.3 billion e-filed tax returns.
- **Make sure the preparer is available.** You need to ensure that you can contact the tax preparer after you file your return. That's true even after the April 17, 2023, due date for individual returns. The due date for partnerships and S corporations using a calendar year is March 15, 2023. You may need to contact the preparer if questions come up about your tax return at a later time.
- **Provide tax records.** A good preparer will ask to see your records and receipts. They ask you questions to report your total income and the tax benefits you're entitled to claim. These may include tax deductions, tax credits, and other items. Do not use a preparer who is willing to e-file your return using your last pay stub instead of your [Form W-2](https://www.irs.gov/pub/irs-w2). This is against IRS e-file rules.
- **Never sign a blank tax return.** Do not use a tax preparer who asks you to sign a blank tax form.
- **Review your return before signing.** Before you sign your tax return, review it thoroughly. Ask questions if something is not clear to you. Make sure you're comfortable with the information on the return before you sign it.
- **Preparer must sign returns and include their PTIN.** A paid preparer must sign returns and include his or her PTIN as required by law. The preparer must also give you a copy of the return.
- **Report abusive tax preparers to the IRS.** You can report abusive tax preparers and suspected tax fraud to the IRS. Use [Form 14157, Complaint: Tax Return Preparer](https://www.irs.gov/Forms-Pubs/About-Form-14157-Complaint-Tax-Return-Preparer). If you suspect a return preparer filed or changed the return without your consent, you should also file [Form 14157-A, Return Preparer Fraud or Misconduct Affidavit](https://www.irs.gov/Forms-Pubs/About-Form-14157-A-Return-Preparer-Fraud-or-Misconduct-Affidavit). You can download and print these forms from IRS.gov. If you need a

paper form mailed to you, go to [IRS.gov/OrderForms](https://www.irs.gov/OrderForms) to order online. For more information, go to [How Do You Report Suspected Tax Fraud Activity?](https://www.irs.gov/How-Do-You-Report-Suspected-Tax-Fraud-Activity) on IRS.gov.

Using online tools to help prepare your return. Go to [IRS.gov/Tools](https://www.irs.gov/Tools) for the following.

- The [Earned Income Tax Credit Assistant \(IRS.gov/EITCAssistant\)](https://www.irs.gov/EITCAssistant) determines if you're eligible for the earned income credit (EIC).
- The [Online EIN Application \(IRS.gov/EIN\)](https://www.irs.gov/EIN) helps you get an employer identification number (EIN) at no cost.
- The [Tax Withholding Estimator \(IRS.gov/W4app\)](https://www.irs.gov/W4app) makes it easier for you to estimate the federal income tax you want your employer to withhold from your paycheck. This is tax withholding. See how your withholding affects your refund, take-home pay, or tax due.
- The [First-Time Homebuyer Credit Account Look-up \(IRS.gov/HomeBuyer\)](https://www.irs.gov/HomeBuyer) tool provides information on your repayments and account balance.
- The [Sales Tax Deduction Calculator \(IRS.gov/SalesTax\)](https://www.irs.gov/SalesTax) figures the amount you can claim if you itemize deductions on Schedule A (Form 1040).
- Go to [IRS.gov/Pub17](https://www.irs.gov/Pub17) to get Pub. 17, Your Federal Income Tax for Individuals, which features details on tax-saving opportunities, 2022 tax changes, and thousands of interactive links to help you find answers to your questions. View it online in HTML or as a PDF or, better yet, download it to your mobile device to enjoy eBook features.
- You may also be able to access tax law information in your electronic filing software.
- Go to IRS.gov and click on the Help & Resources tab for more information.

Getting a transcript or copy of a return. Tax transcripts are summaries of tax returns. IRS transcripts are best and most often used to validate past income and tax filing status for mortgage, student, and small business loan applications, and to help with tax preparation. Taxpayers can also use transcripts to obtain their prior-year adjusted gross income (AGI), which they need in order to e-file their tax returns. You can get a transcript by mail to view your tax account transactions or line-by-line tax return information for a specific tax year. The method you used to file your return and whether you have a refund or balance due affects your current tax year transcript availability. Generally, these transcript types are available for the current tax year and 3 prior years. The quickest way to get a copy of your tax transcript is to go to [IRS.gov/Transcripts](https://www.irs.gov/Transcripts). Click on either "Get Transcript Online" or "Get Transcript by Mail" to order a free copy of your transcript. If you need an account transcript for an older tax year, a wage and income transcript, or a verification of nonfiling letter, you'll need to complete Form 4506-T, Request for Transcript of Tax Return, available at [IRS.gov/Forms-Pubs/About-Form-4506-T](https://www.irs.gov/Forms-Pubs/About-Form-4506-T), and send it to us as instructed on the form. If you made estimated tax payments and/or applied your overpayment from a prior-year tax return to your current-year tax return, you can request a tax account transcript to confirm these payments or credits a few weeks

after the beginning of the calendar year prior to filing your current-year return. For the list of the various types of transcripts available for you to order, see [Transcript Types and Ways to Order Them](https://www.irs.gov/Individuals/Tax-Return-Transcript-Types-and-Ways-to-Order-Them) at [IRS.gov/Individuals/Tax-Return-Transcript-Types-and-Ways-to-Order-Them](https://www.irs.gov/Individuals/Tax-Return-Transcript-Types-and-Ways-to-Order-Them). To order your transcript, you can choose from one of the following convenient options.

- Request a return or account transcript using [Get Transcript](https://www.irs.gov/Individuals/Get-Transcript) at [IRS.gov/Individuals/Get-Transcript](https://www.irs.gov/Individuals/Get-Transcript).
- Download the free IRS2Go app to your mobile device and use it to order transcripts of your tax returns or tax account.
- Call the automated transcript toll-free line at 800-908-9946 to receive your transcript by mail.
- Go to [Get Transcript](https://www.irs.gov/Individuals/Get-Transcript) at [IRS.gov/Individuals/Get-Transcript](https://www.irs.gov/Individuals/Get-Transcript), and click on "Get Transcript by Mail." You will need your SSN or your individual taxpayer identification number (ITIN), date of birth, and address from your latest tax return. Transcripts arrive in 5 to 10 calendar days at the address we have on file for you.
- Mail [Form 4506-T, Request for Transcript of Tax Return](https://www.irs.gov/Forms-Pubs/About-Form-4506-T), or [Form 4506T-EZ, Short Form Request for Individual Tax Return Transcript](https://www.irs.gov/Forms-Pubs/About-Form-4506T-EZ) (both available on IRS.gov).

The IRS never sends email requesting that you obtain or access your transcripts. Report all unsolicited email claiming to be from the IRS or an IRS-related function to phishing@irs.gov.

A transcript isn't a photocopy of your return. If you need a photocopy of your original return, complete and mail [Form 4506, Request for Copy of Tax Return](https://www.irs.gov/Forms-Pubs/About-Form-4506), available at [IRS.gov/Pub/irs-pdf/F4506.pdf](https://www.irs.gov/Pub/irs-pdf/F4506.pdf), along with the applicable fee.

Reporting and resolving your tax-related identity theft issues.

- Tax-related identity theft happens when someone steals your personal information to commit tax fraud. Your taxes can be affected if your SSN is used to file a fraudulent return or to claim a refund or credit.
- The IRS doesn't initiate contact with taxpayers by email, text messages (including shortened links), telephone calls, or social media channels to request or verify personal or financial information. This includes requests for personal identification numbers (PINs), passwords, or similar information for credit cards, banks, or other financial accounts.
- Go to [IRS.gov/IdentityTheft](https://www.irs.gov/IdentityTheft), the IRS Identity Theft Central webpage, for information on identity theft and data security protection for taxpayers, tax professionals, and businesses. If your SSN has been lost or stolen or you suspect you're a victim of tax-related identity theft, you can learn what steps you should take.
- Get an Identity Protection PIN (IP PIN). IP PINs are six-digit numbers assigned to taxpayers to help prevent the misuse of their SSNs on fraudulent federal income tax returns. When you have an IP PIN, it prevents someone else from filing a tax return with your SSN. To learn more, go to [IRS.gov/IPPIN](https://www.irs.gov/IPPIN).
- The IRS stops and flags suspicious or duplicate federal tax returns that falsely

represent your identity, such as your name or SSN. If the IRS suspects tax ID theft, the agency will send a [5071C](#) letter to your home address. If you receive this letter, verify your identity at [IDVerify.IRS.gov](#) or call the toll-free number listed in the letter. If you did not receive an IRS notice but believe you've been the victim of ID theft, contact the IRS Identity Protection Specialized Unit at 800-908-4490 right away so we can take steps to secure your tax account and match your SSN or ITIN.

- Also, fill out and submit the IRS [Form 14039, Identity Theft Affidavit](#). Please write legibly and follow the directions on the back of the form that relate to your specific circumstances.
- If you are a victim of state tax ID theft, contact your state's taxation department or comptroller's office about the next steps you need to take.
- You should protect the information that you keep, and properly dispose of what you no longer need. And, of course, you should create a plan to respond to security incidents. As part of its long-standing efforts to promote good data security practices, the Federal Trade Commission (FTC) has undertaken extensive efforts to educate businesses and has brought more than 50 law enforcement actions related to data security issues. For more information, see Protecting Personal Information: A Guide for Business, available at [FTC.gov/Tips-advice/business-center/guidance/protecting-personal-information-guide-business](#), for practical tips on creating and implementing a plan for safeguarding personal information used in your business. Most recently, the FTC released Start with Security: A Guide for Business, available at [FTC.gov/Tips-advice/business-center/guidance/start-security-guide-business?utm_source=govdelivery](#), which draws on the lessons learned from the FTC's enforcement actions.

The IRS, the states, and the tax industry joined together to enact new safeguards and take additional actions to combat tax-related identity theft. Many of these safeguards will be invisible to you, but invaluable to our fight against these criminal syndicates. If you prepare your own return with tax software, you will see new log-on standards. Some states also have taken additional steps. See your [state revenue agency's web site](#) for additional details.

The FTC works for consumers to prevent fraudulent, deceptive, and unfair business practices and to provide information to help spot, stop, and avoid them. To file a complaint, for example, to report someone falsely claiming to be from the government, a business, or a family member, visit the FTC's online [Report Fraud Assistant](#) or call 877-FTC-HELP (877-382-4357). The FTC enters complaints into Consumer Sentinel, a secure, online database available to more than 2,000 civil and criminal law enforcement agencies in the United States and abroad. Complaints from consumers help the FTC detect patterns of fraud and

abuse. The FTC's website provides free information on a variety of consumer topics, in English and in Spanish.

Consumer complaints regarding international scams can be reported online through [Econsumer.gov](#). These are also entered into Consumer Sentinel, the complaint database maintained by the FTC, and are made available to enforcers and regulators in countries with participating agencies. Those agencies may use the complaints to investigate cross-border issues, uncover new scams, pursue regulatory or enforcement actions, and spot consumer trends.

Ways to check on the status of your refund.

- Go to [IRS.gov/Refunds](#).
- Download the official IRS2Go app to your mobile device to check your refund status.
- Call the automated refund hotline at 800-829-1954.

Note. The IRS can't issue refunds before mid-February for returns that claimed the EIC or the additional child tax credit (ACTC). This applies to the entire refund, not just the portion associated with these credits.

Making a tax payment. Go to [IRS.gov/Payments](#) for information on how to make a payment using any of the following options.

- **IRS Direct Pay:** Pay your individual tax bill or estimated tax payment directly from your checking or savings account at no cost to you.
- **Debit or Credit Card:** Choose an approved payment processor to pay online or by phone.
- **Electronic Funds Withdrawal:** Schedule a payment when filing your federal taxes using tax return preparation software or through a tax professional.
- **Electronic Federal Tax Payment System:** Best option for businesses. Enrollment is required.
- **Check or Money Order:** Mail your payment to the address listed on the notice or instructions.
- **Cash:** You may be able to pay your taxes with cash at a participating retail store.
- **Same-Day Wire:** You may be able to do same-day wire from your financial institution. Contact your financial institution for availability, cost, and time frames.

Note. The IRS uses the latest encryption technology to ensure that the electronic payments you make online, by phone, or from a mobile device using the IRS2Go app are safe and secure. Paying electronically is quick, easy, and faster than mailing in a check or money order.

What if I can't pay now? Go to [IRS.gov/Payments](#) for more information about your options.

- Apply for an [online payment agreement \(IRS.gov/OPA\)](#) to meet your tax obligation in monthly installments if you can't pay your taxes in full today. Once you complete the online process, you will receive immediate notification of whether your agreement has been approved.

- Use the [Offer in Compromise Pre-Qualifier](#) to see if you can settle your tax debt for less than the full amount you owe. For more information on the Offer in Compromise program, go to [IRS.gov/OIC](#). If you are a sole proprietor or independent contractor, apply for a payment agreement as an individual.

Filing an amended return. Go to [IRS.gov/Form1040X](#) for information and updates.

Checking the status of an amended return. Go to [IRS.gov/WMAR](#) to track the status of Form 1040-X amended returns.

Note. It can take up to 3 weeks from the date you filed your amended return for it to show up in our system, and processing it can take up to 16 weeks.

Filing past due tax returns. File all tax returns that are due, regardless of whether or not you can pay in full. File your past due return the same way and to the same location where you would file an on-time return. If you have received a notice, make sure to send your past due return to the location indicated on the notice you received. If you have a past due return, filing your past due return now can help you do the following.

- **Avoid interest and penalties.** File your past due return and pay now to limit interest charges and late payment penalties.
- **Claim a refund.** You risk losing your refund if you don't file your return. If you are due a refund for withholding or estimated taxes, you must file your return to claim it within 3 years of the return due date. The same rule applies to a right to claim tax credits such as the EIC. We hold income tax refunds in cases where our records show that one or more income tax returns are past due. We hold them until we get the past due return or receive an acceptable reason for not filing a past due return.
- **Protect social security benefits.** If you are self-employed and do not file your federal income tax return, any self-employment income you earned will not be reported to the SSA and you will not receive credits toward social security retirement or disability benefits.
- **Avoid issues obtaining loans.** Loan approvals may be delayed if you don't file your return. Copies of filed tax returns must be submitted to financial institutions, mortgage lenders/brokers, etc., whenever you want to buy or refinance a home, get a loan for a business, or apply for federal aid for higher education.

For more information, go to [Filing Past Due Tax Returns](#) on IRS.gov.

Substitute return. If you fail to file voluntarily, we may file a substitute return for you, based on income reported to the IRS. This return might not give you credit for deductions and exemptions you may be entitled to receive. We will send you a [Notice of Deficiency CP3219N](#) (90-day letter) proposing a tax assessment. You will have 90 days to file your past due tax return or file a petition in Tax Court. If you do neither, we will proceed with our proposed

assessment. If you have received a Notice of Deficiency CP3219N, you can't request an extension to file. Call us if you think you don't have to file.

If any of the income listed is incorrect, you may do the following.

- Contact us toll free at 866-681-4271 to let us know.
- Contact the payer (source) of the income to request a corrected Form W-2 or 1099.
- Attach the corrected forms when you send us your completed tax returns.

If the IRS files a substitute return, it is still in your best interest to file your own tax return to take advantage of any exemptions, credits, and deductions you are entitled to receive. The IRS will generally adjust your account to reflect the correct figures. If you filed a past due return and have received a notice, you should send us a copy of the past due return to the address contained in the notice. It takes approximately 6 weeks for us to process an accurately completed past due tax return.

Understanding an IRS notice or letter. Go to [IRS.gov/Notices](https://www.irs.gov/Notices) to find additional information about responding to an IRS notice or letter. We will send you a notice or letter if any of the following apply.

- You have a balance due.
- You are due a larger or smaller refund.
- We have a question about your tax return.
- We need to verify your identity.
- We need additional information.
- We changed your return.
- We are notifying you of delays in processing your return.

When you receive correspondence from us, read the entire notice or letter carefully. Typically, we only need a response if you don't agree with the information, we need additional information, or you have a balance due. If we changed your tax return, compare the information we provided in the notice or letter with the information in your original return. If we receive a return that we suspect is ID theft, we will ask you to verify your identity using the web address provided in the letter.

If we ask for a response within a specific time frame, you must respond on time to minimize additional interest and penalty charges or to preserve your appeal rights if you don't agree. Pay as much as you can, even if you can't pay the full amount you owe. You can pay online or apply for an OPA or OIC. See [What if I can't pay now](#), earlier, or visit our [Payments](#) page, [IRS.gov/Payments](https://www.irs.gov/Payments), for more information.

We provide our contact phone number on the top right-hand corner of our correspondence. Be sure you have your tax return and any related documentation available when you call. You can also write to us at the address in the correspondence to explain why you disagree. If you write, allow at least 30 days for our response. Keep a copy of all correspondence with your tax records.

Note. You can use Schedule LEP (Form 1040), Request for Change in Language Preference, to state a preference to receive notices, letters, or other written communications from the IRS in an alternative language. The IRS's commitment to LEP taxpayers is part of a

multi-year timeline that is scheduled to begin providing translations in 2023. You will continue to receive communications, including notices and letters, in English until they are translated to your preferred language.

Collection and enforcement actions. The return we prepare for you (our proposed assessment) will lead to a tax bill, which, if unpaid, will trigger the collection process. This can include such actions as a levy on your wages or bank account or the filing of a notice of federal tax lien. If you repeatedly do not file, you could be subject to additional enforcement measures, such as additional penalties and/or criminal prosecution.

Contacting your local IRS office. Keep in mind, many questions can be answered on [IRS.gov](https://www.irs.gov) without visiting an IRS TAC. Go to [IRS.gov/LetUsHelp](https://www.irs.gov/LetUsHelp) for the topics people ask about most. If you still need help, IRS TACs provide tax help when a tax issue can't be handled online or by phone. All TACs now provide service by appointment, so you'll know in advance that you can get the service you need without long wait times. Before you visit, go to [IRS.gov/TACLocator](https://www.irs.gov/TACLocator) to find the nearest TAC and to check hours, available services, and appointment options. Or, on the IRS2Go app, under the Stay Connected tab, choose the Contact Us option and click on "Local Offices."

Recognizing and reporting tax scams. The [Dirty Dozen](#) is compiled annually by the IRS and lists a variety of common scams taxpayers may encounter any time during the year. Many of these con games peak during filing season as people prepare their tax returns or hire someone to do so. Aggressive and threatening phone calls by criminals impersonating IRS agents remain near the top of the annual Dirty Dozen list of tax scams for the filing season.

Scammers are able to alter caller identification (caller ID) numbers to make it look like the IRS is calling. They use fake names and bogus IRS identification or badge numbers. They often leave "urgent" callback requests. They prey on the most vulnerable people, such as the elderly, newly arrived immigrants, and those whose first language is not English. Scammers have been known to impersonate agents of [IRS Criminal Investigation](#) as well.

Be cautious when receiving suspicious calls at home or at work from sources claiming to be from the IRS, other agencies, or outside sources asking for money or credit card information, or threatening to have you arrested for not paying. These callers may demand money or may say you have a refund due and try to trick you into sharing private information. These con artists can sound convincing when they call. They may know a lot about you.

Here are five things the scammers often do but the IRS will **not** do. Any one of these five things is a tell-tale sign of a scam.

The IRS will never do any of the following.

- Call to demand immediate payment, nor will the agency call about taxes owed without first having mailed you a bill.
- Demand that you pay taxes without giving you the opportunity to question or appeal the amount they say you owe.

- Require you to use a specific payment method for your taxes, such as a prepaid debit card.
- Ask for credit or debit card numbers over the phone.
- Threaten to bring in local police or other law-enforcement groups to have you arrested for not paying.

If you get a phone call from someone claiming to be from the IRS and asking for money, do not disclose your personal information. You should make notes of all information regarding the call and/or the caller, for example, any caller ID information, then hang up immediately and do the following.

- If you know you owe taxes or think you might owe, call the IRS toll free at 800-829-1040. The IRS assistors can help you with a payment issue.
- If you know you don't owe taxes or have no reason to believe that you do, report the incident to the Treasury Inspector General for Tax Administration (TIGTA) toll free at 800-366-4484 or at [TIGTA.gov](https://www.tigta.gov).
- If you've been targeted by this scam, also contact the FTC and use their [Report Fraud Assistant](#) at [FTC.gov](https://www.ftc.gov). Please add "IRS Telephone Scam" to the comments of your complaint.

Remember, too, the IRS does **not** use email, text messages, or any social media to discuss your personal tax issue involving bills or refunds. If you get a phone call from someone claiming to be from the IRS regarding a refund owed to you and asking you for your SSN and bank account information, do **not** give them this information. You should make notes of all information regarding the call and/or the caller, for example, any caller ID information, and report this scam. For more information on reporting tax scams, go to [IRS.gov](https://www.irs.gov) and type "scam" in the search box. You can verify any potential refunds owed to you by contacting the IRS directly.

The Taxpayer Advocate Service (TAS) Is Here To Help You

What Is TAS?

TAS is an **independent** organization within the IRS that helps taxpayers and protects taxpayer rights. Their job is to ensure that every taxpayer is treated fairly and that you know and understand your rights under the [Taxpayer Bill of Rights](#).

How Can You Learn About Your Taxpayer Rights?

The Taxpayer Bill of Rights describes 10 basic rights that all taxpayers have when dealing with the IRS. Go to [TaxpayerAdvocate.IRS.gov](https://www.taxpayeradvocate.irs.gov) to help you understand what these rights mean to you and how they apply. These are **your** rights. Know them. Use them.

You can find a list of your rights and the IRS's obligations to protect them in [Pub. 1, Your Rights as a Taxpayer](#). It includes the following.

1. **The Right To Be Informed.** Taxpayers have the right to know what they need to do to comply with the tax laws. They are entitled to clear explanations of the laws and IRS procedures in all tax forms, instructions, publications, notices, and correspondence. They have the right to be informed of IRS decisions about their tax accounts and to receive clear explanations of the outcomes.
2. **The Right to Quality Service.** Taxpayers have the right to receive prompt, courteous, and professional assistance in their dealings with the IRS, to be spoken to in a way they can easily understand, to receive clear and easily understandable communications from the IRS, and to speak to a supervisor about inadequate service.
3. **The Right To Pay No More Than the Correct Amount of Tax.** Taxpayers have the right to pay only the amount of tax legally due, including interest and penalties, and to have the IRS apply all tax payments properly.
4. **The Right To Challenge the IRS's Position and Be Heard.** Taxpayers have the right to raise objections and provide additional documentation in response to formal IRS actions or proposed actions, to expect that the IRS will consider their timely objections and documentation promptly and fairly, and to receive a response if the IRS does not agree with their position.
5. **The Right To Appeal an IRS Decision in an Independent Forum.** Taxpayers are entitled to a fair and impartial administrative appeal of most IRS decisions, including many penalties, and have the right to receive a written response regarding the Office of Appeals' decision. Taxpayers generally have the right to take their cases to court.
6. **The Right to Finality.** Taxpayers have the right to know the maximum amount of time they have to challenge the IRS's position as well as the maximum amount of time the IRS has to audit a particular tax year or collect a tax debt. Taxpayers have the right to know when the IRS has finished an audit.
7. **The Right to Privacy.** Taxpayers have the right to expect that any IRS inquiry, examination, or enforcement action will comply with the law and be no more intrusive

than necessary, and will respect all due process rights, including search and seizure protections, and will provide, where applicable, a collection due process hearing.

8. **The Right to Confidentiality.** Taxpayers have the right to expect that any information they provide to the IRS will not be disclosed unless authorized by the taxpayer or by law. Taxpayers have the right to expect appropriate action will be taken against employees, return preparers, and others who wrongfully use or disclose taxpayer return information.
9. **The Right To Retain Representation.** Taxpayers have the right to retain an authorized representative of their choice to represent them in their dealings with the IRS. Taxpayers have the right to seek assistance from a Low Income Taxpayer Clinic if they cannot afford representation.
10. **The Right to a Fair and Just Tax System.** Taxpayers have the right to expect the tax system to consider facts and circumstances that might affect their underlying liabilities, ability to pay, or ability to provide information timely. Taxpayers have the right to receive assistance from TAS if they are experiencing financial difficulty or if the IRS has not resolved their tax issues properly and timely through its normal channels.

The IRS is working to increase the number of Americans who know and understand their rights under the tax law. To expand awareness, the IRS makes [Pub. 1](#) available in multiple languages on [IRS.gov](#). This important publication is available in the following languages.

- English, [Your Rights as a Taxpayer](#), at [IRS.gov/Pub/irs-pdf/P1.pdf](#).
- Chinese, [Chinese- Your Rights as a Taxpayer \(Pub 1\)](#), at [IRS.gov/Chinese](#).
- Korean, [Korean- Your Rights as a Taxpayer \(Pub 1\)](#), at [IRS.gov/Korean](#).
- Russian, [Ваши права в качестве налогоплательщика \(Публикацию № 1\)](#), at [IRS.gov/Russian](#).
- Spanish, [Publicación 1SP, Derechos del Contribuyente](#), at [IRS.gov/Spanish](#).
- Vietnamese, [Quyền Hạn của Người Đóng Thuế, Your Rights as a Taxpayer \(Pub 1\)](#), at [IRS.gov/Vietnamese](#).

The IRS will include Pub. 1 when sending notices to taxpayers on a range of issues, such as an audit or collection matter. All IRS facilities will publicly display the rights for taxpayers and employees to see.

What Can TAS Do for You?

TAS can help you resolve problems that you can't resolve with the IRS. And their service is free. If you qualify for their assistance, you will be assigned to one advocate who will work with you throughout the process and will do everything possible to resolve your issue. TAS can help you if:

- Your problem is causing financial difficulty for you, your family, or your business;
- You face (or your business is facing) an immediate threat of adverse action; or
- You've tried repeatedly to contact the IRS but no one has responded, or the IRS hasn't responded by the date promised.

How Can You Reach TAS?

TAS has offices [in every state, the District of Columbia, and Puerto Rico](#). Your local advocate's number is in your local directory and at [TaxpayerAdvocate.IRS.gov/Contact-Us](#). You can also call them at 877-777-4778.

How Else Does TAS Help Taxpayers?

TAS works to resolve large-scale problems that affect many taxpayers. If you know of one of these broad issues, report it to them at [IRS.gov/SAMS](#).

TAS for Tax Professionals

TAS can provide a variety of information for tax professionals, including tax law updates and guidance, TAS programs, and ways to let TAS know about systemic problems you've seen in your practice.

Low Income Taxpayer Clinics (LITCs)

LITCs are independent from the IRS. LITCs represent individuals whose income is below a certain level and need to resolve tax problems with the IRS, such as audits, appeals, and tax collection disputes. In addition, LITCs can provide information about taxpayer rights and responsibilities in different languages for individuals who speak English as a second language. Services are offered for free or a small fee for eligible taxpayers. To find an LITC near you, go to [TaxpayerAdvocate.IRS.gov/about-us/Low-Income-Taxpayer-Clinics-LITC](#) or see IRS Pub. 4134, [Low Income Taxpayer Clinic List](#).



To help us develop a more useful index, please let us know if you have ideas for index entries. See “Comments and Suggestions” in the “Introduction” for the ways you can reach us.

A

A-Z Index for Business [50](#)
Advertising [46](#)
Amortization:
 Anti-abuse rule [34](#)
 Anti-churning rules [33](#)
 Atmospheric pollution control facilities [35](#)
 Corporate organization costs [30](#)
 Dispositions of section 197 intangibles [34](#)
 Experimental costs [36](#)
 Geological and geophysical costs [35](#)
 How to deduct [29](#)
 Incorrect amount deducted [34](#)
 Partnership organization costs [30](#)
 Pollution control facilities [35](#)
 Reforestation costs [34](#)
 Reforestation expenses [27](#)
 Related person [33](#)
 Research costs [36](#)
 Section 197 intangibles defined [31](#)
 Starting a business costs [29](#)
 Startup costs [29](#)
Anticipated liabilities [47](#)
Assistance (See [Tax help](#))
At-risk limits [6](#)
Attorney fees [48](#)
Authorized IRS e-file providers [51](#)
Awards [9](#)

B

Bad debts:
 Defined [42](#)
 How to treat [43](#)
 Recovery [43](#)
 Types of [42](#)
 When worthless [42](#)
Bonuses:
 Employee [9](#)
 Royalties [40](#)
Bribes [47](#)
Business:
 Assets [4](#)
 Books and records [32](#)
 Meal expenses [46](#)
 Use of car [6, 47](#)
 Use of home [5](#)
Business Services Online [50](#)

C

Campaign contribution [49](#)
Capital expenses [4, 5](#)
Capitalization of interest [16](#)
Car allowance [45](#)
Car and truck expenses [47](#)
Carrying charges [25](#)
Charitable contributions [47](#)
Checking amended return status [53](#)
Choosing a tax return preparer [51](#)
Circulation costs, newspapers and periodicals [27](#)

Claim a refund [53](#)
Club dues [47](#)
Collection and enforcement actions [54](#)
Commitment fees [16](#)
Compensation in excess of \$1 million [9](#)
Computer software [32](#)
Constant-yield method, OID [16](#)
Contested liability [7](#)
Contributions:
 Charitable [47](#)
 Political [49](#)
Copyrights [32](#)
Cost depletion [37](#)
Cost of getting lease [12, 31](#)
Cost of goods sold [3](#)
Cost recovery [4](#)
Covenant not to compete [32](#)
Credit card convenience fees [47](#)

D

De minimis OID [15](#)
Debt-financed distribution [15](#)
Definitions:
 Business bad debt [42](#)
 Necessary expense [3](#)
 Ordinary expense [3](#)
 Section 197 intangibles [31](#)
Demolition expenses [47](#)
Depletion:
 Mineral property [37](#)
 Oil and gas wells [38](#)
 Timber [41](#)
 Who can claim [37](#)
Depreciation (See [Cost recovery](#))
Development costs, miners [27](#)
Direct Pay [53](#)
Dirty Dozen [54](#)
Disabled, improvements for [28](#)
Drilling and development costs [26](#)
Dues, membership [47](#)

E

e-File Form 940, 941, or 944 for Small Businesses [50](#)
e-News [51](#)
Economic interest [37](#)
Economic performance [6](#)
Education expenses [9, 47](#)
Elderly, improvements for [28](#)
Electronic Federal Tax Payment System (EFTPS®) [53](#)
Employee benefit programs [10](#)
Employer ID Numbers (EINs) [50](#)
Employment taxes [20](#)
Employment Taxes [50](#)
 Additional Medicare Tax [20](#)
 Self-employment tax:
 Additional Medicare Tax [20](#)
 Unemployment fund [20](#)
Entertainment [46](#)
Entertainment expenses [10](#)
Experimentation costs [25, 36](#)
Exploration costs [26](#)

F

Federal Relay Service [50](#)
Fees:
 Commitment [16](#)
 Legal and professional [48](#)
 Regulatory [48](#)
 Tax return preparation [48](#)
Filing past due tax returns [53](#)
Fines [48](#)
Forgone interest [17](#)
Form:
 3115 [34](#)
 4562 [29](#)
 5213 [7](#)
 8826 [28, 29](#)
 T [41](#)
Franchise [32, 47](#)
Fringe benefits [9](#)

G

Gas wells [40](#)
Geological and geophysical costs:
 Development, oil and gas [35](#)
 Exploration, oil and gas [35](#)
Geothermal wells [26, 40](#)
Gifts, nominal value [9](#)
Going into business [4, 29](#)
Goodwill [32](#)
Gross income, not-for-profit activity [7](#)

H

Health plan [24](#)
Heating equipment [5](#)
Home, business use of [5](#)

I

Identity theft [52](#)
Identity theft issues [52](#)
Impairment-related expenses [48](#)
Improvements [5](#)
 By lessee [13](#)
 For disabled and elderly [28](#)
Income Taxes [19](#)
 Accrual of contested income taxes [20](#)
 Federal income taxes [19](#)
 Foreign income taxes [20](#)
 State and local income taxes [19](#)
Incorrect amount of amortization deducted [34](#)
Independent Contractor (Self-Employed) or Employee? [50](#)
Information Return Filing Requirements [50](#)
Insurance [24](#)
 Capitalized premiums [24](#)
 Deductible premiums [21](#)
 Nondeductible premiums [24](#)
Intangible drilling costs [26](#)
Intangibles, amortization [31](#)
Interest:
 Allocation of [14](#)
 Below-market [17](#)
 Business expense for [13](#)

Capitalized [16](#)
 Carrying charge [25](#)
 Deductible [15](#)
 Forgone [17](#)
 Life insurance policies [16](#)
 Limitation [15](#)
 Not deductible [16](#)
 Refunds of [17](#)
 When to deduct [17](#)
Internet-related expenses [48](#)
Interview expenses [48](#)
IRS social media [51](#)
IRS Tax Professional Partners [51](#)
IRS Video Portal [50](#)

K

Key person [16](#)
Kickbacks [47](#)

L

Leases:
 Canceling [11](#)
 Cost of getting [12, 31](#)
 Improvements by lessee [13](#)
 Leveraged [12](#)
 Mineral [40](#)
 Oil and gas [40](#)
 Sales distinguished [11](#)
 Taxes on [12](#)
Legal and professional fees [48](#)
Letter 5071C [53](#)
Licenses [32, 48](#)
Life insurance coverage [10](#)
Limit on deductions [7](#)
Line of credit [15](#)
Loans:
 Below-market [17](#)
 Discounted [17](#)
Loans or advances [10](#)
Lobbying expenses [48](#)
Long-term care insurance [22](#)
Losses [6, 7](#)
 At-risk limits [6](#)
 Net operating [6](#)
 Passive activities [6](#)
Low Income Taxpayer Clinics (LITCs) [55](#)

M

Machinery parts [5](#)
Making a tax payment [53](#)
Meals [44](#)
Meals and entertainment [46](#)
Meals and lodging [10](#)
Methods of accounting [6](#)
Mining:
 Depletion [40](#)
 Development costs [27](#)
 Exploration costs [26](#)
More than one health plan and business [24](#)
Mortgage [15](#)
Moving expenses, machinery [48](#)

N

Natural gas [40](#)

Nonqualifying intangibles [32](#)
Not-for-profit activities [7](#)
Not-for-profit activity, gross income [7](#)
Notice of Deficiency CP3219N [53](#)

O

Office in home [5](#)
Oil and gas wells:
Depletion [38](#)
Drilling costs [26](#)
Partnerships [39](#)
S corporations [39](#)
Online payment agreement [53](#)
Online Tools & Educational Products [50](#)
Optional safe harbor method [6](#)
Optional write-off method:
Circulation costs [36](#)
Experimental costs [36](#)
Intangible drilling and development costs [36](#)
Mining exploration and development costs [36](#)
Research costs [36](#)
Organization costs:
Corporate [30](#)
Partnership [30](#)
Organizational costs [27](#)
Original issue discount [15](#)
Other coverage [23](#)
Other Taxes [20](#)
Excise taxes [20](#)
Franchise taxes [20](#)
Fuel taxes [20](#)
Occupational taxes [20](#)
Personal property taxes [20](#)
Sales taxes [20](#)
Outplacement services [48](#)

P

Passive activities [6](#)
Payments in kind [6](#)
Penalties [15](#)
Deductible [48](#)
Nondeductible [48](#)

Prepayment [15](#)
Per diem and car allowances [45](#)
Percentage depletion [37](#)
Political contributions [49](#)
Pollution control facilities [35](#)
Prepaid expense [6](#)
Extends useful life [24](#)
Interest [17](#)
Rent [11](#)
Prepayment penalty [15](#)
Presumption of profit [7](#)
Publication 1, Your Rights as a Taxpayer [54, 55](#)
Publications (See Tax help)

Q

Qualified long-term care insurance:
Benefits received [23](#)
Chronically ill individual [23](#)
Qualified long-term care insurance contract [22](#)
Qualified long-term care services [22](#)

R

Real Estate Taxes [19](#)
Assessments Local [19](#)
Charges for services [19](#)
Electing to ratably accrue to a definite period [19](#)
Form 3115 [19](#)
Making the election to ratably accrue the taxes [19](#)
Purchase or sale of real estate [19](#)
Separate elections to ratably accrue for each separate trade or business and for nonbusiness activities [19](#)
Recapture:
Exploration expenses [26](#)
Timber property [35](#)
Recordkeeping [39](#)
Recovery of amount deducted [6](#)
Refiners who cannot claim percentage depletion [38](#)
Reforestation costs [27, 34](#)

Regulatory fees [48](#)
Reimbursements [44](#)
Business expenses [11](#)
Mileage [45](#)
Nonaccountable plan [46](#)
Per diem [45](#)
Related persons:
Anti-churning rules [33](#)
Coal or iron ore [40](#)
Payments to [7, 17](#)
Refiners [38](#)
Unreasonable rent [11](#)

Reminder:

Premium tax credit [21](#)

Removal [28](#)

Rent expense, capitalizing [13](#)

Repairs [49](#)

Repayments (claim of right) [49](#)

Reporting abusive tax preparers [52](#)

Research costs [25, 36](#)

S

Scammers [54](#)

Section 179 expense deduction (See Cost recovery)

Self-employed health insurance deduction [21](#)

Self-Employed Health Insurance Deduction Worksheet [23](#)

Self-Employed Individuals Tax Center [50](#)

Self-insurance, reserve for [24](#)

Sick pay [11](#)

Small Business Events [50](#)

Small Business Forms and Publications [50](#)

Standard meal allowance [45](#)

Standard mileage rate [45](#)

Standby charges [16](#)

Startup costs [27](#)

Startup costs [29](#)

Substitute return [53](#)

Supplies and materials [50](#)

T

Tax help [50](#)

Tax information in other languages [51](#)

Tax preparation [50](#)

Tax preparation fees [48](#)

Tax questions [51](#)

Tax scams [54](#)

Taxes [12, 18](#)

Carrying charge [25](#)

Leased property [12](#)

When To Deduct Taxes [18](#)

Taxpayer Advocate Service (TAS) [54](#)

Taxpayer Assistance Center (TAC) locator [54](#)

Telephone [50](#)

Timber [34, 41](#)

Tools [5](#)

Trademark, trade name [32, 47](#)

transcript or copy of a return [52](#)

Transportation (commuting) benefits [10](#)

Travel [44](#)

U

Understanding an IRS notice or letter [54](#)

Unpaid expenses, related person [17](#)

Utilities [50](#)

V

Vacation pay [11](#)

W

Wages:

Property [11](#)

Tests for deducting pay [8](#)

Welfare benefit funds [10](#)

When To Deduct Premiums [24](#)

When To Deduct Taxes:

Carrying charges [19](#)

Limitation on acceleration of accrual of taxes [19](#)

Refunds of taxes [19](#)

Uniform capitalization rules [19](#)
