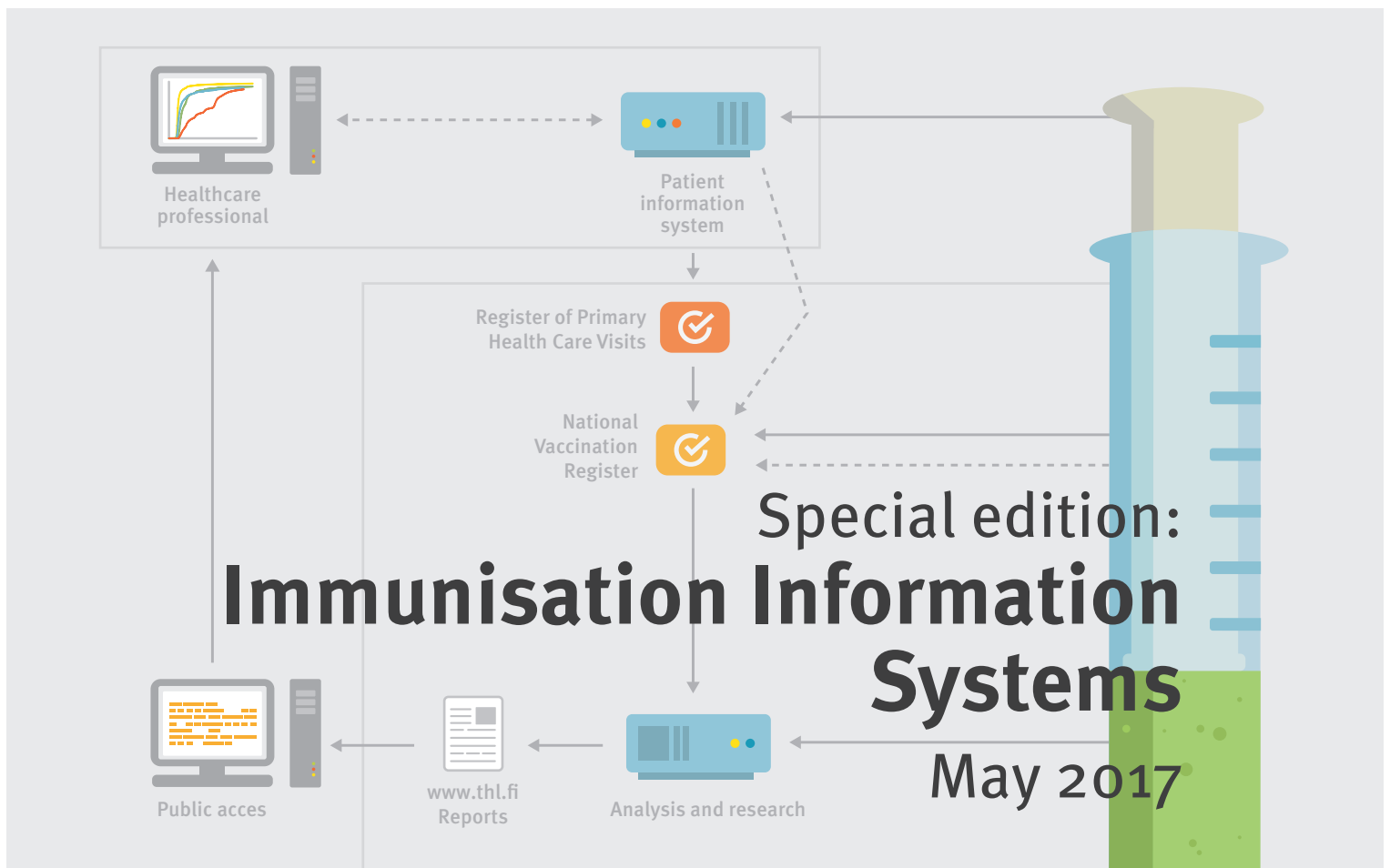




# Eurosurveillance

Europe's journal on infectious disease epidemiology, prevention and control



## Featuring

- **Immunisation Information Systems** – useful tools for monitoring vaccination programmes in EU/EEA countries, 2016
- **Assessing varicella vaccine effectiveness and its influencing factors using health insurance claims data, Germany, 2006 to 2015**
- and more...

## Editorial team

Based at the European Centre for Disease Prevention and Control (ECDC),  
171 65 Stockholm, Sweden

### Telephone number

+46 (0)8 58 60 11 38

### E-mail

eurosurveillance@ecdc.europa.eu

### Editor-in-chief

Dr Ines Steffens

### Senior editor

Kathrin Hagmaier

### Scientific editors

Karen Wilson

Janelle Sandberg

### Assistant editors

Alina Buzdugan

Vilasini Roy

Ingela Rumenius

### Associate editors

Andrea Ammon, European Centre for Disease Prevention and Control (ECDC), Stockholm, Sweden (resting associate editorship during tenure as acting Director of ECDC)

Tommi Asikainen, Brussels, Belgium

Magnus Boman, Stockholm, Sweden

Mike Catchpole, Stockholm, Sweden

Denis Coulombier, Stockholm, Sweden

Natasha Crowcroft, Toronto, Canada

Christian Drosten, Bonn, Germany

Karl Ekdahl, Stockholm, Sweden

Johan Giesecke, Stockholm, Sweden

David Heymann, London, United Kingdom

Heath Kelly, Canberra, Australia

Irena Klavs, Ljubljana, Slovenia

Karl Kristinsson, Reykjavik, Iceland

Daniel Lévy-Bruhl, Paris, France

Jacob Moran-Gilad, Beer-Sheva, Israel

Panayotis T. Tassios, Athens, Greece

Hélène Therre, Paris, France

Henriette de Valk, Paris, France

Sylvie van der Werf, Paris, France

### Design / Layout

Fabrice Donguy / Dragos Platon

### Online submission system

<http://www.editorialmanager.com/eurosurveillance/>

[www.eurosurveillance.org](http://www.eurosurveillance.org)

© Eurosurveillance, 2017

## Editorial advisors

Albania: Alban Ylli, Tirana

Austria: Maria Paulke-Korinek, Vienna

Belgium: Koen de Schrijver; Tinne Lernout, Antwerp

Bosnia and Herzegovina: Sanjin Musa, Sarajevo

Bulgaria: Iva Christova, Sofia

Croatia: Sanja Music Milanovic, Zagreb

Cyprus: Maria Koliou, Nicosia

Czech Republic: Jan Kynčl, Prague

Denmark: Peter Henrik Andersen, Copenhagen

Estonia: Kuulo Kutsar, Tallinn

Finland: Outi Lyytikäinen, Helsinki

France: Judith Benrekassa, Paris

Germany: Jamela Seedat, Berlin

Greece: Rengina Vorou, Athens

Hungary: Ágnes Hajdu, Budapest

Iceland: Gudrun Sigmundsdóttir, Reykjavík

Ireland: Lelia Thornton, Dublin

Italy: Paola De Castro, Rome

Latvia: Dzintars Mozgis, Riga

Lithuania: Saulius Caplinskas, Vilnius

Luxembourg: Thérèse Staub, Luxembourg

The former Yugoslav Republic of Macedonia: Aziz Pollozhani, Skopje

Malta: Tanya Melillo Fenech, Msida

Montenegro: Senad Begić, Podgorica

Netherlands: Danielle Nijsten, Bilthoven

Norway: to be confirmed

Poland: Malgorzata Sadkowska-Todys, Warsaw

Portugal: Paulo Jorge Nogueira, Lisbon

Romania: Daniela Pitigoi, Bucharest

Serbia: Mijomir Pelemis, Belgrade

Slovakia: Lukáš Murajda, Bratislava

Slovenia: Maja Sočan, Ljubljana

Spain: Rosa Cano Portero, Madrid

Sweden: Anders Wallensten, Stockholm

Turkey: Fehminaz Temel, Ankara

United Kingdom: Nick Phin, London

World Health Organization Regional Office for Europe: Robb Butler, Copenhagen

# Contents

## SPECIAL EDITION: IMMUNISATION INFORMATION SYSTEMS

---

### EDITORIALS

---

- Registries: An essential tool for maximising the health benefits of immunisation in the 21st century 2  
Crowcroft N et al.

### EUROROUNDUPS

---

- Immunisation Information Systems – useful tools for monitoring vaccination programmes in EU/EEA countries, 2016 5  
Derrough T et al.

### RESEARCH ARTICLES

---

- Assessing varicella vaccine effectiveness and its influencing factors using health insurance claims data, Germany, 2006 to 2015 16  
Rieck T et al.

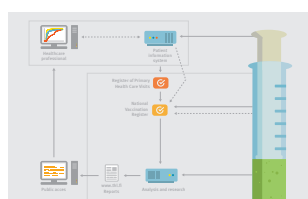
- Written reminders increase vaccine coverage in Danish children - evaluation of a nationwide intervention using The Danish Vaccination Register, 2014 to 2015 26  
Suppli CH et al.

### PERSPECTIVES

---

- Suboptimal MMR2 vaccine coverage in six counties in Norway detected through the national immunisation registry, April 2014 to April 2017 34  
Hagerup-Jenssen et al.

- Establishing and maintaining the National Vaccination Register in Finland 40  
Baum U et al.



© Eurosurveillance

# Registries: An essential tool for maximising the health benefits of immunisation in the 21st century

NS Crowcroft<sup>1,2</sup>, D Levy-Bruhl<sup>3</sup>

1. Chief, Applied Immunization Research and Evaluation, Public Health Ontario, Toronto, Ontario, Canada

2. University of Toronto, Toronto, Ontario, Canada

3. Santé publique France, Saint-Maurice, France

Correspondence: Natasha Crowcroft (natasha.crowcroft@oahpp.ca)

## Citation style for this article:

Crowcroft NS, Levy-Bruhl D. Registries: An essential tool for maximising the health benefits of immunisation in the 21st century. *Euro Surveill.* 2017;22(17):pii=30523. DOI: <http://dx.doi.org/10.2807/1560-7917.ES.2017.22.17.30523>

Article submitted on 21 April 2017 / accepted on 27 April 2017 / published on 27 April 2017

The variety of available vaccines and the intricacy of immunisation schedules has increased progressively over recent decades. Consequently immunisation programmes have become more complex with the addition of different vaccines such as those against *Haemophilus influenzae* type b infections, meningococcal and pneumococcal disease, human papilloma virus, rotavirus, varicella and herpes zoster to vaccination programmes, and their extension to cover the whole life course. At the same time, the survival of people with chronic and immunocompromising conditions with higher susceptibility to infectious diseases and needing specialist advice on vaccine indications and contra-indications has also increased. It is therefore not surprising that the need has also grown for better data on when, where and who received which vaccine.

High income countries have reached the point where such data are an essential part of any immunisation programme. While clinicians need good information on the protection of their patients to ensure high standard of care, the individual citizen expects to be able to access their own records as well and public health authorities need to be able to identify and respond quickly to concerns in order to maintain the confidence of an increasingly vaccine hesitant public. Immunisation registries have great potential to be the most robust and systematic approach to providing data on the safety and effectiveness of immunisation programmes as well as information whether they reach their target communities and birth cohorts. They hold the information needed for rapid response as well as for the longer term, and can safeguard the immunisation records of individuals over their lifetime.

Many countries across the globe are working towards developing immunisation registries [1] and can usefully share many lessons along the road [2]. In that context, the collection of articles in this issue of *Eurosurveillance*,

which follows on an earlier special issue on the topic in 2012 [3], illustrate the evolution and potential of immunisation registries to impact on health. Examples are provided on how an Immunisation Information System (IIS) enables better management of programmes as well as research and evaluation, all of which leads to quality improvement and innovation. Although every registry may have to be different in order to adapt to local particularities in immunisation programme recommendations, legal context, data availability and healthcare delivery systems, those working in the field can still learn much from each other [4]. For example, while countries such as those in northern Europe have data systems integrated through a unique personal identification number, countries lacking this capacity may be able to create similar functionality through data linkage. Furthermore, many requirements, processes and principles are shared. For example ‘No duplicate entry or collection’ is an excellent principle that underpins the system design in Finland as shown by Baum et al. [5].

Altogether, the results of a survey conducted by the European Centre for Disease Prevention and Control (ECDC) presented by Derrough et al. show a positive trend in the implementation of vaccination registries within European countries [4]. Of 27 responding countries of the European Union/European Economic Area, 21 answered that they have an immunisation registry in operation or being currently piloted, either at national or subnational level. Furthermore, of the six remaining countries, four mentioned that they have concrete plans to implement one in the near future. By comparison, in a survey conducted by the Vaccine European New Integrated Collaboration Effort (VENICE) I project in 2007, only 15 of the 27 responding countries had either a national or regional computerised immunisation registry [6].

## FIGURE

Immunisation guides from various years and countries.



Two features can be considered as essential for ensuring reliable coverage estimates; the possibility to capture vaccines administered in the past, mentioned by 14 of 16 countries, and those administered outside the public system, which is not the case in many surveyed countries. The impact will of course depend on the contribution of the private sector to vaccination coverage, information not available in the survey.

Other characteristics of registries for example, the functionality for vaccine providers to identify unvaccinated patients and the system to send vaccination reminders, access to the system by vaccine providers and the general public are very heterogeneous. The extent to which a registry can increase vaccine coverage (not only monitor it) and engage both health professionals and the public in taking a proactive role with respect to vaccination depend greatly on these characteristics.

Few countries mentioned the use of their registry for vaccine effectiveness studies. However, 13 of 14 countries mention the possibility of database linkage which would enable this use to increase in future.

The next step, as suggested by the authors, is to bring together key stakeholders involved in countries' e-health and vaccination programme management to work together on common standards and share experience, expertise and tools. ECDC has definitively, among other institutions, the legitimacy to take an important part in catalysing such an important endeavour.

Differences between registries often reflect local enablers and constraints including privacy legislation and may not be a real barrier if the clinical details included at each level in the system are well aligned with that

required for adequate analysis and the needs of organisations targeted for action. For example, in larger federal countries personal health information may not be needed for aggregate coverage estimates at national level. Systems need to be designed appropriately to be able to drive action at different levels. A system which is defined by geography only [7] misses the important alignment between a registry and service providers, who may not be geographically defined.

IIS require significant technical expertise as well as resources and dedication to quality improvement. The technical expertise required is often underestimated [8], and is multi-disciplinary, not only in respect to the information technology. One of the hardest elements to track down is often details of past recommendations, leading some of us to keep hold of old immunisation guides long after they are out of date, as they are sometimes the only available historical record (Figure). In addition to familiarity with changes that have occurred during the history of the programme and the current recommendations, detailed knowledge is needed of how rules embedded in the registry may affect how immunisation status and coverage is measured. This is essential to understand the implications for identifying unvaccinated individuals and communities. The article from Norway by Hagerup-Jenssen et al. illustrates the technical knowledge and level of responsiveness required to be able to identify and delineate issues in order to improve systems and processes [9].

Good management and attention to detail are essential for the success of all immunisation programmes, when so many elements and actors are involved all the way from the vaccine industry through to the patient. When immunisation programmes are linked to elimination targets, requirements are even more stringent. Growing pressure to deliver on targets to eliminate measles in Europe require measles vaccination coverage to approach levels of nearly 100% in fact, not in fiction [6]. This may require systems with high precision to detect immunisation gaps, given that a critical community size to sustain measles transmission is only a few hundred thousand people [10].

The World Health Organization (WHO) and national reporting requirements focus on individual antigen-specific coverage data e.g. for diphtheria, pertussis, tetanus, measles etc. However, even in a country such as Denmark, where coverage is generally high, it is good to be reminded that a substantial proportion of children may have missed at least one dose of any of their recommended vaccines. Written reminders generated by vaccine registries may not be the whole answer, but seem to be effective in promoting higher coverage [11], particularly in older children in whom missed opportunities may have played a role. Further evaluation of how best to design such communications initiatives in order to increase their impact may be helpful [12]. The Danish study by Suppli et al. also shows how timing is important. Unvaccinated children need to be

identified close to the due date so that children are not left unprotected too long, but with enough distance to maximise the effectiveness of reminders. The timeliness of data collection needs to be proportionate and aligned with the effectiveness for action.

Coverage data are a key component of immunisation programme research and evaluation designed to innovate and maximise the benefits of vaccines [13,14]. Such implementation research and evaluation is applied and usually requires a multi-disciplinary approach [15]. If immunisation data are collected within the same information system as morbidity data, or easily linked, this brings additional strengths. The potential is beautifully illustrated by a study from Germany by Rieck et al., demonstrating how the registry can enable vaccine effectiveness assessment, in this case for the varicella vaccine [16].

From a patient engagement perspective, it is heartening to see patient and parent access developing, as well as opportunities for proactive participation, which will be further enhanced by access to data through devices such as mobile telephones [17] and by tailored text messages [18]. In the future, vaccine barcoding will add further functionality and improved data capture to immunisation registries [19]. Functionality can be further enhanced through data linkage, for example to assess equity of access for marginalised groups such as refugees, aboriginal and migrant populations.

Immunisation registries are a long-term commitment, mirroring the fundamental nature of vaccination programmes that protect the population for the whole life course and long-term. Registries should reflect that vision; they should be designed to be sustainable and be seen as an integral part of the immunisation programme that enables maximising their health benefits in multiple ways. The resources required may not be substantial if viewed as part of the total budget for immunisation programmes and an essential intervention, within a broader e-health strategy, that will protect all the members of our communities for the long lives we hope they will lead.

### Conflict of interest

None declared

### References

1. Wilson SE, Quach S, MacDonald SE, Naus M, Deeks SL, Crowcroft NS, et al. Immunization information systems in Canada: Attributes, functionality, strengths and challenges. A Canadian Immunization Research Network study. *Can J Public Health*. 2017;107(6):e575-82. DOI: 10.17269/cjph.107.5679 PMID: 28252378
2. Baker ML, Figueroa-Downing D, Chiang ED, Villa L, Baggio ML, Eluf-Neto J, et al. Paving pathways: Brazil's implementation of a national human papillomavirus immunization campaign. *Rev Panam Salud Publica*. 2015;38(2):163-6. PMID: 26581058
3. Eurosurveillance. Special edition: Immunisation registers in Europe and elsewhere. April 2012. Available from: <http://eurosurveillance.org/images/dynamic/ES/V17No3/V17No3.pdf>

4. Derrough T, Olsson K, Gianfredi V, Simondon F, Heijbel H, Danielsson N, et al. Immunisation Information Systems – useful tools for monitoring vaccination programmes in EU/EEA countries, 2016. *Euro Surveill*. 2017;22(17):30519. DOI: 10.2807/1560-7917.ES.2017.22.17.30519
5. Baum U, Sundman J, Jääskeläinen S, Nohynek H, Puumalainen T, Jokinen J. Establishing and maintaining the National Vaccination Register in Finland. *Euro Surveill*. 2017;22(17):30520. DOI: 10.2807/1560-7917.ES.2017.22.17.30520
6. The Vaccine European New Integrated Collaboration Effort (VENICE). Report on Vaccination Coverage Assessment In Europe. VENICE December 2007 Work Package No.3. Nov 30 2009. [Accessed Apr 22 2017]. Available from: [http://venice.cineca.org/Final\\_Report\\_I\\_WP3.pdf](http://venice.cineca.org/Final_Report_I_WP3.pdf)
7. US Centers for Disease Control and Prevention (CDC). About Immunization Information Systems. Available from: <https://www.cdc.gov/vaccines/programs/iis/about.html>
8. Crowcroft NS. Action on immunisation: no data, no action. *Arch Dis Child*. 2009;94(11):829-30. DOI: 10.1136/adc.2008.138776 PMID: 19001479
9. Hagerup-Jenssen M, Kongsrud S, Riise ØR. Suboptimal MMR2 vaccine coverage in six counties in Norway detected through the national immunisation registry, April 2014 to April 2017. *Euro Surveill*. 2017;22(17):30518. DOI: 10.2807/1560-7917.ES.2017.22.17.30518
10. Crowcroft NS. The challenges of sustaining measles elimination in Canada. *CCDR*. Available from: <http://www.phac-aspc.gc.ca/publicat/ccdr-rmtc/14vol40/dr-rm40-12/dr-rm40-12-ie-ei-eng.php>
11. Suppli CH, Rasmussen M, Valentiner-Branth P, Mølbak K, Krause TG. Written reminders increase vaccine coverage in Danish children - evaluation of a nationwide intervention using The Danish Vaccination Register, 2014 to 2015. *Euro Surveill*. 2017;22(17):30522. DOI: 10.2807/1560-7917.ES.2017.22.17.30522
12. Larson EB, Bergman J, Heidrich F, Alvin BL, Schneeweiss R. Do postcard reminders improve influenza compliance? A prospective trial of different postcard "cues". *Med Care*. 1982;20(6):639-48. DOI: 10.1097/00005650-198206000-00010 PMID: 7109747
13. World Health Organization (WHO). Research and development. Available from: <http://www.who.int/immunization/research/en/>
14. US Centers for Disease Control and Prevention (CDC). Immunization Program Evaluation. Available from: <https://www.cdc.gov/vaccines/programs/ipe/>
15. World Health Organization (WHO). Implementation research at WHO. Available from: <http://www.who.int/immunization/research/implementation/en/>
16. Rieck T, Feig M, an der Heiden M, Siedler A, Wichmann O. Assessing varicella vaccine effectiveness and its influencing factors using health insurance claims data, Germany, 2006 to 2015. *Euro Surveill*. 2017;22(17):30521. DOI: 10.2807/1560-7917.ES.2017.22.17.30521
17. Atkinson KM, Westeinde J, Ducharme R, Wilson SE, Deeks SL, Crowcroft N, et al. Can mobile technologies improve on-time vaccination? A study piloting maternal use of ImmunizeCA, a Pan-Canadian immunization app. *Hum Vaccin Immunother*. 2016;12(10):2654-61. DOI: 10.1080/21645515.2016.1194146 PMID: 27322109
18. Stockwell MS, Hofstetter AM, DuRivage N, Barrett A, Fernandez N, Vargas CY, et al. Text message reminders for second dose of influenza vaccine: a randomized controlled trial. *Pediatrics*. 2015;135(1):e83-91. DOI: 10.1542/peds.2014-2475 PMID: 25548329
19. Pereira JA, Quach S, Hamid JS, Quan SD, Diniz AJ, Van Exan R, et al. , Public Health Agency of Canada/Canadian Institutes of Health Research Influenza Research Network (PCIRN) Program Delivery and Evaluation Group. The integration of barcode scanning technology into Canadian public health immunization settings. *Vaccine*. 2014;32(23):2748-55. DOI: 10.1016/j.vaccine.2013.11.015 PMID: 24252700

### License and copyright

This is an open-access article distributed under the terms of the Creative Commons Attribution (CC BY 4.0) Licence. You may share and adapt the material, but must give appropriate credit to the source, provide a link to the licence, and indicate if changes were made.

This article is copyright of the authors, 2017.

# Immunisation Information Systems – useful tools for monitoring vaccination programmes in EU/EEA countries, 2016

T Derrough<sup>1</sup>, K Olsson<sup>1</sup>, V Gianfredi<sup>2</sup>, F Simondon<sup>3</sup>, H Heijbel<sup>4</sup>, N Danielsson<sup>1</sup>, P Kramarz<sup>1</sup>, L Pastore-Celentano<sup>1</sup>

1. European Centre for Disease Prevention and Control (ECDC), Stockholm, Sweden
2. School of Specialization in Hygiene and Preventive Medicine, Department of Experimental Medicine, University of Perugia, Perugia, Italy
3. Mother and Child Health research unit 216, IRD & Paris Descartes University, France
4. Ret. Swedish Institute for Infectious Disease Control (SMI), Stockholm, Sweden.

**Correspondence: Tarik Derrough (Tarik.Derrough@ecdc.europa.eu)**

## Citation style for this article:

Derrough T, Olsson K, Gianfredi V, Simondon F, Heijbel H, Danielsson N, Kramarz P, Pastore-Celentano L. Immunisation Information Systems – useful tools for monitoring vaccination programmes in EU/EEA countries, 2016. *Euro Surveill.* 2017;22(17):pii=30519. DOI: <http://dx.doi.org/10.2807/1560-7917.ES.2017.22.17.30519>

Article submitted on 22 November 2016 / accepted on 02 April 2017 / published on 27 April 2017

Immunisation Information Systems (IIS) are computerised confidential population based-systems containing individual-level information on vaccines received in a given area. They benefit individuals directly by ensuring vaccination according to the schedule and they provide information to vaccine providers and public health authorities responsible for the delivery and monitoring of an immunisation programme. In 2016, the European Centre for Disease Prevention and Control (ECDC) conducted a survey on the level of implementation and functionalities of IIS in 30 European Union/European Economic Area (EU/EEA) countries. It explored the governance and financial support for the systems, IIS software, system characteristics in terms of population, identification of immunisation recipients, vaccinations received, and integration with other health record systems, the use of the systems for surveillance and programme management as well as the challenges involved with implementation. The survey was answered by 27 of the 30 EU/EEA countries having either a system in production at national or sub-national levels (n=16), or being piloted (n=5) or with plans for setting up a system in the future (n=6). The results demonstrate the added-value of IIS in a number of areas of vaccination programme monitoring such as monitoring vaccine coverage at local geographical levels, linking individual immunisation history with health outcome data for safety investigations, monitoring vaccine effectiveness and failures and as an educational tool for both vaccine providers and vaccine recipients. IIS represent a significant way forward for life-long vaccination programme monitoring.

## Introduction

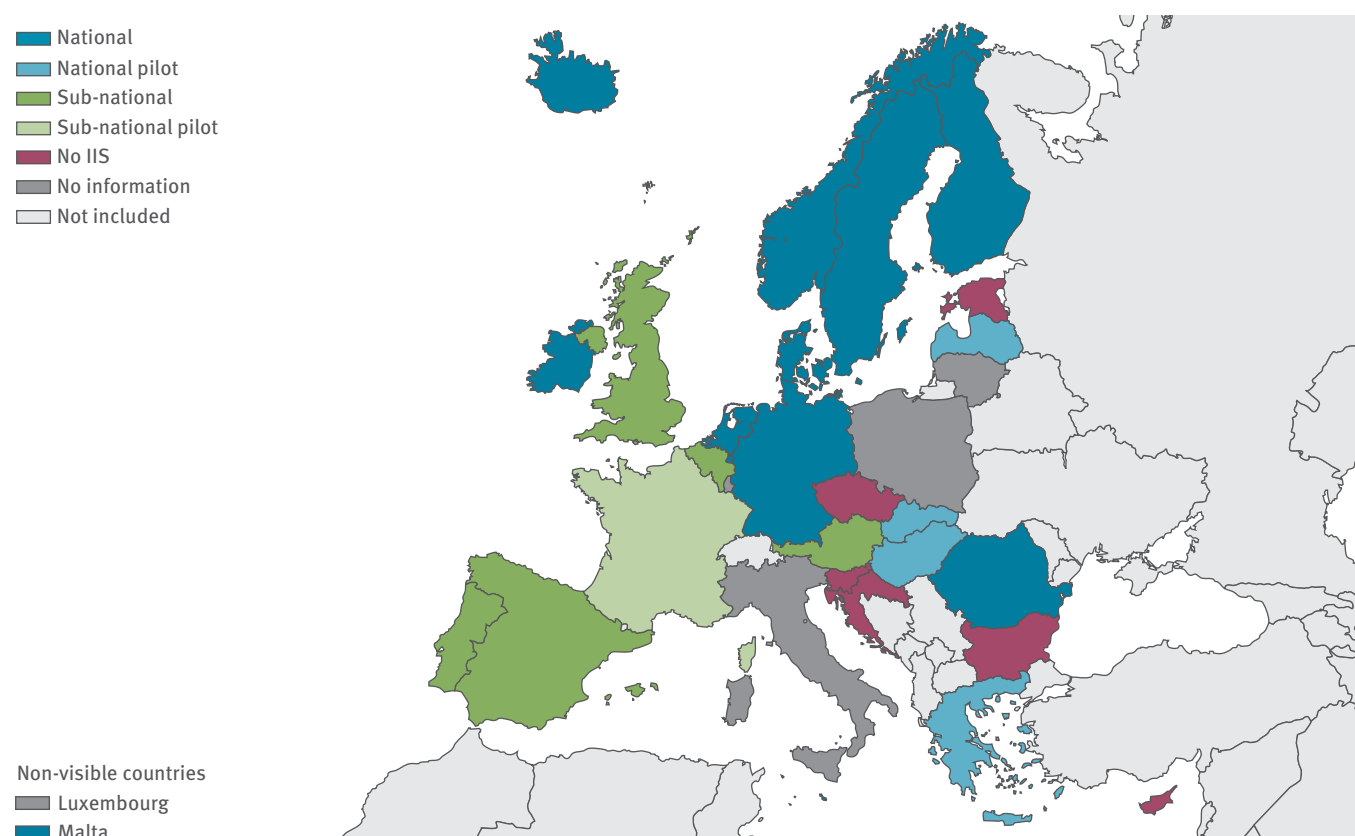
Immunisation Information Systems (IIS) are defined as confidential, population-based, computerised

databases that record all immunisation doses administered by participating providers to persons residing within a given geopolitical area [1]. At the point of clinical care, they support practitioner decision-making in ensuring appropriate individual vaccination and adherence to applicable policies. At population level, IIS provide aggregate data on vaccinations for use in surveillance and programme operations, and in guiding public health action with the goals of improving vaccination rates and reducing vaccine-preventable disease.

Following the introduction of a vaccine, its uptake and benefit-risk profile requires continuous assessment in order to monitor the performance of vaccination programmes [2,3] and to respond to national and international public health monitoring requirements (e.g. reporting on vaccination coverage, responding to post-licensure requirements, investigation of safety signals). One of the key performance indicators of a well-functioning immunisation programme is vaccination coverage – the proportion of the population eligible for vaccination that has been immunised. It is an indirect measurement of population immunity and determines the level of herd protection against vaccine preventable diseases. Historically, coverage assessment in European Union (EU) Member States has been performed through regular surveys (e.g. telephone-based, at school-entry), review of claims and social security databases or analysis of data from paper-based registries [4-10]. IIS can be a key tool for monitoring vaccination coverage. They can also facilitate evaluation of the safety and effectiveness of vaccines through linking individual vaccination data with other records on health outcomes [11-14]. The functionalities of such systems, including electronic patient records in the framework of e-Health initiatives, are developing

**FIGURE 1**

Status of implementation of Immunisation Information Systems in EU/EEA countries, 2016 (n = 27)



EU/EEA: European Union/European Economic Area.

Germany and Sweden have national systems that do not have the ability to consolidate immunisation histories for use at point of clinical care. Their systems only provide aggregated data on vaccinations at population level.

rapidly and they should be able to provide useful information to public health authorities, vaccine providers and vaccine recipients.

For an IIS to fully support vaccination programmes, there are various features that are considered important. These can include: (i) complete and accurate denominator populations from different sources; (ii) secure vaccine recipient and record identification through uniform unique identifiers (UID); (iii) complete, timely and correct vaccination records with real-time electronic access to the IIS; (iv) recording of vaccinations given to the recipient and vaccine details (batch and vial ID etc.) facilitated by pre-entered information, selection menus and reading of barcodes; (v) production of automated outputs; (vi) the facility to offer services that are useful to all parties including vaccine recipients, parents and vaccine providers. This includes for example: recall functions, trusted medical information, and the possibility for parents and vaccine recipients to request certified records of immunisation history.

The European Council conclusions on childhood immunisation in 2011 and on vaccinations as an effective tool in public health in 2014 both recommend the adoption of such systems and the World Health Organization European Vaccine Action Plan 2015–2020 recognises IIS as ‘an integral part of well-functioning health systems’ [15–17].

This article presents the findings of a survey conducted by the European Centre for Disease Prevention and Control (ECDC) across EU/European Economic Area (EEA) countries that assessed the level of implementation of IIS and their functionalities, as well as the challenges encountered during the design and implementation. The aim of the survey was to share knowledge about IIS in the EU/EEA in order to build consensus on the characteristics of an optimal system and to describe differences in core functionalities and standards across countries.

## Methods

Following a review of the literature and in consultation with subject-matter experts, two cross-sectional surveys were developed to assess the status of IIS



## Box

### United States Centers for Disease Control and Prevention (US CDC) Immunisation Information Systems (IIS) definition [1]

IIS are confidential, population-based, computerized databases that record all immunisation doses administered by participating providers to persons residing within a given geopolitical area.

At the point of clinical care, an IIS can provide consolidated immunisation histories for use by a vaccination provider in determining appropriate client vaccinations.

At the population level, an IIS provides aggregate data on vaccinations for use in surveillance and programme operations, and in guiding public health action with the goals of improving vaccination rates and reducing vaccine-preventable disease.

implementation and functionalities in EU/EEA countries [18,19].

The first, more comprehensive survey, which included 100 questions, targeted countries with an IIS in operation or being piloted. The other, briefer survey (including nine questions), targeted countries with no IIS or IIS at a very early stage of implementation. The surveys can be found on the ECDC website [20]. Respondents decided on the survey they would like to answer based on their national or subnational situation regarding IIS implementation status.

The full comprehensive survey explored the current status of IIS implementation, governance, regulation and financial sustainability, population covered, nature of the data recorded, technical solutions used, linkage with other health information systems, outputs generated, and challenges and barriers to implementation.

The briefer survey examined the current status of IIS implementation, barriers to the planning or implementing of IIS, plans for the future, and if there was a strategy for e-Health in place.

The surveys opened on 1 May 2016 and closed on 20 May 2016. Countries that could not complete either of the two surveys by the deadline were asked to complete a basic set of five questions.

In May 2016, the 28 EU Member States plus two EEA countries (Norway and Iceland) were invited to participate in the surveys. Respondents were identified through the ECDC National Focal Points (NFPs) for Vaccine Preventable Diseases (VPD).

The EU survey tool was used to administer the survey [21]. In countries with more than one system, the survey was limited to the IIS that covered the largest population. All survey data were analysed in Excel.

The United States Centers for Disease Prevention and Control (US CDC) definition of an IIS was used as a reference in this survey [1] (Box).

## Results

### Participation in the different surveys

Information was received from 27 countries of the 30 contacted, with 16 countries answering the full comprehensive survey, nine countries answering the brief survey and two countries (Luxembourg and Slovakia) answering only to the basic set of five questions.

The list of responding institutions and which survey they completed is shown in Table 1. The respondents were staff from public institutions at national or subnational level with responsibility for national vaccination programme or IIS managers.

### Governance and financial support

Among the 27 countries who responded to either the comprehensive or brief survey or the basic set of five questions, 17 provided information on governance and financial support. In the survey, governance was defined as ‘the body at national or regional level that is in charge of the day-to-day management of the IIS and of the data contained in the system’.

For eight of the 13 countries with national systems, governance of the IIS is the sole responsibility of the National Institute of Public Health (NIPH). For two countries governance is held by the Ministry of Health (MoH), for Latvia it is held by the National Health Service (NHS), in Romania it is held by both the NIPH and MoH, and in Slovakia it is held by the National Health Information System (NHIS).

Among the four countries with subnational systems, i.e. Belgium (described through Flanders), Spain (described through Andalucía) and the United Kingdom (UK) (described through England), governance is held by subnational or regional health authorities. In Portugal (described through mainland) it is held by both the NIPH and MoH (Table 2).

Financial support for the IIS comes from the national government for thirteen countries. In Latvia and Slovakia the IIS is funded by the national government and EU funds. The regional government finances the IIS in Belgium (Flanders) and Spain (Andalucía).

### Implementation status of Immunisation Information Systems

The status of implementation of IIS in the 27 countries is as follows (Figure).

#### Countries with Immunisation Information Systems in place

Eight countries have a currently operating national system that meets the US CDC definition of an IIS, i.e. Denmark, Finland, Iceland, Ireland, Malta, the

Netherlands, Norway and Romania. In Finland the IIS includes more features than specified in the US CDC definition.

Two countries (Germany and Sweden) have national systems in place that do not fully meet the US CDC definition of an IIS. In particular, their systems have no ability to consolidate immunisation histories for use at point of clinical care and only provide aggregated data on vaccinations at population level.

Five countries have more than one subnational IIS, including Austria (number not specified), Belgium (Flanders, with the system also covering parts of Brussels, and in the Walloon region where the system also covers parts of Brussels), Portugal (mainland and Madeira), Spain (Andalucía, Illes Balears, Cataluña, Comunidad Valenciana, Castilla y León, Galicia, Comunidad de Madrid and Región de Murcia) and the UK (England, Northern Ireland, Scotland and Wales). For Belgium, Portugal, Spain and the UK, the survey describes the systems in operation in Flanders, mainland Portugal, Andalucía and England respectively. The systems in Belgium, Portugal and Spain fulfil the criteria of the US CDC IIS definition. The UK systems vary, some systems do meet the CDC definition of an IIS while others do not. This information was not available for Austria as they completed the short version of the survey where this question was not asked.

#### **Countries piloting Immunisation Information Systems**

Four countries, Greece, Hungary, Latvia and Slovakia are piloting a national system. Latvia had planned to pilot its system in 2017.

France is piloting more than one subnational IIS. Bulgaria is piloting one subnational IIS. Among the countries piloting an IIS, whether at sub-national or national level, how the IIS was defined was only provided by Hungary and Latvia, as these two countries participated in the comprehensive survey. Both countries had an IIS fitting the US CDC IIS definition.

#### **Countries with no Immunisation Information Systems**

Six countries, including Croatia, Cyprus, Czech Republic, Estonia, Luxembourg and Slovenia have no IIS in operation or being piloted. Cyprus, Estonia, Luxembourg and Slovenia all have concrete plans to implement an IIS in the future.

#### **Characteristics of Immunisation Information Systems**

The results discussed in the following sections are based on questions only included in the comprehensive survey, hence only the 16 countries that responded to this survey (Table 1) are included in the sections below.

#### **Immunisation Information Systems definition**

Of 16 countries, which participated in the comprehensive survey, 13 have systems fitting the US CDC definition of an IIS [1] (Box and Table 2). In Finland

the definition exceeds the US CDC definition in that the system is also used at individual level to provide immunisation information for use in surveillance, vaccine efficacy and impact studies.

IIS in two countries (Germany and Sweden) do not fulfil the criteria of the US CDC definition of an IIS. The subnational systems in the UK (England) are varied, with some fulfilling the US CDC definition and others not. In Germany the system is based on insurance claims data from all physicians providing medical services (including vaccinations) to the statutory health insured population in Germany (around 85% of the total population). Physicians or vaccination providers (at the point of clinical care) do not have access to this database. In Sweden the objective of the national vaccination register is to improve monitoring of the national vaccination programmes and is not used by vaccination providers in determining appropriate client vaccinations at the point of clinical care. In the UK (England) availability of vaccination history at point of clinical care is variable. In primary care, it is dependent on the supplier of the General Practice Information Technology (GP IT) system and the local Child Health Information System while in secondary care it is not available.

#### **Immunisation Information Systems software**

In 15 of the 16 countries, the government authority is the owner of the IIS software; whereas in the UK (England), there are five major private sector software suppliers. Fifteen of 16 countries provided information on software source code development, this information was missing for Hungary. Seven countries used a private company and six countries used programmers from the government authority. Two countries systems were developed by a mix of private and government programmers.

Fourteen of the 16 countries provided information on the type of software used. Seven countries used commercial software. Three countries, Germany, Latvia and Spain (Andalucía) had both a partially open and partially commercial source. In Finland and Malta, it was open source with no license required, whereas in Romania, it was a free to use software, but a license was necessary. In Portugal (mainland), the software was developed specifically by the MoH. Information on the type of software was missing for Belgium and Hungary.

The survey did not collect elements related to data hosting, applied standards and system architecture.

#### **Core attributes**

Information included in the IIS is fed by a population registry in 13 of 16 countries. Of these 13, seven used the civil population registry, three used the healthcare registry, Denmark and Iceland used both the civil and the healthcare registries and Finland's system is fed by patient data system records. In Germany, Ireland and Romania personal data are entered manually when

**TABLE 1**

Institutions in EU/EEA countries that participated in ECDC surveys on IIS implementation, 2016 (n = 27 countries/institutions)

<b>Countries with respective institutions responding to the comprehensive survey (n=16)</b>	
Belgium	Ministry of Social Affairs, Public Health and Environment, Scientific Institute for Public Health
Denmark	Statens Serum Institut, Department of Epidemiology Research
Finland	National Institute for Health and Welfare, Department of Vaccination and Immune Protection
Germany	Robert Koch Institute, Infectious Disease Epidemiology
Hungary	National Center for Epidemiology, Department of Communicable Diseases Epidemiology
Iceland	Centre for Health Security and Communicable Disease Control, Directorate of Health
Ireland	National Immunisation Office, National Immunisation and Child Health Information System
Latvia	Centre for Disease Prevention and Control, Infectious Diseases Risk Analysis and Prevention Department
Malta	Ministry for Health, Department for Health Regulation – Health Promotion and Disease Prevention
Netherlands	National Institute for Public Health and the Environment, Centre for Infectious Disease Control
Norway	Public Health Institute, Norwegian Immunisation Registry
Portugal	Department of Disease prevention and Health Promotion, Directorate General for Health (DGS)
Romania	National Institute of Public Health, National Centre for Communicable Diseases Surveillance and Control
Spain	Ministry of health, Social Services and Equality, Immunization Programme
Sweden	Public Health Agency, Unit for Vaccination Programs
United Kingdom	Public Health England, Department of Immunisation, Hepatitis and Blood Safety
<b>Countries with respective institution responding to the brief survey (n=9)</b>	
Austria	Austrian Federal Ministry of Health, Vaccines Department
Bulgaria	Ministry of Health, National Centre of Infectious and Parasitic Diseases
Croatia	Croatian Institute of Public Health, Immunisation Department
Cyprus	Cyprus Ministry of Health, Directorate of Medical and Public Health Services
Czech Republic	National Institute of Public Health, Department of Infectious Disease Epidemiology
Estonia	Public Health Administration, Health Protection Inspectorate
France	French National Public Health Agency, Institute for Public Health Surveillance
Greece	Hellenic Centre for Disease Control and Prevention, Department for Surveillance and Intervention
Slovenia	National Institute of public Health, Centre for Communicable Diseases
<b>Countries with respective institution responding to the basic set of five questions after the survey deadline (n=2)</b>	
Luxembourg	Ministry of health, Directorate of Health
Slovakia	Public Health Authority, Department of Epidemiology

IIS: Immunisation Information Systems; ECDC: European Centre for Disease Control and Prevention; EU/EEA: European Union/European Economic Area.

the patient comes for their first vaccinations. Ten of 16 countries reported that an individual vaccination record was created automatically in the IIS database when a live birth is registered (or a time later). In seven countries vaccination records were also set-up automatically at the time of immigration to the country.

Ten countries record life-long vaccination data in the IIS with no restriction of age or vaccination setting (Table 3). The IIS in Ireland records only vaccinations in the recommended school-based vaccination programme. Hungary, the Netherlands, Romania, Sweden and the UK (England) do not include >18 year-olds vaccination data in their systems.

All 16 systems use a unique personal identifier for each immunised individual recorded in the IIS (Table 3). In 11 countries the unique identifier used in the IIS is the same one that is given to citizens at birth or immigration. In Portugal (mainland) the unique identifier is

the one given for healthcare services, whereas for four countries the unique identifier is specific to the IIS.

Fourteen of 16 countries can record vaccinations administered in the past and 13 systems can record vaccinations administered abroad (Table 3). This is not possible in Ireland, Germany and Sweden. In four countries with subnational systems (Belgium (Flanders), Portugal (mainland), Spain (Andalucía) and the UK (England)), vaccinations administered in other regions can be recorded in the IIS. The ability of the various systems in the EU to automatically share data was not assessed as it is known to not occur in the EU.

For 15 countries, to ensure that a vaccination entry is valid, vaccine providers are able to select the vaccination to be administered from a list included in the system. For seven countries the data captured in the IIS is validated automatically by the system through pre-set rules and similar. The measures that countries use to

**TABLE 2**

Overall descriptions of the IIS in countries providing information on governance in ECDC surveys, EU/EEA, 2016 (n = 17 countries)

Country	Name of the IIS	Year established	National (N)/subnational (S)	IIS governance	Financial resources	IIS meets US CDC definition [1]
Belgium (Flanders)	Vaccinnet	2005	S	RHA	RG	Yes
Denmark	The Danish Vaccination Register (DDV)	2013	N	NIPH	NG	Yes
Finland	The National Vaccination Registry	2011	N	NIPH	NG	Yes
Germany	'KV-Impfsurveillance' ['Associations of Statutory Health Insurance Physicians (ASHIP) vaccination monitoring']	2011	N	NIPH	NG	No
Hungary	Országos Szakmai Információs Rendszer (OSZIR) Védőoltási és oltóanyag logisztikai alrendszer	2014 piloting	N	NIPH	NG	Yes
Iceland	Central Immunisation Register	2007	N	NIPH	NG	Yes
Ireland	School Immunisation System (SIS)	2011	N	MoH	NG	Yes
Latvia	National e-Health System	2016 piloting	N	NHS	NG and EU funds	Yes
Malta	National Immunisation Electronic Database	2009	N	MoH and Primary Healthcare	NG	Yes
Netherlands	Præventis	2005	N	NIPH	NG	Yes
Norway	SYSVAK – Norwegian Immunisation Registry	1995	N	NIPH	NG	Yes
Portugal (mainland)	Vacinas	2003 (2017) <sup>a</sup>	S	NIPH and MoH	NG	Yes
Romania	National Electronic Registry of Immunization	2011	N	NIPH and MoH	NG	Yes
Slovakia	National Health Information System	Unknown, piloting	N	NHIC	NG and EU funds	NA
Spain (Andalucía)	Módulo de vacunas DIRAYA	2016	S	RHA	RG	Yes
Sweden	National Vaccination Registry	2013	N	NIPH	NIPH	No
United Kingdom (England)	Child Health Information System	Late 1980s	S	RHA	NG	No <sup>b</sup>

ECDC: European Centre for Disease Control and Prevention; IIS: Immunisation Information System; EU/EEA: European Union/European Economic Area; MoH: Ministry of Health; NA: not applicable; NG: national government; NIPH: National Institute of Public Health; NHIC: National Health Information Centre; NHS: National Health Service (subordinate to MoH); RG: regional government; RHA: regional health authority; US CDC: United States Centers for Disease Control and Prevention.

<sup>a</sup> An IIS is in place in mainland Portugal since 2003 (SINUS). A new system, Vacinas, is being piloted that will include additional features to the SINUS system.

<sup>b</sup> Some subnational systems in the United Kingdom (England) fit the US CDC definition while others do not.

audit the quality of the data in the IIS was not captured in this survey.

When a vaccine is administered, vaccination information is entered into the IIS in real-time in Denmark, Iceland, Malta, Norway, Portugal (mainland), Spain (Andalucía), Sweden and the UK (England).

### Use for surveillance purposes

In order to estimate vaccination coverage nine countries of 15 use the civil population registry as the source of denominator data for the IIS. Germany, Hungary, Portugal (mainland) and Spain (Andalucía) use healthcare registries as the denominator. In Ireland

the number is manually obtained from the school census and Romania uses the number of newborn children from maternity hospitals. Information on vaccine coverage denominator was missing for Latvia.

In order to compute aggregated vaccination uptake on the smallest administrative area, eight countries of 16 used nomenclature of territorial units for statistics (NUTS) 3 [22] and Hungary computed on NUTS 1. Seven countries were able to calculate coverage below NUTS 3: Sweden and Denmark could compute data at municipality level, Belgium (Flanders), Iceland and the Netherlands at postal code level, and Portugal (mainland) as well as Finland at healthcare centres' level.

Six countries of 16 can use their systems to record adverse events following immunisation (AEFI). In Belgium (Flanders), AEFIs can be added and marked in colour, so at the time of future vaccination when the provider goes online this can clearly be seen. In two countries (Ireland and Latvia) the system is used for routine passive reporting of AEFIs to health authorities. In Portugal (mainland), the system allows recording of AEFIs, however reporting to fulfil regulatory requirements is done through another system.

Eleven countries can link their IIS with various health outcome registers. For five countries some of these registers are integrated within the IIS and for the other six countries linkage with other health outcome registers is either routinely carried out or performed for specific purposes. Thirteen of 14 countries allow public health organisations to use IIS data for research, such as in vaccine effectiveness studies and safety studies. Latvia has not yet defined this and there was no information from Spain (Andalucía) for this question. In five of these 14, other non-public health organisations can have access to the IIS data for research.

Ten countries can use their IIS to identify unvaccinated individuals in the event of an outbreak.

#### Use for management purposes

Five of 16 countries (Latvia, Malta, the Netherlands, Portugal (mainland) and the UK (England)), have automated systems that can send reminders to people who are due to get vaccinated. The systems in Latvia, Spain (Andalucía), Portugal (mainland) and the UK (England) can send automatic reminders to the vaccine provider to call a patient for the next vaccination.

In five of 15 countries (Denmark, Iceland, Latvia, Norway and Portugal (mainland)), the vaccine recipient or guardian has access to the IIS. There was no information available for Hungary for this question. These five countries, plus Belgium (Flanders), also provide vaccine recipients with the ability to independently obtain an individual immunisation history that is accepted as an official immunisation record directly through the IIS or through an exchange platform.

Regarding outputs from IIS systems, five of 16 countries have a system that allows vaccine providers to identify which vaccines to administer based on the recipient's age, previous vaccination, allergies, travel and risk factors. In Belgium (Flanders), Portugal (mainland) and Spain (Andalucía), the IIS can be used to communicate information on new vaccines, updated policies, safety concerns and out-of-stock situations to vaccine providers. Thirteen countries can use it to identify individuals who are incompletely vaccinated according to age and ten countries can use it to record reasons for refusing vaccination.

#### Challenges in implementation

Countries had encountered a number of challenges during the different phases of IIS implementation.

The most common challenges faced during the decision to set up an IIS were a lack of human resources (12/15 – no answer from Spain (Andalucía) and a lack of funding (11/15 – no answer from Spain (Andalucía)), followed by issues relating to data protection (9/14 – no answer from UK (England) and Spain (Andalucía)).

During the design phase, challenges faced by most countries included defining the functions required by the system (12/15 – no answer from UK (England)) and a lack of standards to provide a point of reference for developing the system (10/15 – no answer from UK (England)), and defining the core dataset of information to be collected (10/15 – no answer from UK (England)).

During the early use phase (those countries that were piloting IIS were asked to leave this section blank), the main issues encountered included training vaccine providers to use the system (10/14 – Latvia piloting, no answer from UK (England)), validation of data entered by different users (9/13 – Latvia piloting, no answer from Malta and UK (England)) and quality control of data completeness (9/13 – Latvia piloting, no answer from Malta and UK (England)).

For the nine countries with no IIS in place or in the initial stages of implementation and who answered the brief survey, the main challenges were a lack of standards (7/8 – no answer from Austria), data protection issues (7/9) and issues relating to governance and ownership of the system (6/8 – no answer from Austria).

#### Discussion

The findings of the survey provide information on the extent of IIS implementation and systems functionalities in 27 EU/EEA countries. Most EU/EEA countries either have an operational IIS or are piloting one. Of the countries who have no systems in operation, Estonia, Luxembourg and Slovenia all have concrete plans to implement an IIS as part of their larger eHealth strategies in the coming years and Cyprus plans to implement a system as part of the new National Health System [23]. This wide scale implementation of IIS is a major achievement and represents a substantial step towards improving the delivery and the monitoring of vaccination programmes in the EU/EEA as part of a broader strengthening of health service capacity.

Monitoring vaccination programmes relies not only on accurate and complete denominators and numerators for calculating vaccination coverage but also ensuring that the data captured in the system is reliable. The quality of data contained in each of the IIS in operation was not assessed through this survey. However, in regards to the source used for denominator data, an IIS that is populated automatically from birth and civil population registers, from national health insurance

**TABLE 3**

Population included, recording of individuals and vaccinations in the IIS of EU/EEA countries, 2016 (n = 16 countries)

Country	Does the IIS record whole-of-life vaccination data?	Each immunised individual is recorded with a unique UI?	Does the IIS use the UI given to citizens at birth or immigration?	Can vaccinations administered in the past be recorded?	Can vaccinations administered abroad be recorded?	Are vaccination data entered selected from a list?
Belgium (Flanders)	Yes	Yes	Yes	Yes	Yes	Yes
Denmark	Yes	Yes	Yes	Yes	Yes	Yes
Finland	Yes	Yes	Yes	Yes	Yes	Yes
Germany	Yes	Yes	No	No	No	Yes
Hungary	No	Yes	No	Yes	Yes	No
Iceland	Yes	Yes	Yes	Yes	Yes	Yes
Ireland	No	Yes	No	Yes	No	Yes
Latvia	Yes	Yes	Yes	Yes	Yes	Yes
Malta	Yes	Yes	Yes	Yes	Yes	Yes
Netherlands	No	Yes	Yes	Yes	Yes	Yes
Norway	Yes	Yes	Yes	Yes	Yes	Yes
Portugal (mainland)	Yes	Yes	No	Yes	Yes	Yes
Romania	No	Yes	No	Yes	Yes	Yes
Spain (Andalucía)	Yes	Yes	Yes	Yes	Yes	Yes
Sweden	No	Yes	Yes	No	No	Yes
United Kingdom (England)	No	Yes	Yes	Yes	Yes	Yes

IIS: Immunisation Information Systems; UI: unique identifier.

schemes or school registration is more likely to be complete. The countries who responded to the survey were advanced in this area. All countries used either the civil population registry, healthcare registries, school census or number of newborn children from maternity hospitals as data sources. All countries were also able to estimate coverage at subnational levels. In Finland and Portugal (mainland) for example, coverage can be assessed for populations with the same postal code and for populations using the same healthcare centre. At a population level, it is particularly important to be able to assess coverage in areas that are at high risk for low vaccination uptake. For example, in the Netherlands, the IIS can monitor coverage in areas of known low vaccination coverage, such as the 'Bible Belt' area, so as to adapt interventions [24].

For the numerator, the recording of vaccinations and vaccine details are also critical pieces of information required for coverage calculation. To minimise errors, manual data entry of vaccine details should be avoided. All the countries can validate the data entered into the IIS through methods such as bar code readers (e.g. in Spain (Andalucía)), drop-down menus to select from a pre-defined list of vaccines (in 15 countries), linking to a product database (e.g. in Finland and Hungary) or uploading from electronic medical records by web services (e.g. in Belgium (Flanders)). This is another major strength of the systems operating in the EU/EEA in that they do not rely on manual data entry to capture information on vaccinations received.

In regards to the characteristics of an IIS it is desired that the data captured in the IIS are complete, timely and of high quality. To ensure completeness, the IIS should ideally be populated with data from all vaccine delivery sites (whether public or private providers), they should cover the entire population and hold information on all vaccines recommended by health authorities regardless of funding. Many countries' systems only capture vaccines provided in public health services and for those vaccines that are recommended and funded under the national immunisation schedule. To ensure timeliness and reduce underreporting it is essential that the time between vaccination and the information being entered into the IIS is minimised so that the information is in real-time. This is particularly relevant during emergency situations [25] or outbreaks when the prompt identification of unvaccinated people is necessary [26]. Systems in Belgium (Flanders), Denmark, Finland, Germany, Iceland, Latvia, Malta, Norway, Portugal (mainland) and Spain (Andalucía) allow for life-course vaccination information to be recorded. In 14 countries it is also possible to add vaccinations that were administered before the implementation of the IIS.

The IIS can also be used as a tool for informing public health decisions and research beyond vaccination coverage. The IIS constitutes large datasets that can be used in pharmaco-epidemiological studies to assess vaccine safety and effectiveness. Interoperability of the IIS with other health information systems has been used in studies such as the investigation of narcolepsy

with pandemic influenza vaccination in Finland [27]; and similarly to investigate and provide reassurances following signals or claims of adverse effects, such as the investigation of the occurrence of adverse events affecting adolescents girls after human papillomavirus (HPV) vaccination in Sweden and Denmark [28]; the association of thimerosal-containing vaccines and autism in Denmark [29]; and the investigation of vaccines and auto-immune disorders in France [27].

Other important features of an IIS include automated reminder/recall, access and education. At present, systems in Latvia, Malta, the Netherlands, Portugal (mainland) and the UK (England) can send reminders to people who are due to get vaccinated and the systems in Latvia, Portugal (mainland), Spain (Andalucía) and the UK (England) can send automatic reminders to the vaccine provider to call a patient for the next vaccination. Providing public access to the IIS and allowing vaccine recipients to print immunisation records are valuable features. Vaccine recipients can view their records in the IIS in six countries (Denmark, Iceland, Latvia, Malta, Norway and Portugal (mainland)). Six countries allow recipients to directly access an official immunisation record through the IIS. By providing vaccine recipients with some level of ownership over their records and having online access to information on particular vaccines and the disease they protect against may be beneficial to the uptake of vaccination. Such systems also provide the opportunity for being used as educational tools for both vaccine providers and recipients. This can be done by including an easily accessible platform that provides clear information and visualisation of data, using, for example, dashboards. The systems in Denmark and Norway are linked to a web-based application that allows users to visualise in real-time the coverage at communal level with a graphical snapshot of current or historical vaccination coverage trends. This can be useful for informing interventions and raising community awareness.

The implementation of an IIS is a significant commitment at national and subnational levels in terms of financial investment to cover both human resources and technology developments as well as ensuring supportive legislation to allow for personal data to be recorded and used. Some of the challenges identified through the survey include the need for human resources and funding. Other challenges brought forward included the lack of standards. ECDC is well-placed to facilitate such exchange and collaboration in a more systematic way such as supporting EU countries in developing and agreeing to a minimal set of functionalities for an IIS, as a reference to help countries with IIS in the development phase. ECDC could also help in identifying lessons to be learned from other countries outside the EU/EEA. In the US, individuals and organisations with an interest in IIS have formed the American Immunization Register Association (AIRA), which in collaboration with the US CDC, has published platform neutral IIS best practices and standards [30].

Also the experience gathered from other countries outside of the EU with long-standing experience in IIS such as Australia and Canada will serve the EU setting. The Australian Immunisation Register was established in 1996 initially to record vaccinations given to Australian children up to seven years of age. In January 2016 the register was expanded to include vaccination history for adolescents up to the age of 20. It then further progressed later in 2016 to capture all vaccines given as part of the national immunisation programme given to people of all ages and thereby provides a whole of life immunisation history [31].

The survey had some limitations. First, the survey did not include interviews with immunisation programme managers or other key stakeholders, such as decision-makers, programme and IT staff, which would have been useful to provide a more detailed overall picture of the IIS in countries surveyed. Second, the survey did not cover the transition period from paper-based to electronic registries. Last, the survey did not cover in detail the measures that countries use to audit the quality of the data in the IIS, such as the use of a paper-based questionnaire to compare with the data captured in the IIS. Despite these limitations this survey has provided critical information about systems across the EU/EEA and can be used as a further step for in-depth assessment of system performance. The survey also provided key information about the challenges and barriers that countries faced at different stages of implementation of the IIS. Sharing this knowledge and lessons learnt can potentially assist countries to overcome these issues especially those countries that are in the early stages of developing/using an IIS or are planning to implement a system in the future.

## Conclusions

Within the EU/EEA, countries vary considerably with respect to recommended vaccines, organisation of health services, mandate of public health agencies, legislation on confidentiality and other relevant factors. Despite this, the exchange of information and experience between national programmes has been useful in the development of IIS in many EU/EEA countries.

The setting up of an IIS is an important commitment for countries and requires careful planning of resources and time. ECDC can play an important role in bringing together key stakeholders, defining common areas of work and challenges, and facilitating exchange of knowledge and experience in order to support countries to implement or upgrade an IIS. The current focus on eHealth in the EU and at national level provides the perfect opportunity for IIS to become an integral part of electronic health systems.

## Acknowledgements

We would like to thank Cristina Giambi and Paolo D'Ancona for providing input to the survey questionnaire. We would like to thank Vladimir Mikic and Alexei Ceban for their support in

the survey analysis. We would like to thank ECDC National and Operational Focal points for Vaccine-Preventable Diseases in the EU/EEA.

### Conflict of interest

None declared.

### Authors' contributions

Tarik Derrough coordinated and drafted the survey, contributed to the analysis and drafted the manuscript. Kate Olsson and Vincenza Gianfredi analysed the survey and drafting of the manuscript. Francois Simondon and Harald Hejbel provided extensive reviews of the manuscript. Niklas Danielsson contributed to survey and to the manuscript. Lucia Pastore-Celentano and Piotr Kramarz contributed to revising the manuscript, providing substantial intellectual input. All authors have read and approved the manuscript.

### References

- Centers for Disease Control Prevention (CDC). About Immunization Information Systems. Atlanta: CDC; 2012 May 15 [Accessed 18 Oct 2016]. Available from: <http://www.cdc.gov/vaccines/programs/iis/about.html>
- World Health Organisation (WHO). WHO/UNICEF Joint Reporting Process. Geneva: WHO; 2013 [Accessed 18 Oct 2016]. Available from: [http://www.who.int/immunization/monitoring\\_surveillance/routine/reporting/reporting/en/](http://www.who.int/immunization/monitoring_surveillance/routine/reporting/reporting/en/)
- European Medicines Agency (EMA). Post-authorisation safety studies (PASS) [internet]. London: EMA. [Accessed 18 Oct 2016]. Available from: [http://www.ema.europa.eu/ema/index.jsp?curl=pages/regulation/document\\_listing/document\\_listing\\_000377.jsp&mid=WC0b01ac058066e979](http://www.ema.europa.eu/ema/index.jsp?curl=pages/regulation/document_listing/document_listing_000377.jsp&mid=WC0b01ac058066e979)
- Guthmann JP, Fonteneau L, Bonmarin I, Lévy-Bruhl D. Influenza vaccination coverage one year after the A(H1N1) influenza pandemic, France, 2010-2011. *Vaccine*. 2012;30(6):995-7. DOI: 10.1016/j.vaccine.2011.12.011 PMID: 22178520
- Poggensee G, Reuss A, Reiter S, Siedler A. Überblick und Bewertung der verfügbaren Datenquellen zur Inzidenz impfpräventabler Krankheiten, zum Durchimpfungsgrad und zum Immunstatus in Deutschland. [Overview and assessment of available data sources to determine incidence of vaccine preventable diseases, vaccination coverage, and immune status in Germany]. *Bundesgesundheitsblatt Gesundheitsforschung Gesundheitsschutz*. 2009;52(11):1019-28. DOI: 10.1007/s00103-009-0952-z PMID: 19823785
- Fonteneau L, Urcun JM, Guthmann JP, Collet M, Neulat N, Bristol-Gauzy P, et al. Couverture vaccinale des enfants âgés de 6 ans, scolarisés en grande section de maternelle, France, 2005-2006. [Vaccination coverage in 6-year-old preschool children, France, 2005-2006]. *Arch Pediatr*. 2013;20(3):241-7. DOI: 10.1016/j.arcped.2012.12.019 PMID: 23375080
- Schuck-Paim C, Taylor R, Lindley D, Klugman KP, Simonsen L. Use of near-real-time medical claims data to generate timely vaccine coverage estimates in the US: the dynamics of PCV13 vaccine uptake. *Vaccine*. 2013;31(50):5983-8. DOI: 10.1016/j.vaccine.2013.10.038 PMID: 24144470
- Rieck T, Feig M, Eckmanns T, Benzler J, Siedler A, Wichmann O. Vaccination coverage among children in Germany estimated by analysis of health insurance claims data. *Hum Vaccin Immunother*. 2014;10(2):476-84. DOI: 10.4161/hv.26986 PMID: 24192604
- Bielicki JA, Achermann R, Berger C. Timing of measles immunization and effective population vaccine coverage. *Pediatrics*. 2012;130(3):e600-6. DOI: 10.1542/peds.2012-0132 PMID: 22908102
- Cutts FT, Claquin P, Danovaro-Holliday MC, Rhoda DA. Monitoring vaccination coverage: Defining the role of surveys. *Vaccine*. 2016;34(35):4103-9. DOI: 10.1016/j.vaccine.2016.06.053 PMID: 27349841
- Svanström H, Callréus T, Hviid A. Temporal data mining for adverse events following immunization in nationwide Danish healthcare databases. *Drug Saf*. 2010;33(11):1015-25. DOI: 10.2165/11537630-000000000-00000 PMID: 20925439
- Nohynek H, Baum U, Syrjänen R, Ikonen N, Sundman J, Jokinen J. Effectiveness of the live attenuated and the inactivated influenza vaccine in two-year-olds - a nationwide cohort study Finland, influenza season 2015/16. *Euro Surveill*. 2016;21(38):30346. DOI: 10.2807/1560-7917.ES.2016.21.38.30346 PMID: 27684447
- Amirthalingam G, Andrews N, Campbell H, Ribeiro S, Kara E, Donegan K, et al. Effectiveness of maternal pertussis vaccination in England: an observational study. *Lancet*. 2014;384(9953):1521-8. DOI: 10.1016/S0140-6736(14)60686-3 PMID: 25037990
- Community Preventive Services Task Force. Recommendation for use of immunization information systems to increase vaccination rates. *J Public Health Manag Pract*. 2015;21(3):249-52. PMID: 24912083
- World Health Organisation (WHO). European Vaccine Action Plan 2015 - 2020. Geneva:WHO; 2014. [Accessed 10 May 2016]. Available from: [http://www.euro.who.int/\\_data/assets/pdf\\_file/0007/255679/WHO\\_EVAP\\_UK\\_v30\\_WEBx.pdf?ua=1](http://www.euro.who.int/_data/assets/pdf_file/0007/255679/WHO_EVAP_UK_v30_WEBx.pdf?ua=1)
- Council of the European Union. Council conclusions on Childhood immunisation: successes and challenges of European childhood immunisation and the way forward. Brussels: Council of the European Union; 2011 June 6 [Accessed 18 Oct 2016]. Available from: [http://www.consilium.europa.eu/uedocs/cms\\_Data/docs/pressdata/en/lsa/122391.pdf](http://www.consilium.europa.eu/uedocs/cms_Data/docs/pressdata/en/lsa/122391.pdf)
- Council of the European Union. Council conclusions on vaccinations as an effective tool in public health. Brussels: Council of the European Union; 2014 Dec 1 [Accessed 18 Oct 2016]. Available from: [http://www.consilium.europa.eu/uedocs/cms\\_data/docs/pressdata/en/lsa/145973.pdf](http://www.consilium.europa.eu/uedocs/cms_data/docs/pressdata/en/lsa/145973.pdf)
- Pebody R. Vaccine registers--experiences from Europe and elsewhere. *Euro Surveill*. 2012;17(17):1. PMID: 22551493
- Vaccine European New Integrated Collaboration Effort. Survey on Functional Standards for Computerised Immunisation Registries in Europe 2008. 2008. [Accessed 18 Oct 2016]. Available from: [http://venice.cineca.org/Final\\_Report\\_Functional\\_Standards\\_v1.o\\_.pdf](http://venice.cineca.org/Final_Report_Functional_Standards_v1.o_.pdf)
- European Centre for Disease Prevention and Control (ECDC). Immunisation information systems in the EU and EEA - Results of a survey on implementation and system characteristics. Stockholm: ECDC; 2017. Available from: <http://ecdc.europa.eu/en/publications/Publications/immunisation-systems.pdf>
- European Commission. EU Survey [internet]. 2016. [Accessed 19 Oct 2016]. Available from: <https://ec.europa.eu/eusurvey/home/welcome>
- European Commission. eurostat - Your key to European statistics. 2016. [Accessed 20 Oct 2016]. Available from: <http://ec.europa.eu/eurostat/web/nuts/overview>
- Nacionalni inštitut za javno zdravje [National Institute for Public Health]. Elektronski register cepljenih oseb in neželenih učinkov po cepljenju - eRCO. [The electronic register of persons who are vaccinated and adverse events following vaccination], [internet]. 2017 Jan 21 [Accessed 29 Mar 2017]. Available from: <http://www.nijz.si/sl/elektronski-register-cepljenih-oseb-in-nezelenih-ucinkov-po-cepljenju-erco>
- van Lier EAOP, Giesbers H, van Vliet JA, Drijfhout IH, Zonnenberg-Hoff IF, de Melker HE. Immunisation coverage National Immunisation Programme (NIP) in the Netherlands: Year of report 2016. 2016 [Accessed 19 Oct 2016]. Available from: [http://www.rivm.nl/en/Documents\\_and\\_publications/Scientific/Reports/2016/juni/Immunisation\\_coverage\\_National\\_Immunisation\\_Programme\\_NIP\\_in\\_the\\_Netherlands\\_Year\\_of\\_report\\_2016](http://www.rivm.nl/en/Documents_and_publications/Scientific/Reports/2016/juni/Immunisation_coverage_National_Immunisation_Programme_NIP_in_the_Netherlands_Year_of_report_2016)
- Urquhart GA, Williams W, Tobias J, Welch FJ. Immunization information systems use during a public health emergency in the United States. *J Public Health Manag Pract*. 2007;13(5):481-5. DOI: 10.1097/01.PHH.0000285201.54426.0c PMID: 17762693
- Gahr P, DeVries AS, Wallace G, Miller C, Kenyon C, Sweet K, et al. An outbreak of measles in an undervaccinated community. *Pediatrics*. 2014;134(1):e220-8. DOI: 10.1542/peds.2013-4260 PMID: 24913790
- Nohynek H, Jokinen J, Partinen M, Vaarala O, Kirjavainen T, Sundman J, et al. AS03 adjuvanted AH1N1 vaccine associated with an abrupt increase in the incidence of childhood narcolepsy in Finland. *PLoS One*. 2012;7(3):e33536. DOI: 10.1371/journal.pone.0033536 PMID: 22470453
- Arnhem-Dahlström L, Pasternak B, Svanström H, Sparén P, Hviid A. Autoimmune, neurological, and venous thromboembolic adverse events after immunisation of adolescent girls with quadrivalent human papillomavirus vaccine in Denmark and Sweden: cohort study. *BMJ*. 2013;347(Oct 9 4):f5906. DOI: 10.1136/bmj.f5906 PMID: 24108159
- Hviid A, Stellfeld M, Wohlfahrt J, Melbye M. Association between thimerosal-containing vaccine and autism. *JAMA*. 2003;290(13):1763-6. DOI: 10.1001/jama.290.13.1763 PMID: 14519711



30. American Immunization Registry Association. About AIRA. 2016 [Accessed 19 Oct 2016]. Available from: <http://www.immregistries.org/about-aira>
31. Australian Government Department of Health. Australian Immunisation Registers. 2016 Dec. 19 [Accessed 30 Mar 2017]. Available from: <http://immunise.health.gov.au/internet/immunise/publishing.nsf/Content/about-immunisation-registers>

### **License and copyright**

This is an open-access article distributed under the terms of the Creative Commons Attribution (CC BY 4.0) Licence. You may share and adapt the material, but must give appropriate credit to the source, provide a link to the licence, and indicate if changes were made.

This article is copyright of the authors, 2017.

# Assessing varicella vaccine effectiveness and its influencing factors using health insurance claims data, Germany, 2006 to 2015

T Rieck<sup>1,2</sup>, M Feig<sup>1</sup>, M an der Heiden<sup>1</sup>, A Siedler<sup>1</sup>, O Wichmann<sup>1</sup>

1. Robert Koch Institute, Department for Infectious Disease Epidemiology, Berlin, Germany

2. Charité - University Medicine Berlin, Berlin, Germany

Correspondence: Thorsten Rieck (rieckt@rki.de)

## Citation style for this article:

Rieck T, Feig M, an der Heiden M, Siedler A, Wichmann O. Assessing varicella vaccine effectiveness and its influencing factors using health insurance claims data, Germany, 2006 to 2015. *Euro Surveill.* 2017;22(17):pii=30521. DOI: <http://dx.doi.org/10.2807/1560-7917.ES.2017.22.17.30521>

Article submitted on 15 November 2016 / accepted on 06 April 2017 / published on 27 April 2017

In Germany, routine childhood varicella vaccination was implemented in 2004 with two doses recommended since 2009. We used an immunisation information system based on countrywide health insurance claims data to analyse vaccine effectiveness (VE) and factors influencing VE. We applied proportional hazard models to estimate VE under various conditions and compared the risk of acquiring varicella among unvaccinated children in regions with high vs low vaccination coverage (VC). Among 1.4 million children we identified 29,404 varicella cases over a maximum follow-up of 8 years post-vaccination. One-dose VE was 81.9% (95% confidence interval (CI): 81.4–82.5), two-dose VE 94.4% (95% CI: 94.2–94.6). With dose one given 1–27 days after measles-containing vaccine (MCV), one-dose VE was 32.2% (95% CI: 10.4–48.6), two-dose VE 92.8% (95% CI: 84.8–96.6). VE was not associated with age at vaccination (11–14 vs ≥15 months), time since vaccination, or vaccine type. Unvaccinated children had a twofold higher risk of acquiring varicella in low VC regions. Our system generated valuable data, showing that two-dose varicella vaccination provides good protection for at least 8 years. Unvaccinated children benefit from herd effects. When the first varicella vaccine dose is given shortly after MCV, a second dose is essential.

## Introduction

Immunisation Information Systems (IIS) are defined by the Centers for Disease Control and Prevention as confidential, population-based, computerised databases that record all immunisation doses administered by participating providers to persons residing within a given geopolitical area [1]. At the point of clinical care, IIS may support vaccination providers in decision-making towards appropriate individual vaccinations. At the population level, IIS provide aggregate data on vaccinations for use in surveillance and programme operations, and in guiding public health

action with the goals of improving vaccination rates and reducing vaccine-preventable disease. In 2004, Germany started to implement a nationwide IIS for the monitoring of vaccination coverage (VC) and selected vaccine-preventable diseases based on health insurance claims data. The German IIS covers the statutory health-insured population (ca 85% of the total population in Germany) and has proved to be a reliable source of VC data [2–5]. Moreover, the data were used to estimate the incidence of selected vaccine-preventable diseases such as measles, mumps and herpes zoster in Germany [6–8]. Varicella is primarily clinically diagnosed [9], thus the German IIS seems suitable for the identification of varicella cases in the population.

Germany is one of the few countries worldwide that has introduced routine childhood varicella vaccination [10]. Since 2004, single-dose varicella vaccination has been recommended for all children aged 11–14 months. Two single-compound varicella vaccines (VAR; Varivax, Sanofi Pasteur MSD; Varilrix, GlaxoSmithKline) were initially available. In 2006, a combined measles-mumps-rubella-(MMR)-varicella vaccine (MMRV; Priorix-Tetra, GlaxoSmithKline) was licensed with a two-dose schedule. A universal two-dose schedule has been recommended since 2009 targeting children with the second dose at age 15–23 months. Since 2011, the first immunisation has been given preferably as two separate injections of VAR and MMR due to higher rates of febrile seizures following immunisation with MMRV [11]. Catch-up vaccinations are recommended until 17 years of age.

The impact of routine varicella vaccination was initially monitored in a countrywide physician-based sentinel system. Sentinel data indicated a continuous overall 84% decrease of varicella cases per sentinel site between 2005 and 2012, most dominantly among 1–4 year-olds [12]. Based on data from the IIS, VC in

24-month-old children increased nationwide in subsequent birth cohorts 2004–2009 from 43% to 87% (at least one dose) and from 1% to 64% (two doses) [3], whereas in the federal state of Saxony, varicella VC increased from 33% to 76% (at least one dose) and from <1% to 24% (two doses). Within each birth cohort, the lowest VC was identified in the federal state of Saxony.

Several post-marketing studies on varicella vaccine effectiveness (VE) have been published [13–22]. However, of these, only few studies assessed the effectiveness of two doses [13–16]. In addition, little is known about the duration of vaccine-induced protection and the optimal age for vaccination [17–19]. Finally, there is little evidence on the minimum time interval between the first and second varicella vaccine dose as well as between varicella and measles-virus containing vaccines (MCV) [18,20].

We used data from the German IIS with the objectives to estimate dose-specific VE against all varicella, varicella-associated complications and varicella without complications, and to investigate factors that might influence VE, such as age at vaccination, time interval between varicella and MCV doses, type of vaccine, and time since vaccination (TSV). Furthermore, we aimed to quantify the degree of herd protection that is conferred in regions with high vs low VC.

## Methods

### Dataflow and database

Data were generated and collected within the German IIS, also called the 'Associations of Statutory Health Insurance Physicians (ASHIPs) vaccination monitoring project'. The system has been described in detail previously [3]. In brief, ASHIPs regularly receive insurance refund claims from all ASHIP-associated physicians for outpatient medical services provided to those covered by statutory health insurance. These claims data include all recommended vaccinations and diagnosed diseases. The latter have to be documented in order to justify medical services. Approximately 85% of the population in Germany is covered by statutory health insurance. The remainder are mainly privately insured. The administrative regions of most ASHIPs are organised by federal state. Data relevant for the project are extracted from the ASHIPs' databases and anonymised. Data are quarterly transferred to the Robert Koch Institute (RKI, German national public health institute), and imported into a central database. Since 2006, the database contains patient information, data on vaccinations and diagnoses of selected vaccine-preventable diseases, and since 2008, dates of individuals' physician consultations (Table 1).

### Data protection

The Federal Commissioner for Data Protection and Freedom of Information in Germany has approved the ASHIP vaccination monitoring project.

### Sampling and data preparation

The unique patient identifier in the anonymised data is generated differently between ASHIPs. Therefore, medical services received by a single patient can only be assigned to a unique patient identifier in the data anonymised by a single ASHIP but not by different ASHIPs. As a consequence, we would identify an individual receiving the first varicella vaccine dose in one ASHIP region and the second dose in another region (e.g. due to moving into another federal state) as two individuals in the central database, both with incomplete vaccination series. For this reason, we selected individuals according to inclusion criteria as described previously [2,3]: Any individual (i) born between January 2006 and October 2013, (ii) receiving any vaccination (i.e. not necessarily varicella) soon after birth at 0–4 months of age, (iii) with contact with a physician within the second half of 2015, (iv) residing at the time points of (ii) and (iii) in the region of the ASHIP that transferred the data, and (v) born in an ASHIP region where diagnosis information was available and specific vaccination claim codes for varicella vaccines had been introduced since birth. Within this sampling period, i.e. from birth to the second half of 2015, the actual analysis time in the follow-up period went from the quarter in which the child turned 11 months until June 2015 at maximum. We assumed included children presented at physicians exclusively within their associated ASHIP region during the follow-up period because both in the beginning and in the end of the period, physician contacts were documented within their resident ASHIP region.

Data from 12 of 17 ASHIP regions were analysed, starting from either birth cohort 2006 (ASHIPs Brandenburg, Hamburg, Mecklenburg-West Pomerania, Lower Saxony, Saarland, Saxony-Anhalt, Schleswig-Holstein, Thuringia) or later birth cohorts due to late introduction of MMRV-specific claim codes, i.e. birth cohort 2007 (ASHIP Saxony) or 2008 (ASHIPs Baden-Württemberg, North Rhine, Berlin). Data from the remaining ASHIPs were either missing for several years, did not contain the variable 'diagnosis type', or were incomplete regarding physician contacts.

We applied a four-step algorithm to only select confirmed and incident (diagnosis type: current state) varicella diagnoses and to limit these to the earliest and to the most severe varicella diagnosis for each selected patient as described previously [6,7]. Briefly, step 1 excluded incompatible or implausible coding combinations for varicella diagnosis reliability; step 2 excluded observations with diagnosis reliability other than confirmed (i.e. suspected, excluded, recovered); step 3 excluded observations with diagnosis type other than incident (i.e. previous state, unknown, not provided); step 4 limited the data selection to the earliest ICD-10 code per patient while, in addition, keeping the information about the most severe ICD-10 code (within up to one quarter following the initial diagnosis) using the following ranking (in descending order of severity):

varicella with encephalitis, meningitis, pneumonia, other complications, no complications, no further details, with the latter equalling ‘no complications’.

The date of diagnosis was quarter-specific. Therefore, the unit of analysis time used in our models was one quarter of a year. Individual analysis time in the models started with the quarter in which the child turned 11 months of age (i.e. the ‘entry’ in the time-series analysis), and lasted until the last quarter of the follow-up period (i.e. the ‘exit’). We reduced the vaccination date from day-specific to quarter-specific for calculations of analysis time. Children with varicella vaccinations and/or a varicella diagnosis before the entry quarter were excluded from VE analysis. Due to the granularity of the date of diagnosis, we could reliably identify breakthrough infections, defined as varicella infection being diagnosed  $\geq 42$  days post vaccination, only when the vaccine was received at least three quarters preceding the diagnosis. We therefore excluded the first two quarters of analysis time of each vaccination status of a patient in the time-series models. Hence, this excluded patients with half a year or less of analysis time. We also excluded children where sex was not recorded and those with presumably erroneous documented VAR plus MMRV or MMRV plus MMR vaccinations on the same day.

### Data analysis

Individual histories of first and second varicella vaccination and varicella diagnosis were set up for time-series analysis in Stata 13 (StataCorp, US). We used Cox-like piecewise proportional hazard models allowing for the analysis of potentially varying hazard ratios over TSV. We stratified the observations at an individual level into the period of  $>0.5$ – $1.0$  years TSV and seven annual periods from  $>1.0$ – $2.0$  to  $>7.0$ – $8.0$  years TSV to analyse VE by TSV. For all other analyses of VE, we did not stratify the observation periods but performed the analysis over the whole TSV beginning at  $>0.5$  years TSV. The individual analysis time either ended due to censoring or failure, respectively, or stopped with each change of vaccination status while restarting at zero with assigning the patient’s new vaccination status.

We verified the proportional hazard assumption – a prerequisite for modelling Cox regression for time-series data – for each covariate and globally at the stratum level using formal significance tests and graphical evaluation of unscaled and scaled Schoenfeld residuals. Additionally, we performed graphical assessment of proportional hazards using log-log survival curves.

In the Cox regression model we used vaccination status and TSV as the categorical predictor variables. We stratified by sex, year of birth, and ASHIP to ensure comparing children of similar age and region. Strata were weighted using probability weights generated from sex-, birth cohort-, and ASHIP region-specific live-births and sample size (German Federal Statistical

Office; State Office for Information and Technology North Rhine-Westphalia).

We calculated VE as ‘(1-hazard ratio) x 100’, and modelled incremental VE as the additional effectiveness provided by the second dose compared with a single dose ( $[VE_2-VE_1] / [100-VE_1] \times 100$ ). We calculated VE in the whole sample but also by exclusion of children with noncompliant spacing of vaccinations, i.e. varicella vaccinations given 1–27 days after MCV or subsequent varicella vaccine doses administered within 1–27 days. In addition, we built models which were either extended by the inclusion of variables for (i) type of vaccine (VAR, MMRV), (ii) age at first varicella vaccination (11–14 months;  $>15$  months of age), (iii) time to varicella vaccination following MCV (same day as MCV or  $>27$  days after MCV; noncompliant spacing) excluding patients with noncompliant spacing between varicella vaccinations, or (iv) time between first and second varicella vaccination (noncompliant spacing; 28–365 days;  $>1$ – $3$  years;  $>3$  years) excluding patients with noncompliant spacing to MCV. We defined one group of outcome (no complications) as failure and censored the patient in presence of the remaining outcome group (complications) and vice versa to estimate VE for the prevention of varicella-associated complications vs no complications. Using the Wald test, we tested for significant differences of coefficients and their interactions and applied a Bonferroni correction to the p values when multiple testing was performed.

The cumulative baseline hazards in the time-series analyses are the stratum-specific cumulative hazards in unvaccinated children. We used these to estimate morbidity among unvaccinated children stratified by sex, birth cohort and ASHIP. We used linear regression to summarise these cumulative hazards for both Saxony, an area with low VC, and the remaining ASHIP regions. The ratio of these mean cumulative hazards was used to compare the different degree of protection in regions with different VC. The risk  $R(t)$  of acquiring varicella up to time  $t$  can be derived from the cumulative hazard  $H(t)$  by applying the formula

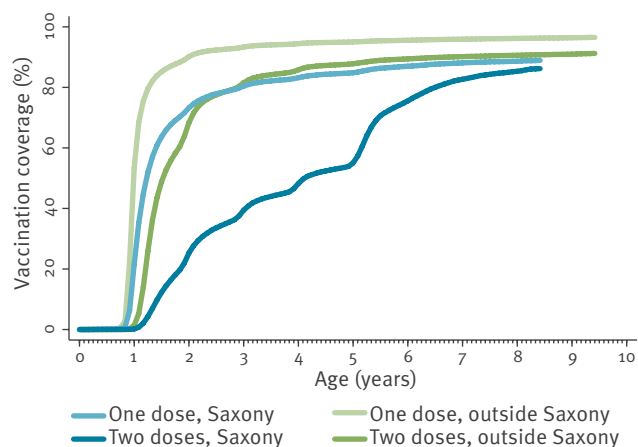
$$R(t) = 1 - e^{-H(t)}$$

In addition, we calculated attack rates from the observational data using probability weights (Pearson test statistics of the survey procedures in Stata) for Saxony and outside Saxony and compared them with each other in a rate ratio. We set the significance level to 0.05.

We calculated longitudinal VC both in Saxony and the remaining ASHIP regions as described previously by counting age-specific doses at an individual level by ASHIP/year of birth/sex and subsequent aggregation to VC by age within and outside Saxony [2,3].

**FIGURE 1**

Cumulative coverage by age in the federal state of Saxony (n = 179,162) and other regions of Germany (n = 1,760,220) for one and two varicella vaccinations for all ASHIPs and birth cohorts selected for time-series analysis to estimate vaccine effectiveness, 2006–2015



ASHIP: Association of Statutory Health Insurance Physicians.

## Results

Between January 2006 and October 2013, a total of 5,294,301 live births were registered in Germany, of which 2,790,220 children (53%) were born in the investigated ASHIP regions and years of birth. Among those, 1,449,411 children (52%) were available for VE analysis (range over regions and years of birth: 35–69%). Their characteristics are given in Table 2.

### Overall vaccine effectiveness

Over the total observation period and after exclusion of children with in-compliant spacing between vaccine doses, VE for one dose (VE1) was 81.9% (95% confidence interval (CI): 81.4–82.5) and significantly lower ( $p < 0.0001$ ) than VE2 with 94.4% (95% CI: 94.2–94.6) (Table 3). The incremental VE of adding a second dose to the first dose was 68.9% (95% CI: 67.5–70.1). Stratified by sex, the VE1 difference was less than 2 percentage points and slightly higher in females as compared with males (82.8% vs 81.1%,  $p = 0.0015$ ); for VE2, the difference was even smaller (94.6% vs 94.2%,  $p = 0.0072$ ). The inclusion of children with in-compliant spacing had nearly no influence on VE (Table 3).

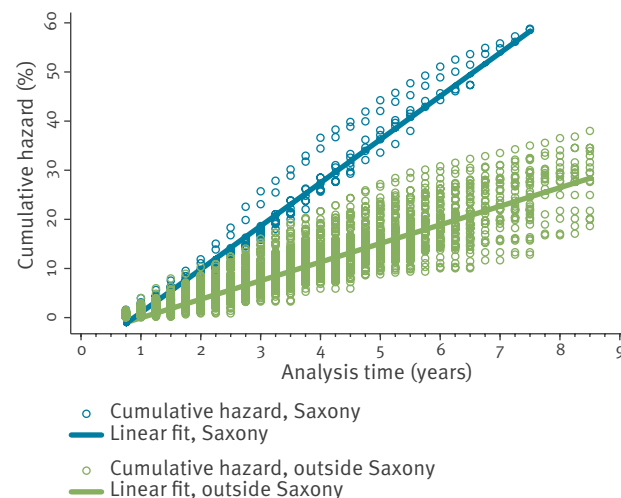
### Vaccine effectiveness by time since vaccination and age

While VE1 increased over time from 79.4% (95% CI: 78.2–80.5) at >0.5–1.0 year TSV to 88.0% (95% CI: 76.6–93.8) at >7.0–8.0 years TSV, VE2 remained stable at >92.0% (Table 4).

Within the first year since vaccination, both VE1 and VE2 were slightly but significantly lower than in the following 3–5 time intervals. When stratifying by vaccine type, VE1 from VAR stayed in the same magnitude

**FIGURE 2**

Cumulative hazard in ASHIP/year of birth/sex strata by analysis time in time-series analysis and linear fit among unvaccinated children in the federal state of Saxony (n = 52,441) and other regions of Germany (n = 223,373), 2006–2015



ASHIP: Association of Statutory Health Insurance Physicians.

Analysis time 0–0.5 years was omitted from hazard analysis. At time = 0, children are ca 11 months.

Linear fit ( $p < 0.001$ , R-squared = 0.94).

over time (80.6% (95% CI: 78.8–82.3) at >0.5–1.0 year TSV; 78.4% (95% CI: 47.7–91.1) at >7.0–8.0 years TSV) whereas VE1 from MMRV increased from 78.0% (95% CI: 76.4–79.5) to 92.0% (95% CI: 78.3–97.1). VE1 did not differ by age at first vaccination (82.1%; 95% CI: 81.4–82.8 in age group 11–14 months and 81.5%; 95% CI: 80.6–82.3 at  $\geq 15$  months; Table 3).

### Effect of time between subsequent live attenuated vaccine doses

A single varicella vaccination given 1–27 days after MCV conferred significantly lower protection (VE1 = 32.2%, 95% CI: 10.4–48.6) than a single dose given simultaneously or >27 days after MCV (80.9%, 95% CI: 80.2–81.5) (Table 3). VE2 was not reduced when only one of the two doses was administered 1–27 days after MCV.

Two varicella vaccinations administered in an interval of 28–365 days gave statistically similar VE2 as vaccinations given 1–27 days, >1–3 years or >3 years apart. The VE2 estimate for varicella vaccinations 1–27 days apart was based on only 305 patients, was ca 8 percentage points lower than with any other time interval and had a wide 95% CI.

### Vaccine effectiveness by vaccine type

We found similar VE1 for VAR and MMRV (82.0% (95% CI: 81.0–82.9) vs 81.7% (95% CI: 81.0–82.4), respectively) (Table 3). VE2 for all combinations of VAR and MMRV as first or second dose were also similar and

ranged between 94.3% (95% CI: 93.9–94.8) and 95.0% (95% CI: 94.3–95.5).

### Protection against complicated vs non-complicated varicella

VE against varicella-associated complications (VE<sub>1</sub>=98.2%, 95% CI: 98.0–98.5; VE<sub>2</sub>=99.5%, 95% CI: 99.4–99.5) was significantly higher than against non-complicated varicella (VE<sub>1</sub>=65.3%, 95% CI: 64.2–66.4; VE<sub>2</sub>=89.3%, 95% CI: 89.0–89.7) with two doses being significantly more effective than a single dose.

### Risk of acquiring varicella among unvaccinated children

VC in Saxony was lower than in other ASHIP regions over the whole age-range covered in the sample; e.g. at 24 months of age VC<sub>1</sub> was 73.2% and VC<sub>2</sub> was 25.3% in Saxony vs 90.1% and 68.3% outside Saxony (Figure 1). The attack rate of varicella in unvaccinated children was 12.6% (95% CI: 12.3–12.9) in Saxony vs 5.8% (95% CI: 5.7–5.9) in other regions translating into a rate ratio of 2.2 (95% CI: 2.1–2.2;  $p < 0.0001$ ). The cumulative hazard and the risk of acquiring varicella among unvaccinated children were around two times higher in Saxony; e.g. after 4 years of analysis time we calculated a ratio of the cumulative hazards of 2.4 and a risk ratio of 2.2 corresponding to a cumulative hazard of 27.4% (95% CI: 27.4–27.5) in Saxony vs 11.3% (95% CI: 11.3–11.3) outside of Saxony, and after 7.5 years of analysis time the ratio of the cumulative hazards was 2.4 and the risk ratio 2.0, corresponding to a cumulative hazard of 58.3% (95% CI: 58.3–58.3) in Saxony vs 24.6% (95% CI: 24.6–24.6) in other regions (Figure 2).

### Discussion

Starting from diagnoses and administered vaccinations as documented in health insurance claims and linked at the individual level, our analysis shows that the German IIS is a potent system for the continuous monitoring not only of VC but also of the effectiveness of vaccination and the impact of vaccination at the population level after widespread use. Our data confirm the additional effect of a second varicella vaccine dose and demonstrate indirect protection of unvaccinated individuals in areas with high VC.

Evidence on the loss of vaccine-induced protection after one dose has been inconclusive in previous studies [17–19]. Our data demonstrate the absence of waning of vaccine-induced protection by one and two doses over at least eight years. However, after the second dose, protection is much higher in each observed time interval after vaccination, with an overall incremental effectiveness of 68.9%. The result for VE<sub>1</sub> is in line with data from a case–control study and a time-series approach in Germany where 86.4% and 83.2% were estimated [21,22]. Our findings are also comparable to the results of a recent German study based on the screening method and to international data from case–control studies where VE<sub>1</sub> and VE<sub>2</sub> were at 80–87% and 97–98%, respectively [13,14,15,23–26]. In

addition, a 2016 meta-analysis of literature published between 1995 and 2014 on VE among healthy children reported similar results with a pooled VE<sub>1</sub> of 81% (95% CI: 78–84) and a pooled VE<sub>2</sub> of 92% (95% CI: 88–95) [27].

We found similar VE<sub>1</sub> irrespective of young or older age at vaccination. Previously, evidence for vaccination at young age as a potential risk factor for vaccine failure has been reported inconclusively [28,29]. Our findings support the current national immunisation scheme recommending the first varicella dose at young age (from as early as 11 months) as recommended in the majority of countries that have adopted varicella vaccination [30].

VE<sub>1</sub> was strongly reduced when the first varicella vaccination was administered with in-compliant spacing to MCV. In contrast, VE<sub>2</sub> estimates were not affected when one of the doses (first or second) were given with in-compliant spacing to MCV. Due to small sample size, VE<sub>2</sub> under the condition of both doses given with in-compliant spacing could not be analysed. A higher risk for varicella due to a short spacing between the administration of MCV and a single varicella vaccine dose has been described previously [29]. Generally, a minimal time interval for the administration of live attenuated vaccines is recommended to avoid potential suppressive effects on the immune response. To our knowledge this has only been studied for vaccinations given up to 4 weeks after MMR vaccinations but not for successive varicella vaccinations [29,31,32]. In contrast to our result that two varicella vaccine doses may compensate the reduced VE of one dose given too early after MCV, the VE<sub>2</sub> point estimate of the 1–27-day time interval between varicella vaccine doses was lower than for longer intervals. However, the sample size was small and the decrease was statistically non-significant. Still, this might indicate that a short spacing of subsequent varicella vaccinations negatively affects VE. This is of particular importance for accelerated schedules in situations like outbreaks, urgent catch-ups and for rapid immunisations before travelling. Overall, simultaneous administration of MCV and varicella vaccine or a time interval >27 days between these vaccinations or between subsequent varicella vaccinations seemed to confer optimal protection against varicella. We found no significant difference in VE<sub>2</sub> in all investigated time intervals >27 days up to >3 years between varicella doses, indicating that different national or regional recommendations regarding this interval will lead to similar VE<sub>2</sub>. This observation and our result that vaccine-induced protection is not waning, support the current recommendation in Germany for a second dose given early in childhood.

We found no statistical difference in VE from single-compound vs combined vaccines, neither for one dose nor in any two-dose combination. Also at the level of point estimates, VE was virtually similar. Although Spackova et al. identified differences in relative risk

**TABLE 1**

Database content relevant to varicella disease and vaccination in the German Associations of Statutory Health Insurance Physicians vaccination monitoring project

Patient information	
Anonymised unique identifier	
Month/year of birth	
Sex	
County of residence	
Vaccination information	
Claim codes of all recommended vaccinations (antigen or antigen combination specific)	
Date of vaccination	
Diagnosis information	
Varicella-specific ICD-10 codes [38]	Bo1. Varicella [chickenpox] Bo1.0 Varicella meningitis Bo1.1 Varicella encephalitis Bo1.2 Varicella pneumonia Bo1.8 Varicella with other complications Bo1.9 Varicella without complication
Diagnosis type	Current state Previous state Unknown Not provided
Diagnosis reliability	Suspected Confirmed Recovered Excluded
Quarter and year of diagnosis	
Physician contact information	
Physician's ASHIP	
Date of patients' first contact per quarter and medical specialisation	

ICD-10: International Classification of Diseases, 10th revision [38]; ASHIP: Associations of Statutory Health Insurance Physicians.

point estimates for breakthrough infections by type of vaccine, their findings concerning the use of two single-compound vaccines and MMRV were non-significant [16]. Our finding shows that in particular the currently recommended combination of VAR followed by MMRV in Germany confers the same protection as any other combination.

Our results show that a single dose better protects against a more serious course of infection than against mild varicella. A second dose only adds a small additional benefit in this regard. Our results point towards the same direction as the results of previous observations, although the observed endpoints were different (recorded codes of diagnosis in our study vs observed symptoms or number of lesions in other studies) [27].

We found an around twofold higher attack rate and risk of acquiring varicella in unvaccinated children in Saxony vs other ASHIP regions. Saxony has a much lower VC for both first and second dose varicella vaccination than any other ASHIP region in Germany. Similar findings are annually published based on cross-sectional

**TABLE 2**

Data characteristics of individuals analysed in the time-series models for varicella vaccine effectiveness estimates, Germany, 2006–2015

Characteristics	Measure
Number of subjects (%)	1,449,411 (100)
Number of females (%)	704,036 (48.6)
Number of varicella cases (%)	29,404 (2.0)
Mean years of age at diagnosis	3.6
Number of cases with complications (% among cases)	1,213 (4.13)
Encephalitis (% among cases)	33 (0.11)
Meningitis (% among cases)	129 (0.44)
Pneumonia (% among cases)	9 (0.03)
Other (% among cases)	1,042 (3.54)
Mean years of individual analysis time (total personyears)	3.0 (4,332,641)
Number of individuals receiving varicella vaccination (%)	
No vaccination	92,712 (6.4)
1st dose	1,298,697 (89.6)
2nd dose	1,090,969 (75.3)
Number of administered vaccine type (%)	
1st VAR	490,002 (33.8)
1st MMRV	808,695 (55.8)
2nd VAR	87,504 (6.0)
2nd MMRV	1,003,465 (69.2)
Mean months of age at vaccination	
1st dose	15
2nd dose	22
Number of individuals receiving 1st vaccination by age (% among 1st doses)	
11–14 months	1,030,331 (79.3)
≥15 months	268,366 (20.7)
Number of subjects with varicella vaccination after MCV (%)	
At least one dose 1–27 days	5,434 (0.4)
All doses same day or >27 days	1,293,263 (89.2)
Number of 2nd vaccinations by distance to 1st dose (% among 2nd doses)	
1–27 days	2,862 (0.3)
28–365 days	919,711 (84.3)
>1 year–3 years	148,198 (13.6)
>3 years	20,198 (1.9)

MCV: measles containing vaccine; MMRV: measles-mumps-rubella-varicella vaccine; VAR: single-compound varicella vaccine.

analyses from nationwide school entrance examinations [33]. Having its own state level advisory committee on immunisation, Saxony recommended until the end of 2014 the second varicella dose from five years of age [34]. The lower risk of acquiring varicella in the unprotected population in regions of Germany that have higher varicella VC than Saxony is a strong indication for the presence of herd effects. Varicella herd protection was described previously based on health insurance claims data showing a decline in varicella outpatient visits and hospitalisations among infants

**TABLE 3**

Varicella vaccine effectiveness from > 0.5 to 8.0 years since vaccination based on estimates from time-series analysis, Germany, 2006–2015 (n = 1,449,411)

Overall (excluding patients receiving varicella vaccinations 1–27 days after MCV or 1st and 2nd dose varicella 1–27 days apart)		VE1 (95% CI)	VE2 (95% CI)	
		81.9 (81.4–82.5)	94.4 (94.2–94.6)	
Overall		81.8 (81.2–82.4)	94.4 (94.2–94.6)	
Age at 1st vaccination <sup>a</sup>				
	11–14 months	82.1 (81.4–82.8)	NA	
	≥15 months	81.5 (80.6–82.3)		
Varicella vaccination after MCV (excluding patients receiving 1st and 2nd dose varicella 1–27 days apart) <sup>b</sup>				
			2nd dose 1–27 days	2nd dose same day or >27 days
	1st dose 1–27 days	32.2 (10.4–48.6)	No meaningful estimate (n = 26; 1 varicella case)	92.8 (84.8–96.6)
	1st dose same day or >27 days	80.9 (80.2–81.5)	95.3 (66.6–99.3)	94.1 (93.9–94.3)
Time interval 1st to 2nd dose (excluding patients receiving varicella vaccinations 1–27 days after MCV) <sup>c</sup>				
	1–27 days	NA	87.3 (61.3–95.8)	NA
	28–365 days		94.4 (94.2–94.6)	
	>1–3 years		94.8 (94.4–95.2)	
	>3 years		95.0 (93.6–96.1)	
Vaccine type <sup>d</sup>				
			2nd dose VAR	2nd dose MMRV
	1st dose VAR	82.0 (81.0–82.9)	95.0 (94.3–95.5)	94.3 (93.9–94.8)
	1st dose MMRV	81.7 (81.0–82.4)	94.4 (93.4–95.2)	94.4 (94.2–94.6)
Prevention of uncomplicated/complicated cases <sup>e,f</sup>				
	No complication	65.3 (64.2–66.4)	89.3 (89.0–89.7)	NA
	All complications	98.2 (98.0–98.5)	99.5 (99.4–99.5)	

CI: confidence interval; MCV: measles containing vaccine; MMRV: measles-mumps-rubella-varicella combination vaccine; NA: not applicable; VAR: single-compound varicella vaccine; VE: vaccine effectiveness; VE1: vaccine effectiveness for one dose; VE2: vaccine effectiveness for two doses.

<sup>a</sup> VE1 difference not significant.

<sup>b</sup> Within VE1, VE is significantly different (p < 0.0001); within VE2 and where applicable, no combination with VE from both doses administered 0 / >27 days apart significantly different.

<sup>c</sup> No combination with VE at 28–365 days significantly different.

<sup>d</sup> Within VE1 and VE2, no combination significantly different.

<sup>e</sup> In contrast to the outcome ‘varicella’ in the majority of models, here we defined ‘varicella without complications’ as failure and censored the patient in presence of ‘varicella with associated complications’ and vice versa to estimate VE.

<sup>f</sup> Within VE1 and VE2 and between VE1 and VE2 difference significant (all p < 0.0001).

All given VE estimates are significant.

and adults not targeted for vaccination in the United States [35].

The basis for our analyses are health insurance claims data primarily generated for the reimbursement of medical services provided by physicians. They have not been created for the purpose of answering epidemiological questions in secondary data analyses. However, reimbursement for vaccinations is directly linked to correct code usage. Hence, validity of vaccination data can be expected to be very high as we have previously shown [3]. Still, several MMRV claim code changes occurred soon after its availability.

Wrong usage will have led to misclassification of a second MMRV dose as the first dose in our IIS, which was more likely in the early years of the programme. This explains the increase of VE1 over higher intervals of TSV from MMRV but not VAR. Therefore, VE1 estimated from VAR may be a more accurate representation of VE over TSV. VE1 measured from both VAR and MMRV in the overall analysis, however, is nearly similar to VE1 measured from VAR alone suggesting that the potential misclassification is of minor consequence.

Our IIS covers all individuals in Germany with statutory health insurance. Between 2006 and 2015, an



**TABLE 4**

Varicella vaccine effectiveness by time since vaccination and vaccine-type estimated from time-series analysis using administrative data and effective sample size, Germany, 2006–2015

Time since vaccination (years)	VE1 (95% CI)	VE1 (95% CI) VAR	VE1 (95% CI) MMRV	VE2 (95% CI)	Effective sample size			
					n <sup>a</sup>	n <sub>odose</sub>	n <sub>1dose</sub>	n <sub>2dose</sub>
>0.5–1.0	79.4 (78.2–80.5)	80.6 (78.8–82.3)	78.0 (76.4–79.5)	93.1 (92.7–93.5)	1,449,411	275,814	527,514	1,090,969
>1.0–2.0	82.2 (81.2–83.1) <sup>b</sup>	84.0 (82.5–85.3) <sup>b</sup>	81.0 (79.7–82.2) <sup>b</sup>	94.2 (93.9–94.5) <sup>b</sup>	1,259,119	176,424	264,220	972,827
>2.0–3.0	82.7 (81.6–83.8) <sup>b</sup>	82.1 (80.0–84.0)	83.5 (82.1–84.7) <sup>b</sup>	95.3 (95.0–95.5) <sup>b</sup>	956,643	101,550	127,393	756,329
>3.0–4.0	82.8 (81.3–84.2) <sup>b</sup>	81.6 (78.4–84.4)	83.7 (82.0–85.1) <sup>b</sup>	94.8 (94.4–95.2) <sup>b</sup>	708,054	65,970	79,938	566,342
>4.0–5.0	82.4 (80.1–84.4)	79.1 (73.5–83.5)	83.5 (81.0–85.6) <sup>b</sup>	94.7 (94.2–95.2) <sup>b</sup>	467,703	43,092	48,090	376,531
>5.0–6.0	84.1 (80.6–87.0)	81.7 (72.7–87.7)	85.3 (81.5–88.3) <sup>b</sup>	95.0 (94.2–95.7) <sup>b</sup>	265,351	26,302	25,218	213,831
>6.0–7.0	85.7 (79.9–89.9)	78.1 (60.9–87.8)	87.4 (80.7–91.8) <sup>b</sup>	93.3 (91.7–94.6)	114,503	13,249	12,172	89,082
>7.0–8.0	88.0 (76.6–93.8)	78.4 (47.7–91.1)	92.0 (78.3–97.1) <sup>b</sup>	92.4 (88.3–95.0)	40,806	6,038	5,050	29,718

CI: confidence interval; MMRV: measles-mumps-rubella-varicella vaccine; VAR: single-compound varicella vaccine; VE1: vaccine effectiveness for one dose; VE2: vaccine effectiveness for two doses.

<sup>a</sup> Total sample may be smaller than the sum of vaccination status specific sample sizes as a single patient may have several vaccination statuses within one analysis period.

<sup>b</sup> Within VE1 or VE2, respectively, significantly different to VE>0.5–1.0 years since vaccination.

average of 83% among 0–14 year-olds (range between ASHIP regions: 81–89%) were statutory health insured (statistics of statutory health insurees by the German Ministry of Health; population statistics by the Federal Statistics Office). Both statutory and private health insurances fully reimburse recommended vaccinations. The authors of a large population-based cross-sectional study found no difference in the proportions of undervaccinated children when comparing children from parents with statutory and private health insurance [36]. Thus, we assume comparable VC and VE in children not covered by the IIS.

Diagnoses from health insurance claims data have been exploited for measles incidence estimation and showed trends and variation similar to outpatient notification data estimates supporting their usefulness for epidemiological analyses [7]. However, there are no standardised guidelines for coding and updating diagnoses as ‘confirmed’ or ‘suspected’ disease. The physician does not require laboratory confirmation for this classification and may solely rely on clinical symptoms. Since we used only confirmed cases, our sampling approach for cases might have been rather conservative. Nonetheless, physicians may feel more confident in classifying a diagnosis as confirmed in unvaccinated cases. Because patients with mild disease are less likely to present at their physician while the probability for a mild course of the disease is higher for vaccinated cases, a bias might have been introduced in our study population which would result in an overestimation of overall VE but not VE for the prevention of severe

varicella. We identified 4.13% of complications among all cases. This is in line with previous reports of 2–6% of cases with complications attending a general practice [37]. However, since health insurance claims data only cover outpatient data and complicated cases are more likely to be hospitalised and less likely to (at least initially) present as outpatient case, these cases are possibly underrepresented in our sample and therefore not included in the analysis. In 2004, a total of 2,316 hospitalised varicella cases were recorded in the statistics of hospital diagnoses followed by a decreasing trend to around 1,000 cases from 2008 until 2014 and an increase to 1,504 cases in 2015 (Federal Statistics Office). The decrease was especially prominent in children below 5 years of age, ranging from 1,139 cases in 2004 to 159 and 207 cases in 2014 and 2015, respectively. Since severity is associated with not being vaccinated, hospitalised cases among unvaccinated children may be disproportionately underrepresented in our sample. This bias may have led to a slight underestimation of our calculated VE.

Our IIS was implemented in 2004 and – after successful validations and extensive piloting – serves as a unique source to monitor and evaluate vaccination recommendations and strategies in Germany. The system provides VC data for the international reporting to the World Health Organization and informs the National Verification Committee for Measles and Rubella Elimination on the elimination progress in Germany, since it currently offers the only nationwide data source to estimate VC in various age groups. In

addition, since vaccination claims and disease codes can be linked at an individual level and the IIS captures a large proportion of the total population, it provides the opportunity to assess VE and vaccination programme impact at a population level. When the German Standing Committee on Vaccination initially endorsed the two-dose recommendation for varicella vaccination, it requested an evaluation by 2013. The IIS was one of four surveillance data sources that contributed to this evaluation [20]. There were some remaining questions that we were able to address in the present study, namely the duration of varicella vaccine-induced protection after two doses, the optimal age for the second dose, and potential differences in VE between the available varicella vaccine types.

By demonstrating that we were able to answer important questions related to the national varicella vaccination programme, we conclude that our IIS is an indispensable system not only for the assessment of VC in various age groups and geographical regions in Germany, but also for the monitoring and in-depth evaluation of national vaccination recommendations and strategies.

### Acknowledgements

We thank all Associations of Statutory Health Insurance Physicians for providing claims data. This work was supported by the German Ministry of Health (grant number: IIA5-2511NIK001/321-4533-06). The funding source was not involved in study design or collection, analysis and interpretation of data.

### Conflict of interest

None declared.

### Authors' contributions

Mr Rieck conceptualised and designed the study, analysed and interpreted data, and drafted the article.

Mr Feig built and managed the database.

Dr an der Heiden provided statistical support.

Drs Siedler and Wichmann provided important intellectual input in the various steps of the study and revised the manuscript critically.

All authors approved the final manuscript.

### References

- Centers for Disease Control Prevention. About Immunization Information Systems [internet]. 2012 May 15 [cited 2017 Apr 25]. Available from: <http://www.cdc.gov/vaccines/programs/iis/about.html>
- Rieck T, Feig M, Deleré Y, Wichmann O. Utilization of administrative data to assess the association of an adolescent health check-up with human papillomavirus vaccine uptake

- in Germany. *Vaccine*. 2014;32(43):5564-9. DOI: 10.1016/j.vaccine.2014.07.105 PMID: 25137339
- Rieck T, Feig M, Eckmanns T, Benzler J, Siedler A, Wichmann O. Vaccination coverage among children in Germany estimated by analysis of health insurance claims data. *Hum Vaccin Immunother*. 2014;10(2):476-84. DOI: 10.4161/hv.26986 PMID: 24192604
  - Siedler A, Rieck T, Reuss A, Walter D, Poggensee G, Poethko-Muller C, et al. Estimating vaccination coverage in the absence of immunisation registers--the German experience. *Euro Surveill*. 2012;17(17):20152. PMID: 22551497
  - Robert Koch Institute (RKI). KV-Impfsurveillance: Ergänzungen zu den Impfdaten aus den Schuleingangsuntersuchungen. [ASHIP vaccination monitoring: Complements to vaccination data from school entrance examinations]. *Epid Bull* 2016;16:134. German. Available from: [https://www.rki.de/DE/Content/Infekt/EpidBull/Archiv/2016/Ausgaben/16\\_16.pdf?\\_\\_blob=publicationFile](https://www.rki.de/DE/Content/Infekt/EpidBull/Archiv/2016/Ausgaben/16_16.pdf?__blob=publicationFile)
  - Takla A, Wichmann O, Klinc C, Hautmann W, Rieck T, Koch J. Mumps epidemiology in Germany 2007-11. *Euro Surveill*. 2013;18(33):20557. DOI: 10.2807/1560-7917.ES2013.18.33.20557 PMID: 23968877
  - Takla A, Wichmann O, Rieck T, Matysiak-Klose D. Measles incidence and reporting trends in Germany, 2007-2011. *Bull World Health Organ*. 2014;92(10):742-9. DOI: 10.2471/BLT.13.135145 PMID: 25378728
  - Ultsch B, Siedler A, Rieck T, Reinhold T, Krause G, Wichmann O. Herpes zoster in Germany: quantifying the burden of disease. *BMC Infect Dis*. 2011;11(1):173. DOI: 10.1186/1471-2334-11-173 PMID: 21679419
  - Heymann D. Control of communicable disease manual. 19th edition ed.: American Public Health Association, 2008.
  - European Centre for Disease Prevention and Control (ECDC). Varicella vaccination in the European Union. Stockholm: ECDC, 2015. Available from: <http://ecdc.europa.eu/en/publications/Publications/Varicella-Guidance-2015.pdf>
  - Schink T, Holstiege J, Kowalzik F, Zepp F, Garbe E. Risk of febrile convulsions after MMRV vaccination in comparison to MMR or MMR+V vaccination. *Vaccine*. 2014;32(6):645-50. DOI: 10.1016/j.vaccine.2013.12.011 PMID: 24374498
  - Siedler A, Hecht J, Rieck T, Tolksdorf K, Hengel H. [Varicella vaccination in Germany. A provisional appraisal in the context of MMR vaccination]. *Bundesgesundheitsblatt Gesundheitsforschung Gesundheitsschutz*. 2013;56(9):1313-20. DOI: 10.1007/s00103-013-1789-z PMID: 23990095
  - Cenoz MG, Martínez-Artola V, Guevara M, Ezpeleta C, Barricarte A, Castilla J. Effectiveness of one and two doses of varicella vaccine in preventing laboratory-confirmed cases in children in Navarre, Spain. *Hum Vaccin Immunother*. 2013;9(5):1172-6. DOI: 10.4161/hv.23451 PMID: 23324571
  - Shapiro ED, Vazquez M, Esposito D, Holabird N, Steinberg SP, Dziura J, et al. Effectiveness of 2 doses of varicella vaccine in children. *J Infect Dis*. 2011;203(3):312-5. DOI: 10.1093/infdis/jiq052 PMID: 21208922
  - Siedler A, Rieck T, Tolksdorf K. Strong Additional Effect of a Second Varicella Vaccine Dose in Children in Germany, 2009-2014. *J Pediatr*. 2016; 173:202-6 e2.
  - Spachova M, Wiese-Posselt M, Dehnert M, Matysiak-Klose D, Heininger U, Siedler A. Comparative varicella vaccine effectiveness during outbreaks in day-care centres. *Vaccine*. 2010;28(3):686-91. DOI: 10.1016/j.vaccine.2009.10.086 PMID: 19874924
  - Baxter R, Ray P, Tran TN, Black S, Shinefield HR, Coplan PM, et al. Long-term effectiveness of varicella vaccine: a 14-Year, prospective cohort study. *Pediatrics*. 2013;131(5):e1389-96. DOI: 10.1542/peds.2012-3303 PMID: 23545380
  - Bonanni P, Gershon A, Gershon M, Kulcsár A, Papaevangelou V, Rentier B, et al. Primary versus secondary failure after varicella vaccination: implications for interval between 2 doses. *Pediatr Infect Dis J*. 2013;32(7):e305-13. DOI: 10.1097/INF.0b013e31828b7def PMID: 23838789
  - Chaves SS, Gargiullo P, Zhang JX, Civen R, Guris D, Mascola L, et al. Loss of vaccine-induced immunity to varicella over time. *N Engl J Med*. 2007;356(11):1121-9. DOI: 10.1056/NEJMo060400 PMID: 17360990
  - Robert Koch Institute (RKI). Evaluation der Varizellen-Impfempfehlung durch die STIKO. [Evaluation of the varicella vaccination recommendation by STIKO]. *Epid Bull* 2013;11:1-5. German. Available from: [https://www.rki.de/DE/Content/Infekt/EpidBull/Archiv/2013/Ausgaben/01\\_13.pdf?\\_\\_blob=publicationFile](https://www.rki.de/DE/Content/Infekt/EpidBull/Archiv/2013/Ausgaben/01_13.pdf?__blob=publicationFile)
  - Höhle M, Siedler A, Bader HM, Ludwig M, Heininger U, Von Kries R. Assessment of varicella vaccine effectiveness in Germany: a time-series approach. *Epidemiol Infect*.

- 2011;139(11):1710-9. DOI: 10.1017/S0950268810002815 PMID: 21156098
22. Liese JG, Cohen C, Rack A, Pirzer K, Eber S, Blum M, et al. The effectiveness of varicella vaccination in children in Germany: a case-control study. *Pediatr Infect Dis J*. 2013;32(9):998-1004. DOI: 10.1097/INF.0b013e31829ae263 PMID: 23694831
  23. Huang WC, Huang LM, Chang IS, Tsai FY, Chang LY. Varicella breakthrough infection and vaccine effectiveness in Taiwan. *Vaccine*. 2011;29(15):2756-60. DOI: 10.1016/j.vaccine.2011.01.092 PMID: 21315697
  24. Seward JF, Zhang JX, Maupin TJ, Mascola L, Jumaan AO. Contagiousness of varicella in vaccinated cases: a household contact study. *JAMA*. 2004;292(6):704-8. DOI: 10.1001/jama.292.6.704 PMID: 15304467
  25. Vázquez M, LaRussa PS, Gershon AA, Niccolai LM, Muehlenbein CE, Steinberg SP, et al. Effectiveness over time of varicella vaccine. *JAMA*. 2004;291(7):851-5. DOI: 10.1001/jama.291.7.851 PMID: 14970064
  26. Vázquez M, LaRussa PS, Gershon AA, Steinberg SP, Freudigman K, Shapiro ED. The effectiveness of the varicella vaccine in clinical practice. *N Engl J Med*. 2001;344(13):955-60. DOI: 10.1056/NEJM200103293441302 PMID: 11274621
  27. Marin M, Marti M, Kambhampati A, Jeram SM, Seward JF. Global Varicella Vaccine Effectiveness: A Meta-analysis. *Pediatrics*. 2016;137(3):e20153741. DOI: 10.1542/peds.2015-3741 PMID: 26908671
  28. Black S, Ray P, Shinefield H, Saddier P, Nikas A. Lack of association between age at varicella vaccination and risk of breakthrough varicella, within the Northern California Kaiser Permanente Medical Care Program. *J Infect Dis*. 2008;197(s2) Suppl 2;S139-42. DOI: 10.1086/522124 PMID: 18419387
  29. Verstraeten T, Jumaan AO, Mullooly JP, Seward JF, Izurieta HS, DeStefano F, et al. , Vaccine Safety Datalink Research Group. A retrospective cohort study of the association of varicella vaccine failure with asthma, steroid use, age at vaccination, and measles-mumps-rubella vaccination. *Pediatrics*. 2003;112(2):e98-103. DOI: 10.1542/peds.112.2.e98 PMID: 12897314
  30. World Health Organization (WHO). Immunization Schedule for 2015. Geneva: WHO. [Accessed 9 Nov 2016]. Available from: [http://www.who.int/entity/immunization/monitoring\\_surveillance/data/schedule\\_data.xls?ua=1](http://www.who.int/entity/immunization/monitoring_surveillance/data/schedule_data.xls?ua=1)
  31. Fireman P, Friday G, Kumate J. Effect of measles vaccine on immunologic responsiveness. *Pediatrics*. 1969;43(2):264-72. PMID: 4179145
  32. Petralli JK, Merigan TC, Wilbur JR. Action of Endogenous Interferon against Vaccinia Infection in Children. *Lancet*. 1965;2(7409):401-5. DOI: 10.1016/S0140-6736(65)90755-5 PMID: 14346758
  33. Robert Koch Institute (RKI). Impfquoten bei der Schuleingangsuntersuchung in Deutschland 2014. [Vaccination coverage from school entrance examinations in Germany, 2014]. *Epid Bull* 2016;16:129-33. German. Available from: [https://www.rki.de/DE/Content/Infekt/EpidBull/Archiv/2016/Ausgaben/16\\_16.pdf?\\_\\_blob=publicationFile](https://www.rki.de/DE/Content/Infekt/EpidBull/Archiv/2016/Ausgaben/16_16.pdf?__blob=publicationFile)
  34. The State Chamber of Physicians of Saxony. Synopsis-Impfkalender für Kinder, Jugendliche und Erwachsene im Freistaat Sachsen, Stand: 1. Januar 2017. [Synopsis-Immunization schedule for children, adolescents and adults in the federal state of Saxony, 1 Jan 2017]. Dresden: The State Chamber of Physicians of Saxony. German. Available from: [https://www.slaek.de/media/dokumente/o2medien/Patienten/gesundheitsinformationen/impfen/Synopsis\\_2017\\_.pdf](https://www.slaek.de/media/dokumente/o2medien/Patienten/gesundheitsinformationen/impfen/Synopsis_2017_.pdf)
  35. Leung J, Harpaz R. Impact of the Maturing Varicella Vaccination Program on Varicella and Related Outcomes in the United States: 1994-2012. *J Pediatr Infect Dis Soc*. 2016;5(4):395-402. PMID: 26407276
  36. Huber J, Lampert T, Mielck A. [Inequalities in health risks, morbidity and health care of children by health insurance of their parents (statutory vs. private health insurance): results of the German KiGGS study]. *Gesundheitswesen*. 2012;74(10):627-38. PMID: 22275061
  37. Bonanni P, Breuer J, Gershon A, Gershon M, Hryniewicz W, Papaevangelou V, et al. Varicella vaccination in Europe - taking the practical approach. *BMC Med*. 2009;7(1):26. DOI: 10.1186/1741-7015-7-26 PMID: 19476611
  38. World Health Organization (WHO). International statistical classification of diseases and related health problems. 10th Revision. Volume 2. Instruction manual. 2010 ed. Geneva: WHO; 2011. Available from: [http://www.who.int/classifications/icd/ICD10Volume2\\_en\\_2010.pdf](http://www.who.int/classifications/icd/ICD10Volume2_en_2010.pdf)

## License and copyright

This is an open-access article distributed under the terms of the Creative Commons Attribution (CC BY 4.0) Licence. You may share and adapt the material, but must give appropriate credit to the source, provide a link to the licence, and indicate if changes were made.

This article is copyright of the authors, 2017.

# Written reminders increase vaccine coverage in Danish children - evaluation of a nationwide intervention using The Danish Vaccination Register, 2014 to 2015

CH Suppli<sup>1</sup>, M Rasmussen<sup>2</sup>, P Valentiner-Branth<sup>1</sup>, K Mølbak<sup>1</sup>, TG Krause<sup>1</sup>

1. Department of Infectious Disease Epidemiology and Prevention, Statens Serum Institut, Copenhagen, Denmark

2. National Institute of Public Health, University of Southern Denmark, Copenhagen, Denmark

Correspondence: Camilla Hiul Suppli (cahs@ssi.dk)

## Citation style for this article:

Suppli CH, Rasmussen M, Valentiner-Branth P, Mølbak K, Krause TG. Written reminders increase vaccine coverage in Danish children - evaluation of a nationwide intervention using The Danish Vaccination Register, 2014 to 2015. *Euro Surveill.* 2017;22(17):pii=30522. DOI: <http://dx.doi.org/10.2807/1560-7917.ES.2017.22.17.30522>

Article submitted on 15 November 2016 / accepted on 05 April 2017 / published on 27 April 2017

We evaluated a national intervention of sending written reminders to parents of children lacking childhood vaccinations, using the Danish Vaccination Register (DDV). The intervention cohort included the full birth cohort of 124,189 children born in Denmark who reached the age of 2 and 6.5 years from 15 May 2014 to 14 May 2015. The reference cohort comprised 124,427 children who reached the age of 2 and 6.5 years from 15 May 2013 to 14 May 2014. Vaccination coverage was higher in the intervention cohort at 2.5 and 7 years of age. The differences were most pronounced for the second dose of the measles-mumps-rubella vaccine (MMR2) and the diphtheria-tetanus-pertussis-polio vaccine DTaP-IPV4 among the 7-year-olds, with 5.0 percentage points (95% confidence interval (CI): 4.5–5.4) and 6.4 percentage points (95% CI: 6.0–6.9), respectively. Among the 2.5 and 7-year-olds, the proportion of vaccinations in the preceding 6 months was 46% and three times higher, respectively, in the intervention cohort than the reference cohort. This study indicates a marked effect of personalised written reminders, highest for the vaccines given later in the schedule in the older cohort. In addition, the reminders increased awareness about correct registration of vaccinations in DDV.

## Introduction

Immunisation is one of the most successful and cost-effective [1] primary prevention tools in both low- [2] and high-income settings [3]. It is a public health priority to obtain a high vaccination coverage in the population to reduce the burden of vaccine-preventable diseases (VPD) [4]. However, in many high-income countries, the coverage rates are still below the target levels established by international [4] and national advisory committees [5]. The ongoing transmission of measles in Europe shows the consequences of the

low coverage rates [6,7], missing the World Health Organization (WHO) goal of elimination [8].

In Denmark, all recommended childhood vaccinations are administered free of charge by the general practitioners (GPs). Still, Danish coverage rates for the second measles-mumps-rubella vaccination (MMR2) and the diphtheria-tetanus-pertussis-polio (DTaP-IPV4) booster are currently below 90%. Several risk factors for missing childhood vaccination have been identified, and parents forgetting the vaccination is one of the most frequent causes [9,10]. In Denmark, the GPs do not routinely remind parents about missing vaccinations.

A Cochrane review from 2005 of patient-reminder studies in Australia, Canada, Denmark, New Zealand, the United Kingdom and the United States (US) concluded that reminder and recall interventions increased the proportion of children being vaccinated [11]. Current evidence supports the use of postal reminders as part of a standard management of childhood immunisations [12].

The recommended childhood vaccination schedule for children from birth to five years is shown in Table 1 [13].

In Denmark, a national electronic Immunisation Information System (the Danish Vaccination Register (DDV)) contains information on all vaccinations given in the childhood vaccination programme since 1996 [14]. Linkage of data from DDV with other administrative registers using the Danish personal identification number provides a unique opportunity to implement a national intervention aimed at parents of children with missing vaccinations.

**TABLE 1**

The Danish childhood vaccination schedule up to five years of age, 2008–2017

Age	Vaccination
3 months	DTaPHib-IPV1 + PCV1
5 months	DTaPHib-IPV2 + PCV2
12 months	DTaPHib-IPV3 + PCV3
15 months	MMR1
4 years	MMR2
5 years	DTaP-IPV4

Vaccines are offered free of charge and administered by general practitioners. Reminders were issued for all vaccines except Hib and PCV.

DTaPHib-IPV: vaccine against diphtheria, tetanus, acellular pertussis, *Haemophilus influenzae* b, inactivated poliovirus; MMR: measles-mumps-rubella vaccine; PCV: pneumococcal conjugate vaccine.

In 2014, a change in the health legislation allowed Statens Serum Institut (SSI) to use the DDV to send written reminders to parents with missing childhood vaccinations at 2, at 6.5 and at 14 years of age [15]. Implementation of the intervention began on 14 May 2014. The time points for sending out reminders were selected based on the Danish childhood vaccination schedule and manageable administrative practices [16].

The aim of the present study was to assess the effect of in the first year of this nation-wide intervention on the vaccination coverage in Denmark.

## Methods

### Design and population

This study focused on an intervention caused by a policy change. The intervention cohort comprised children who turned 2 and 6.5 years and lived in Denmark between 15 May 2014 and 14 May 2015 and the reference cohort comprised children who turned 2 and 6.5 years of age between 15 May 2013 and 14 May 2014, the year before the national intervention was implemented. The vaccination coverage by vaccine type was compared for the intervention and the reference cohort at 2.5 and 7 years of age, so that the follow-up period was 6 months for every child in the study.

### Civil registry system

In Denmark, all residents are assigned a unique personal identification number (CPR number) that is recorded in the civil registry system. The system includes information on date and place of birth, date of immigration and emigration, previous and present place of residence and links to family relations including siblings, parents, and parent custody information. The birth cohorts were identified in the civil registry system.

## The Danish Vaccination Register

The Danish Vaccination Register (DDV) is a national immunisation system comprising all citizens in Denmark. The DDV contains information on all vaccinations given in the childhood vaccination programme from 1996 onwards, including the CPR number of the recipient, date of vaccination, name and Anatomical Therapeutic Chemical (ATC) classification group of the vaccine and identification on the vaccine provider. In Denmark, vaccines are administered by general practitioners (GPs). Since 2013, citizens have had online access to their own and their children's vaccinations status and health professionals can access the patients' vaccination status. In case registration of previous vaccinations was missed, both patients and doctors can register historical vaccinations online. Data registered by parents are validated by the GP [14]. Effective from 15 November 2015, real-time reporting of all vaccinations administered by medical doctors and their assistants has become mandatory.

### The reminder database

The reminder system was implemented on 15 May 2014. All children who turn 2, 6.5 and 14 years lacking at least one vaccination in the childhood vaccination programme are identified in the DDV. Reminders concern all vaccinations in the childhood programme except for the pneumococcal conjugate vaccine, which is not recommended in the Danish childhood vaccination programme for children older than 2 years, and the *Haemophilus influenzae* b vaccine, which is combined with the DTaP-IPV and recommended for children younger than 6 years. For 2- and 6.5-year-old children, the reminder is sent to the parent in custody of the child. If the parents have joint custody but do not share the same address, the reminder is sent to both parents [16]. Information on all written reminders is saved in a database.

### Main outcome measures

The number of administered vaccinations was calculated on an individual level as the number of vaccines in the ATC groups used in the Danish childhood vaccination programme that contain MMR (J07BD52, J07BD53, J07BD54, J07BD01 and J07BE01) and DT (J07AF01, J07CA06, J07CA09, J07CA11, J07CA02, J07CA12, J07AJ52 and J07CA01). Timing of vaccinations and minimum intervals between vaccinations were not taken into account.

To compare the time–response relationship between receiving reminders and registered vaccinations in the intervention with the reference cohort, the numbers of vaccines registered were calculated for a 6-month period after the children turned 2 and 6.5 years.

### Statistical methods

Data analysis was conducted using Stata (Version 12, StataCorp, College Station, Texas) and SAS software version 9.4 (SAS Institute Inc., Cary).

**TABLE 2**

Vaccination coverage assessed at ages 2.5 and 7 years, and risk difference by vaccine dose in reference cohort (n = 124,427) vs intervention cohort (n = 124,189), Denmark, 15 May 2013–14 May 2015

Number of vaccine doses received	2.5 years					7 years				
	Reference (2013–14) N = 58,943	Vaccination coverage	Intervention (2014–15) N = 57,770	Vaccination coverage	VCD (95% CI)	Reference (2013–14) N = 65,484	Vaccination coverage	Intervention (2014–15) N = 66,419	Vaccination coverage	VCD (95% CI)
	n	%	n	%	%	n	%	n	%	%
DTaP-IPV 1	56,890	96.5	56,337	97.5	1.0 (0.8–1.2)	63,555	97.1	64,996	97.9	0.8 (0.6–1.0)
DTaP-IPV 2	55,759	94.6	55,210	95.6	1.0 (0.7–1.2)	61,793	94.4	63,308	95.3	1.0 (0.7–1.2)
DTaP-IPV 3	49,869	84.6	50,019	86.6	2.0 (1.6–2.4)	58,562	89.4	60,806	91.5	2.1 (1.8–2.4)
MMR1	50,640	85.9	51,879	89.8	3.9 (3.5–4.3)	61,684	94.2	63,525	95.6	1.4 (1.2–1.7)
MMR2	NA	NA	NA	NA	NA	50,108	76.5	54,133	81.5	5.0 (4.5–5.4)
DTaP-IPV 4	NA	NA	NA	NA	NA	44,556	68.0	49,462	74.5	6.4 (6.0–6.9)

CI: confidence intervals; DTaP-IPV: diphtheria-tetanus-acellular pertussis-inactivated poliovirus vaccine; MMR: measles-mumps,-rubella vaccine. NA: not applicable; VCD: vaccination coverage difference.

We calculated the ratio of children who received the vaccination per number of children in the birth cohort, alive and living in Denmark. Coverage was assessed at 6 months after the child turned 2 or 6.5 years in the period from 15 May 2014 to 14 May 2015 for both the reminder and the intervention cohort. The vaccination coverage by vaccine type was compared for the intervention and the reference cohort at 2.5 and 7 years of age, so that the follow-up period was 6 months for every child in the study.

For each cohort, vaccination coverage was calculated as the percentage of children alive and living in Denmark who had received a vaccine registered in the DDV. We counted all vaccines without considering the reported dose, as the dose number is often incorrect. The change in vaccination coverage after receiving a written reminder was calculated as the differences in vaccination coverage between the intervention and the reference cohorts among children aged 2.5 and 7 years (vaccine coverage difference measured in percentage points).

### Ethical considerations

The study was purely register-based and was notified to the Danish Data Protection Agency with record number 2008–54–0474. Parents of children who were not fully vaccinated were contacted as part of the intervention [15].

### Results

A total of 124,189 children were included in the intervention cohort. In the study period, reminder letters were sent to parents of 43,288 children (22,621 boys and 20,667 girls). Among the 2-year-olds, 27% (15,628/57,770) missed at least one vaccination and among the 6.5-year-olds, it was 42% (27,660/66,419). For 6,970 children, letters were sent to two parents because of divorce and joint child custody. A total of 423 letters were returned to sender unopened, and 56 parents made a request by either letter or encrypted email to opt out of the vaccination notification service.

In general, the vaccination coverage was highest for the first vaccinations in the schedule, with coverages reaching 90% and above for the two first DTaP-IPV vaccines, and the largest effect of the reminder letters was seen among the older children, Table 2. For the 2.5-year-olds, we saw for all vaccines in the intervention group a statistically significantly higher vaccination coverage of 1–2 percentage points for DTaP-IPV and 3.9 for MMR1. For the 7-year-olds, the difference was most pronounced for MMR2 and DTaP-IPV4: 5.0 percentage points (95% confidence interval: 4.5–5.4) and 6.4 percentage points (95% CI: 6.0–6.9), respectively. Stratifying by sex did not change the estimates.

### Vaccine registration in a 6-month follow-up period

Table 3 displays the number of vaccines registered in the 6-month period after the child turned 2 or 6.5 years for the intervention and reference cohorts. Overall, among the 2.5-year-olds, the proportion of registered vaccines in the 6-month follow-up period was 46% higher in the intervention cohort compared with the reference cohort. In the 7-year-olds, this proportion was three times higher in the intervention compared with the reference cohort.

In the intervention cohorts, 15,061 DTaP-IPV and MMR vaccines were registered in the following 6 months. In the reference cohort a markedly smaller number of 7,010 vaccines were registered in the 6-month period. Most vaccines were administered within the follow-up period, but 9.3% of vaccines among 2-year-olds and 20.7% among 6.5-year-olds were registered directly in

**TABLE 3**

Vaccine doses registered in the 6-month follow-up at ages 2 and 6.5 in reference (n = 124,427) vs intervention cohort (n = 124,189), and the ratio (intervention vs reference), Denmark, 15 May 2013–14 May 2015

Number of vaccine doses received in 6 month	2.5 years			7 years		
	Reference (2013–14) N = 58,943	Intervention (2014–15) N = 57,770	Ratio (95% CI)	Reference (2013–014) N = 65,484	Intervention (2014–015) N = 66,419	Ratio (95% CI)
	$\Delta n$	$\Delta n$		$\Delta n$	$\Delta n$	
DTaP-IPV 1	61	155	2.59 (1.93–3.48)	95	247	2.56 (2.02–3.24)
DTaP-IPV 2	123	289	2.39 (1.94–2.95)	57	241	4.16 (3.12–5.55)
DTaP-IPV 3	642	1,319	2.07 (1.89–2.28)	222	745	3.28 (2.83–3.81)
MMR1	3,884	5,211	1.34 (1.29–1.39)	416	523	1.24 (1.09–1.41)
MMR2	NA	NA	NA	558	2,405	4.14 (3.77–4.53)
DTaP-IPV 4	NA	NA	NA	952	3,926	3.89 (3.63–4.18)
Total	4,710	6,974	1.46 (1.41–1.51)	2,300	8,087	3.20 (3.06–3.35)

CI: confidence intervals; DTaP-IPV: diphtheria-tetanus-acellular pertussis-inactivated poliovirus vaccine; MMR: measles-mumps,-rubella vaccine. NA: not applicable.

We calculated  $\Delta n$  as the number of vaccines administered during the study period, and the ratio of intervention vs reference cohort.

the DDV by a doctor or a parent with a vaccination date that was before receiving the reminder.

Table 4 shows the total number of vaccines registered in the 6-month follow-up period. Of these, some were previously given vaccines now registered by citizens or doctors in the DDV. In the intervention cohort, a proportion of vaccines (9% and 21%) had been administered before the intervention and reflects registration of historic vaccinations that had not previously been registered in the DDV. This was mainly seen for the intervention cohort because information on the possibility to register historic vaccinations was included in the reminder letter.

## Discussion

A simple intervention of sending out written reminders increased the vaccination coverage. The effect was higher for the children at 6.5 years than 2 year of age and the strongest effect was observed for the DTaP-IPV<sub>4</sub> vaccine. Here, the coverage was 6.4 percentage points higher in the intervention group than in the reference group. The increase in coverage was mostly due to administration of vaccines but also due to increased compliance with registering previously given vaccines in the DDV. This study showed that it is feasible to use a national immunisation register for sending out written reminders to parents of children who lack vaccines in the childhood vaccination programme.

The uptake was highest for the first vaccines in the schedule. Participation in well-child visits decreases after the child has turned 1 year and parents may

therefore not be reminded of the importance of adhering to the childhood vaccination programme. In addition, parents' lack of time after having re-entered work after the 12-month parent leave customary in Denmark may have an impact. During maternal/paternal leave there is higher flexibility for immunisation appointments without having to accommodate a work schedule [9]. Another hypothesis is that parents may assume that a delayed vaccination cannot be caught up after a substantial period of time has passed and therefore disregard the importance of fulfilling a vaccination series. An official reminder may affect this notion.

Among the two and 6.5-year-olds in the intervention groups, we saw a significantly increased coverage 6 months after the intervention for all the vaccines. The increase was most pronounced for the two latest vaccines in the schedule. A possible explanation why the effect in the youngest age group was smaller could be that the children lacking vaccinations are delayed in their schedule and would have received the vaccinations later, regardless of the reminder. These results indicate that it may be inefficient to distribute reminders close to the scheduled date for each vaccine and that the optimal age in this study was in the older children. The larger number of vaccines registered in the intervention cohort in the first 6 months after reminder, compared with the reference cohort, supports the fact that the effect we experience is an actual increase in vaccines administered and not just a persistent difference between the two cohorts.

**TABLE 4**

Vaccines registered by parents or doctors in the Danish Vaccination Register in the 6 month follow-up period in the intervention and reference cohorts, Denmark, 15 May 2013–14 May 2014 (reference) and 15 May 2014–14 May 2015 (intervention)

	Total number of vaccines registered in 6 months after reminder date	Vaccines registered by parents with vaccination date before reminder date	Vaccines registered by GP's with vaccination date before reminder date	Delayed vaccine registration
	N	n	n	%
2.5 years				
Intervention cohort	6,974	487	159	9.3
Reference cohort	4,710	0	3	0.1
7 years				
Intervention cohort	8,087	1,323	354	20.7
Reference cohort	2,300	0	0	0.0

GP: general practitioner.

In an era of increasing complexity of immunisation schedules, it is important to understand and promote interventions that work. Studies have shown that patient reminder and recall systems in primary care settings are effective in improving immunisation rates in developed countries [11]. Our findings support the review by Harvey et al. who concluded that postal reminders are an effective measure [12]. Our national reminder system based on data linkage with an immunisation register is, to our knowledge, unique to Denmark, although immunisation registers are currently in place or under development in several other countries.

Beyond improving immunisation rates, reminders have additional benefits for the patient and practice. Studies have shown that patients who do not comply with immunisation programmes are likely not to comply with other measures of preventive care either [17], and that immunisation reminder or recall systems also improve other preventive care measures [18].

A study from 2007 showed that forgetfulness or oversight was the most frequent explanation for missing vaccines in Danish children [9]. A written reminder intervention may target this group of parents, while this type of intervention will not be effective in parents who do not want to vaccinate their children. The finding of the present study corroborates that the majority of lacking vaccines is explained by oversight [9,10,19]. We experienced only a small number of parents who actively opted out of the programme (n = 56, corresponding to a frequency of 0.001%), but this does of course not take into consideration parents ignoring the reminder letter. In agreement with previous findings in Denmark [9], Smith et al. found in a US study that reasons other than negative vaccine-related beliefs accounted for the vast majority of unvaccinated children and adolescents [20].

### Strength and limitations

To our knowledge, this is the first evaluation of a written reminder service based on a national immunisation information system that covered complete birth cohorts. The study was large and nationwide and included all Danish children who turned 2 and 6.5 years in a 2-year period. The major strength of our study was the use of individual data from population-based registries covering the total population with complete follow-up. Further, children included in the analyses were from adjacent birth cohorts, minimising the risk of bias due to time-dependent factors.

Childhood vaccinations reimbursed by the Danish healthcare regions to the GPs are registered in the DDV. We recognise that there may be missing vaccine registrations. In 2013, Wójcik et al. validated the Danish childhood vaccination database in regards to the coverage of the DTaP-IPV4 and identified under-reporting estimated to 3–4 percentage points, mainly due to GPs not registering given vaccinations [10]. Our findings that at least 15% of the registered vaccinations in the follow-up period were administered before the reminder was received can be regarded as a measure of under-registration in the DDV. An additional positive effect of the reminder intervention was raised awareness about registration of vaccinations among GPs and the general population and led to an improvement of the immunisation register data.

For calculation of vaccination coverage, we counted all vaccines without considering the reported dose, as the dose number is often incorrect. In case of missing registrations of vaccines, this method leads to a 'false' low coverage for the later vaccines in a series and possibly an underestimation of the effect of the reminder on the first vaccines in a series. The false low coverage is, however, the case for both the intervention and reference cohorts. The vaccine type-specific vaccination coverages presented in this study may differ from nationally reported coverage data, which calculates coverage including dose code.



We are not aware of recommendations or previous studies on the most appropriate time for follow-up after sending written reminders. As it may take some time from receipt of reminder until the parents make a vaccination appointment, we evaluated a possible effect after six months.

Natural experimental studies enable us to study effects in a whole population or, in this case, a whole subgroup of the population [21]. Due to the applied design of a reference consisting of a pre-intervention cohort, any time-dependent factors affecting the coverage may complicate conclusions of causality. A randomised controlled trial would have been the strongest evaluation strategy, but the nature of the nationwide policy change evaluated in this study precluded this possibility. We cannot rule out the possibility that differences in our intervention cohort and the previous year's cohort could be due to other factors, as we cannot fully disclose all possible measures of effect on the vaccination coverage. It is possible that the media attention given to measles outbreaks as in the US [22,23] and in Germany [6,24] had a positive influence on the awareness of communicable infectious diseases and subsequently on the vaccination coverage in the childhood vaccination programmes. However, this attention should have had a similar impact on both the intervention and reference groups. On the other hand, there has been a heated parallel debate in the Danish media on perceived adverse events to the human papillomavirus vaccine and a dramatic drop in HPV vaccination coverages among 12–14-year-old girls in Denmark, with only 16% of girls born in 2003 finishing the vaccination programme compared with 79% of girls born in 2000 [25]. This may have affected the vaccination coverage of other childhood vaccinations negatively. In addition, several healthcare regions in Denmark have implemented different reminder systems where GPs are informed about unvaccinated children connected to their practice. However, to our knowledge, these interventions have been the same for the two cohorts and we therefore assume that they did not seriously affect the interpretation of our results. That more vaccines were administered in the follow-up period in the intervention cohort than in the reference cohort leads us to believe that this was true effect of the intervention.

As the reminders were sent out as a national policy, various stakeholders reviewed the wording, and due to legal constraints, it is currently not possible to test wording in an RCT approach. Therefore, the effect of any changes in the reminder system can only be followed in the target groups at the national level.

Our data were generated by sending out letters to parents of a 43,288 children registered with missing vaccines in the DDV. Denmark is a country with a high level of both interpersonal trust and trust in the authorities [26] and it is therefore plausible that a large percentage of the letters were in fact opened and acted on,

which is not necessarily true for other countries with lower levels of trust.

## Implications

A reminder is just one of the tools that can be used to raise the coverage. The WHO Regional Office for Europe has developed The Guide to Tailoring Immunisation Programmes (TIP) which aims to provide methods and tools to identify susceptible populations, determine barriers to vaccination and implement evidence-based interventions [27]. This approach has already been applied in Sweden [28].

The current intervention only comprised sending written catch-up reminders to certain age groups. We have not reached the target vaccination coverage and could have hoped for a better response. More research is needed to understand how wording, format, timing of sending out the reminders as well as resending reminders affect the response. However, it is clear from the current study that reminders cannot stand alone in the efforts to increase vaccination coverage. On the other hand, the costs of the reminder system have been low, with DKK 1.7 million (EUR 229,000) in the developmental stage and a yearly operational cost of DKK 1 million (EUR 134,000). Since November 2016, we have been sending electronic reminders at the same time points as described in the study, which is an even cheaper solution. How this will affect the coverage is of great importance and must be evaluated in the coming years. Technically, it would also be feasible to send out electronic reminders both before and after scheduled vaccination, and more advanced reminder systems are currently under development. Odone et al. concluded that although the use of other communication channels such as websites and mobile phone apps has great potential, the data are scant for now [29]. The change to mandatory registration of vaccines by doctors may lead to more timely and complete registration in the register, which also needs to be further evaluated. Several countries are currently developing IIS and may have an opportunity to implement similar reminder interventions. However, the effect may be influenced by cultural settings and organizational practices that differ from country to country.

## Conclusions

Our evaluation showed that written reminders increased vaccination coverage. The reminders are also likely to have an indirect effect by increasing awareness about correct registration of vaccines in the immunisation register. Immunisation registers have already proven extremely useful in providing reliable information on vaccination coverage and supporting studies on vaccine effectiveness and safety. The study presented here showed that the immunisation register can also be used for reminder services, which may have the potential to improve coverage in national vaccination programmes.

## Acknowledgements

The study was funded by the following private foundations: Axel Muusfeldts fond, Christian Larsen og Dommer Ellen Larsens legat, Else og Mogens Wedell-Wedellsborgs fond, Familien Hede-Nielsens fond, AP Møller Fonden - Fonden til Lægevidenskabens fremme, Helsefonden, Illum Fondet, Ole Kirks fond and Rosalie Petersens fond, through unrestricted grants.

## Conflict of interest

None declared.

## Authors' contributions

The idea for this study was conceived by Camilla Hiul Suppli and Tyra Grove Krause. Camilla Hiul Suppli performed the literature search, conducted statistical analysis and produced the first draft manuscript. All co-authors participated in the preparation of the paper and the various revisions of the manuscript.

## References

1. Zhou F, Shefer A, Wenger J, Messonnier M, Wang LY, Lopez A, et al. Economic evaluation of the routine childhood immunization program in the United States, 2009. *Pediatrics*. 2014;133(4):577-85. DOI: 10.1542/peds.2013-0698 PMID: 24590750
2. Pang T. Vaccination in the third world. *Contemporary issues. C R Acad Sci III*. 1999;322(11):995-7. DOI: 10.1016/S0764-4469(00)87199-1 PMID: 10646096
3. van Panhuis WG, Grefenstette J, Jung SY, Chok NS, Cross A, Eng H, et al. Contagious Diseases in the United States from. *Contagious diseases in the United States from 1888 to the present. N Engl J Med*. 2013;369(22):2152-8. DOI: 10.1056/NEJMms1215400 PMID: 24283231
4. World Health Organization (WHO). Global vaccine action plan global vaccine action plan 2011-2020. Geneva: WHO; 2013. Available from: [http://www.who.int/immunization/global\\_vaccine\\_action\\_plan/GVAP\\_doc\\_2011\\_2020/en/](http://www.who.int/immunization/global_vaccine_action_plan/GVAP_doc_2011_2020/en/)
5. United Nations Children's Fund (UNICEF). Child well-being in rich countries. A comparative overview. Geneva: UNICEF; 2013. Available from: <http://www.unicef.org/media/files/RC11-ENG-embargo.pdf>
6. Centers for Disease Control and Prevention (CDC). Measles in Germany. Atlanta: CDC. [Accessed: March 2016]. Available from: <http://www.cdc.gov/travel/notices/watch/measles-germany>
7. Muscat M. Who gets measles in Europe? *Infect Dis*. 2011;204(Suppl 1):S353-65. DOI: 10.1093/infdis/jiro67 PMID: 21666185
8. World Health Organization (WHO). Measles in the WHO European Region. Fact sheet. Geneva: WHO; 2016. Available from: [http://www.euro.who.int/\\_\\_data/assets/pdf\\_file/0007/276379/Factsheet-Measles-en.pdf?ua=1](http://www.euro.who.int/__data/assets/pdf_file/0007/276379/Factsheet-Measles-en.pdf?ua=1)
9. Ishøy Michelsen S, Kastanje M, Meulengracht Flachs E, Søndergaard G, Biering-Sørensen S, Madsen M, et al. Evaluering af de forebyggende børneundersøgelser i almen praksis. [Evaluation of preventive examination of children in general practice]. Copenhagen: Sundhedsstyrelsen, Statens Institut for Folkesundhed; 2007. Danish. Available from: <http://www.si-folkesundhed.dk/upload/rapport-b%C3%B8rneunders%C3%B8gelser.pdf>
10. Wójcik OP, Simonsen J, Mølbak K, Valentiner-Branth P. Validation of the 5-year tetanus, diphtheria, pertussis and polio booster vaccination in the Danish childhood vaccination database. *Vaccine*. 2013;31(6):955-9. DOI: 10.1016/j.vaccine.2012.11.100 PMID: 23246264
11. Jacobson Vann JC, Szilagyi P. Patient reminder and patient recall systems to improve immunization rates. *Cochrane Database Syst Rev*. 2005; (3):CD003941. DOI: 10.1002/14651858.CD003941.pub2 PMID: 16034918
12. Harvey H, Reissland N, Mason J. Parental reminder, recall and educational interventions to improve early childhood immunisation uptake: A systematic review and meta-analysis. *Vaccine*. 2015;33(25):2862-80. DOI: 10.1016/j.vaccine.2015.04.085 PMID: 25944299
13. European Centre for Disease Prevention and Control (ECDC). Vaccine schedule. Stockholm: ECDC. [Accessed: March 2016]. Available from: <http://vaccine-schedule.ecdc.europa.eu/Pages/Scheduler.aspx>
14. Grove Krause T, Jakobsen S, Haahr M, Mølbak K. The Danish vaccination register. *Euro Surveill*. 2012;17(17):1-6. Available from: <http://www.ncbi.nlm.nih.gov/pubmed/22551494> PMID: 22551494
15. Retsinformationen.dk. Forslag Lov om ændring af sundhedsloven, 129 (2016) 3-6. <https://www.retsinformation.dk/Forms/R0710.aspx?id=131918>.
16. Krause K, Valentiner-Branth TG, Galle P, Mølbak M. EPI-NEWS Reminders of lacking childhood vaccinations, experiences after the first 5 months. *Epi-News*. (2015). [http://www.ssi.dk/English/News/EPI-NEWS/2015/No\\_4\\_-\\_2015.aspx](http://www.ssi.dk/English/News/EPI-NEWS/2015/No_4_-_2015.aspx).
17. Fairbrother G, Friedman S, DuMont KA, Lobach KS. Markers for primary care: missed opportunities to immunize and screen for lead and tuberculosis by private physicians serving large numbers of inner-city Medicaid-eligible children. *Pediatrics*. 1996;97(6 Pt 1):785-90. PMID: 8657515
18. Rodewald LE, Szilagyi PG, Humiston SG, Barth R, Kraus R, Raubertas RF. A randomized study of tracking with outreach and provider prompting to improve immunization coverage and primary care. *Pediatrics*. 1999;103(1):31-8. DOI: 10.1542/peds.103.1.31 PMID: 9917436
19. Hofstetter AM, DuRivage N, Vargas CY, Camargo S, Vawdrey DK, Fisher A, et al. Text message reminders for timely routine MMR vaccination: A randomized controlled trial. *Vaccine*. 2015;33(43):5741-6. DOI: 10.1016/j.vaccine.2015.09.042 PMID: 26424607
20. Smith PJ, Marcuse EK, Seward JF, Zhao Z, Orenstein WA. Children and adolescents unvaccinated against measles: geographic clustering, parents' beliefs, and missed opportunities. *Public Health Rep*. 2015;130(5):485-504. DOI: 10.1177/003335491513000512 PMID: 26327727
21. Craig P, Cooper C, Gunnell D, Haw S, Lawson K, Macintyre S, et al. Using natural experiments to evaluate population health interventions: new Medical Research Council guidance. *J Epidemiol Community Health*. 2012;66(12):1182-6. DOI: 10.1136/jech-2011-200375 PMID: 22577181
22. Centers for Disease Control and Prevention (CDC). U.S. multi-state measles outbreak, December 2014-January 2015. Atlanta: CDC; 2015. Available from: <https://emergency.cdc.gov/han/han00376.asp>
23. Zipprich J, Winter K, Hacker J, Xia D, Watt J, Harriman K, Centers for Disease Control and Prevention (CDC). Measles outbreak--California, December 2014-February 2015. *MMWR Morb Mortal Wkly Rep*. 2015;64(6):153-4. PMID: 25695321
24. Child dies of measles in Berlin, Germany vows to boost vaccinations. *Health News. Reuters UK Edit*. 2015. <http://uk.reuters.com/article/2015/02/23/us-germany-measles-idUKKBN0LR1G820150223>
25. Statens Serum Institut (SSI). Human papillomavirus-vaccine (HPV) færdigvaccineret, vaccinationstilslutning. [Human papillomavirus (HPV) vaccine vaccination coverage]. Copenhagen: SSI. [Accessed: Mar 2017]. Danish. Available from: <http://www.ssi.dk/Smitteberedskab/Sygdomsovervaagning/VaccinationSurveillance.aspx?vaccination=6&xaxis=Cohort&sex=0&landsdel=100&show=Graph&datatype=Vaccination&extendedfilters=True#HeaderText>
26. Elgar FJ, Aitken N. Income inequality, trust and homicide in 33 countries. *Eur J Public Health*. 2011;21(2):241-6. DOI: 10.1093/eurpub/ckq068 PMID: 20525751
27. World Health Organization Regional Office for Europe (WHO/Europe). The guide to tailoring immunization programmes (TIP). Increasing coverage of infant and child vaccination in the WHO European Region. Copenhagen: WHO/Europe; 2013. Available from: [http://www.euro.who.int/\\_\\_data/assets/pdf\\_file/0003/187347/The-Guide-to-Tailoring-Immunization-Programmes-TIP.pdf](http://www.euro.who.int/__data/assets/pdf_file/0003/187347/The-Guide-to-Tailoring-Immunization-Programmes-TIP.pdf)
28. Van Damme P, Lindstrand A, Kulane A, Kunchev A. Commentary to: Guide to tailoring immunization programmes in the WHO European Region. *Vaccine*. 2015;33(36):4385-6. DOI: 10.1016/j.vaccine.2015.04.032 PMID: 25913829
29. Odone A, Ferrari A, Spagnoli F, Visciarelli S, Shefer A, Pasquarella C, et al. Effectiveness of interventions that apply new media to improve vaccine uptake and vaccine coverage. *Hum Vaccin Immunother*. 2015;11(1):72-82. DOI: 10.4161/hv.34313 PMID: 25483518

## License and copyright

---

This is an open-access article distributed under the terms of the Creative Commons Attribution (CC BY 4.0) Licence. You may share and adapt the material, but must give appropriate credit to the source, provide a link to the licence, and indicate if changes were made.

This article is copyright of the authors, 2017.

# Suboptimal MMR2 vaccine coverage in six counties in Norway detected through the national immunisation registry, April 2014 to April 2017

M Hagerup-Jenssen<sup>1</sup>, S Kongsrud<sup>1</sup>, ØR Riise<sup>2</sup>

1. Department of Infectious Disease Registries, Norwegian Institute of Public Health, Oslo, Norway

2. Department of Vaccine Preventable Diseases, Norwegian Institute of Public Health, Oslo, Norway

Correspondence: Maria Elisabeth Hagerup-Jenssen (Maria.Elisabeth.Hagerup-Jenssen@fhi.no)

## Citation style for this article:

Hagerup-Jenssen M, Kongsrud S, Riise ØR. Suboptimal MMR2 vaccine coverage in six counties in Norway detected through the national immunisation registry, April 2014 to April 2017. *Euro Surveill.* 2017;22(17):pii=30518. DOI: <http://dx.doi.org/10.2807/1560-7917.ES.2017.22.17.30518>

Article submitted on 21 November 2016 / accepted on 05 April 2017 / published on 27 April 2017

In 2014, Norway became aware of potential low vaccination coverage for the second dose of measles-mumps-rubella vaccine (MMR2) in six of 19 counties. This was detected by comparing the national coverage (NC) for 16-year-olds extracted from the national immunisation registry SYSVAK with the annual status update for elimination of measles and rubella (ASU) reported to the World Health Organization (WHO). The existing method for calculating NC in 2014 did not show MMR2 coverage. ASU reporting on MMR2 was significantly lower than the NC and below the WHO-recommended 95% coverage. SYSVAK is based on the Norwegian personal identification numbers, which allows monitoring of vaccinations at aggregated as well as individual level. It is an important tool for active surveillance of the performance of the Norwegian Childhood Immunisation Programme (NCIP). The method for calculating NC was improved in 2015 to reflect MMR2 coverage for 16-year-olds. As a result, Norway has improved its real-time surveillance and monitoring of the actual MMR2 coverage also through SYSVAK (the annual publication of NC). Vaccinators receive feedback for follow-up if 15-year-olds are missing MMR2. In 2017, only three counties had an MMR2 coverage below 90%.

## Background

### The Norwegian national immunisation registry

The Norwegian immunisation registry SYSVAK is a national Immunisation Information System (IIS) administered by the Norwegian Institute of Public Health (NIPH) [1]. SYSVAK is legally anchored in the Norwegian law for Health Registries [2] and the SYSVAK regulation [3]. It has been nationwide since 1995 and covers all vaccinations in all age groups. Registrations of vaccinations in SYSVAK are based on the unique personal identification numbers assigned to people registered

in the National Registry (population registry of Norway [4]). Since November 2015, SYSVAK has also covered persons applying for asylum in Norway. The population of Norway was 5.2 million people on 1 January 2017 [5]. It is mandatory for health personnel to report all vaccinations offered through the Norwegian Childhood Immunisation Programme (NCIP) [6] to SYSVAK [3]; consent from the vaccinee is not required. On 31 December 2016, SYSVAK contained more than 34 million vaccine entries for more than 4.1 million persons. SYSVAK offers the possibility to produce a snapshot status of the vaccination coverage against a disease at any given time. This can be done for the Norwegian population in general, for targeted geographical areas (at national, county, municipality and district level) and at an individual level. For further details on SYSVAK see Trogstad et al. [1].

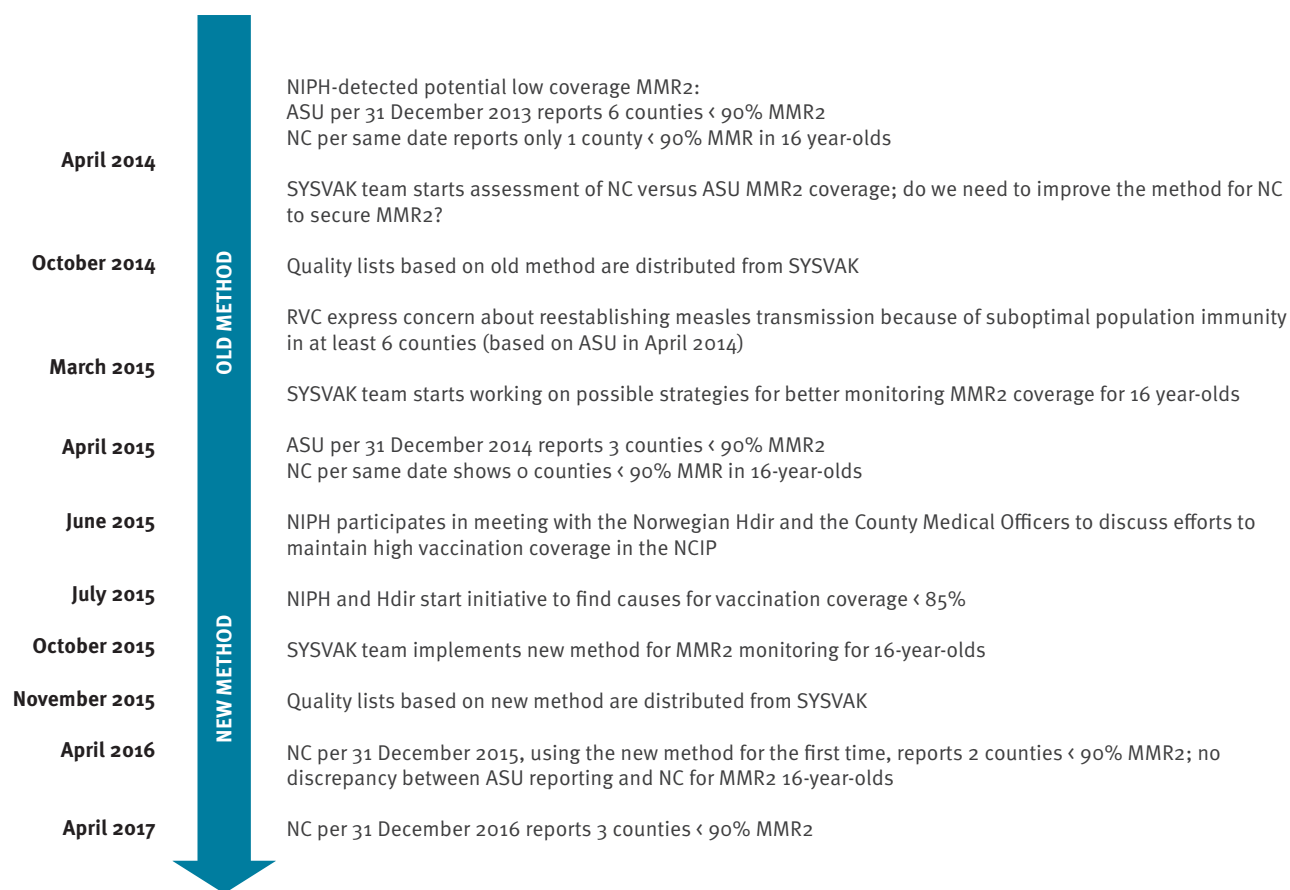
### The Norwegian childhood immunisation programme

Measles vaccine was introduced in the NCIP in 1969. Rubella vaccine has been offered to girls since 1978. In 1983, two doses of the measles-mumps-rubella combination vaccine (MMR) was introduced to both sexes and replaced the monovalent vaccines. The current NCIP foresees MMR1 at age 15 months and MMR2 at age 11–12 years. It is primarily public healthcare stations and school healthcare services who offer NCIP vaccinations in Norway. All services, including vaccinations, are voluntary and free of charge.

All countries in the World Health Organization (WHO) European Region have committed to eliminate measles and rubella by 2015. One of the strategies is to achieve and sustain a very high coverage of at least 95% with two doses of measles and at least one dose of rubella vaccine.

**FIGURE 1**

Timeline of corrective actions for MMR2 coverage, Norway, 2014–17



ASU: annual status updates for elimination of measles and rubella; Hdir: Directorate for Health; MMR2: measles-mumps-rubella vaccine second dose; NC: national coverage; NCIP: Norwegian Childhood Immunisation Programme; NIPH: Norwegian Institute of Public Health; RVC: Regional Verification Commission for Measles and Rubella Elimination; SYSVAK: The Norwegian immunisation registry.

Quality lists from SYSVAK show children in a cohort not fully vaccinated according to the age and NCIP, or unvaccinated children.

### Vaccination coverage in Norway

National coverage (NC) for MMR in Norway is published for ages 2, 9 and 16 years. During the past decade, NC for MMR at age 16 years varied between 91% and 95%. NC for 16 year-olds as reported from SYSVAK before 2015 did not specifically show MMR2 coverage because 16-year-olds would also appear as fully vaccinated if they had only received MMR1 in the past 9 years. However, MMR2 coverage is required in the annual status updates for elimination of measles and rubella (ASU) sent to the WHO Regional Office for Europe (WHO/Europe). In 2015, Norway received feedback from the WHO/Europe Regional Verification Commission for measles and rubella elimination (RVC) that the population immunity was considered alarmingly low in parts of the country, based on ASU reporting (sent in April 2014 for 2013) [7]. The ASU report for 2013 showed low MMR2 vaccination coverage of below 90% in six of 19 counties (range: 87–89%).

We aim here to describe corrective actions taken as a result of the RVC conclusions, in particular changes in the method for assessing MMR2 coverage. Figure 1 shows the main events from the relevant timeperiod 2014–2017.

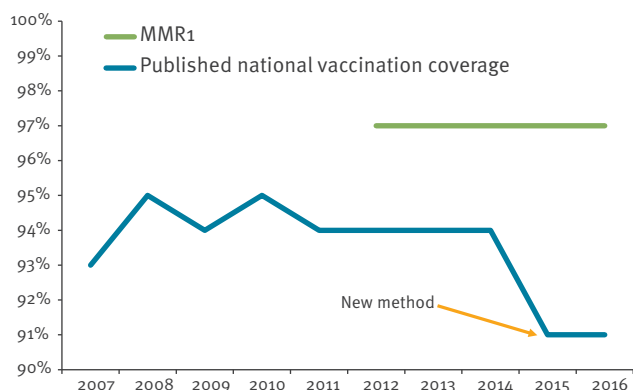
### Method for assessment of vaccination coverage in SYSVAK

#### General vaccination coverage assessment

Vaccination coverage in SYSVAK aims to represent actual protection against disease, based on the NCIP. To be considered fully protected, a person needs to have received the vaccine at recommended age and with recommended intervals between doses, according to the NCIP or alternative immunisation schedules (e.g. children who followed a vaccination schedule in another country before residing in Norway).

**FIGURE 2**

National coverage for MMR and MMR1 coverage for 16-year-olds, Norway, 2007–2016



The coverage is calculated for a given birth cohort and represents the percentage of persons in that cohort who are fully protected against disease. Vaccination coverage can be calculated at any time, for any given cohort and by sex for residents registered in the National Registry in Norway.

#### Foundation: the rule engine

To calculate the real-time vaccination coverage and the extent to which NCIP recommendations are followed, SYSVAK uses a built-in rule engine. Any changes in the NCIP require updates in the rule engine. In order to calculate coverage as accurately as possible, the rule engine takes into account on an individual basis the age at vaccination, intervals between doses and number of doses. It is adjusted to take into account individual deviations from the recommended NCIP, such as age of vaccination and/or type of vaccine.

Vaccines administered within the time range and age limitations accepted in the Summary of Product Characteristics (SmPC) are counted as valid doses in SYSVAK. The rule engine is evaluated on a regular basis and follows the rules below for any of the vaccination schemes in NCIP:

- the minimum age at which the first dose can be counted as a valid dose,
- the minimum age at which a later dose can be counted as a valid dose,
- the minimum interval between a new dose and the previous dose, in order for the new dose to be counted as valid, and
- the period of a vaccination's validity with respect to the date at which it is administered (i.e. the period of protection offered by the dose).

It is a complex system developed over many years and allows adjustments to improve accuracy in calculating coverage, identify unvaccinated individuals and hence improve vaccination coverage over time.

#### Practical use of the rule engine

The rule engine is a tool that makes the health registry useful on a daily basis as well as in active surveillance during outbreaks. Vaccination coverage can be calculated at any given time using this tool. Coverage can be calculated on a national, regional, municipality or district level using of the National Registry's information on residency.

National and regional level coverage is published annually for 2-, 9- and 16-year-olds [8] for all NCIP diseases. These data are also reported to WHO through the United Nations Children's Fund (UNICEF)/WHO joint reporting form. Owing to Norwegian data protection regulations, complete coverage data are published only on county level to avoid identifying individuals. Coverage data on municipality and district level for the same age groups are sent to the responsible health personnel in each municipality and district in the major cities in Norway. In addition these data are presented in the Municipal Public Health Statistics Bank [9] in accordance with data protection regulations.

The rule engine was developed to improve the quality of data in SYSVAK. Quality lists can be produced on municipality and district level. The quality lists identify unvaccinated children as well as children who are not fully vaccinated according to age and NCIP. All registered vaccine doses for the selected diseases are listed. The NIPH produces such quality lists for children aged 2, 8 and 15 years once a year in the autumn. In addition, lists for children aged 15 years are produced annually in the spring. The lists are sent to the responsible health personnel in all municipalities and districts for attention and further follow-up of children resident in their municipality. The quality lists are a tool to monitor and verify the local efforts on immunisation.

The main purpose of the quality lists is to help health personnel ensure that all children are offered the recommended vaccinations according to the NCIP. Furthermore the lists provide quality control of the data reported to SYSVAK and ensure that errors in the registry are rectified. The lists do not give recommendations on further vaccinations. Health personnel may contact counselling services at the NIPH for advice on further immunisation and/or registrations to SYSVAK.

Codes are used to indicate why the persons listed are defined as not fully vaccinated, e.g. minimum age not fulfilled or interval between doses too short. Reported vaccine refusal is also included in the quality lists, but SYSVAK does not have the legal authority to document the reason for refusal.

**TABLE 1**

Method of assessing MMR coverage for 16 year-olds, with examples, Norway, before and after 2015

Description	Pros	Cons	Examples Fully vaccinated at age 16 years	Examples Not fully vaccinated at age 16 years
<b>Old method valid until October 2015</b>				
MMR1: - Minimum age 12 months - <b>Valid 9 years from date of vaccination</b>	Gives snapshot of coverage at any moment.	For late starters, receiving MMR1 after age 7 years: no alert of missing MMR2.	A person who received MMR1 and MMR2 vaccinations according to NCIP.	A person who received MMR1 at age 6 years.
MMR2: - Minimum age 3 years - Valid 20 years from date of vaccination	Reflects NCIP <sup>a</sup> recommendations when MMR1 is given according to NCIP.	High vaccination coverage does not necessarily mean that MMR2 has been received.	A person with MMR1 at age 7 years (or later) and no MMR2.  A person who received MMR1 at age 12 years	A person who received MMR1 at age 4 years and MMR2 at age 4 years and 1 month.
Minimum interval between MMR1 and MMR2: 90 days				
<b>New method valid from November 2015</b>				
MMR1: - Minimum age 12 months - <b>Valid until 13 years of age</b>	Gives snapshot of coverage at any moment.	New method was quick to implement in the system, but implementation of new practice amongst vaccinators takes time to change.	A person who received MMR1 and MMR2 vaccinations according to NCIP.	A person with MMR1 at age 7 years (or later) and no MMR2.
MMR2: - Minimum age 3 years - Valid 20 years from date of vaccination	Secures alignment with NCIP and WHO elimination recommendations for MMR2 (2 doses MMR all children by age 16 years).	The new method is therefore expected to cause a false decrease in vaccination coverage compared with previous years.	A person who received MMR1 at age 15 months and MMR2 at age 4 years.  A person who received MMR1 at age 12 years and MMR2 at age 14 years.	A person who received MMR1 at age 12 years.
Minimum interval between MMR1 and MMR2: 90 days				

NCIP: Norwegian Childhood Immunisation Programme; WHO: World Health Organization.

<sup>a</sup> NCIP recommends: MMR1 at age 15 months and MMR2 at age 11–12 years.

### Assessing MMR coverage for 16 year-olds

As seen in the timeline in Figure 1, the method for assessing MMR coverage in 16-year-olds was changed in November 2015. Table 1 illustrates how vaccination coverage was calculated in SYSVAK before November 2015. The table includes practical examples of the impact of the method on whether persons appear fully vaccinated or not.

### Implementing a new method for assessment of MMR2 coverage

A new method for assessing MMR2 coverage in SYSVAK was implemented in November 2015. The new method also gives a snapshot of coverage at any moment, and secures in addition the previously missing alignment between NCIP and WHO elimination recommendations for MMR2 at the age of 16 years. Table 1 presents the new method and gives practical examples of its impact on individuals.

Figure 2 shows the drop in MMR NC for 16-year-olds following the introduction of the new method (from 94% 2014 to 91% 2015) and the continuously high MMR1 coverage of 97% for the same age group.

Table 2 shows that ASU MMR2 coverage at national level remained unchanged at 91% from 2013 to 2016.

However, ASU MMR2 coverage on county level shows a decrease in the number of counties with a coverage below 90% (from six in 2013 to three in 2016).

### Additional efforts to improve MMR2 coverage

In addition to the change in method in the IIS, the RVC feedback in 2015 also led to other efforts at the NIPH to secure high MMR2 coverage. The NIPH improved the advice to health professionals on the importance of giving two doses of MMR vaccine to all children. All children 16 years or younger should have two MMR vaccinations, even if the first dose is received later than recommended. Communication efforts were made mainly through the NIPH webpages [10], the Norwegian vaccination guidelines [11], seminars and presentations, as well as different counselling services at the NIPH.

In addition, the NIPH and the Norwegian Directorate of Health initiated an activity mapping local challenges to maintain a high vaccination coverage in June 2015 (Figure 1). A questionnaire was sent to all counties and municipalities to clarify whether the data in SYSVAK showed under-reporting and to highlight the main challenges for improving local vaccination coverage. The questionnaire covered all NCIP vaccines but had a particular focus on MMR2 at age 16 years.

**TABLE 2**

Vaccination coverage before and after introduction of new method, Norway 2013–2016

Year of publication	2014 Coverage for 2013 in %	2015 Coverage for 2014 in %	2016 Coverage for 2015 in %	2017 Coverage for 2016 in %
County	Old method		New method	
Østfold	<b>87</b> (89)	91 (93)	91	92
Akershus	92 (95)	93 (95)	92	92
Oslo	<b>89</b> (92)	91 (92)	<b>89</b>	90
Hedmark	90 (93)	90 (94)	91	90
Oppland	91 (93)	<b>89</b> (91)	91	92
Buskerud	91 (94)	92 (94)	90	90
Vestfold	<b>88</b> (92)	<b>89</b> (93)	90	<b>88</b>
Telemark	<b>87</b> (93)	90 (94)	90	<b>89</b>
Aust-Agder	<b>89</b> (94)	90 (94)	90	90
Vest-Agder	92 (95)	91 (94)	91	90
Rogaland	94 (95)	94 (95)	94	93
Hordaland	92 (95)	93 (95)	93	93
Sogn og Fjordane	92 (95)	92 (95)	93	90
Møre og Romsdal	92 (94)	93 (95)	93	92
Sør-Trøndelag	93 (94)	93 (95)	94	94
Nord-Trøndelag	91 (94)	91 (95)	91	92
Nordland	91 (94)	91 (94)	90	90
Troms	90 (93)	91 (93)	90	90
Finnmark	<b>88</b> (91)	<b>84</b> (90)	<b>87</b>	<b>88</b>
<b>National level</b>	91 (94)	92 (94)	91	91

ASU: annual status updates for elimination of measles and rubella sent to the World Health Organization; NC: Norwegian national coverage.

The table shows MMR2 coverage reported in the ASU and in parenthesis the reported NC in the same year. Since 2015, ASU and NC coverage have been equal. All vaccination coverage below 90% is marked in italics. Vaccine coverage is calculated per disease. Here, the percentages for measles are shown. Coverage for mumps and rubella can be considered close to equal.

## Discussion

We have shown here that SYSVAK detected low MMR2 coverage in six counties (in 2014) and describe actions that were taken to improve this, such as a new method for measuring NC. The new method, which requires a person to have received MMR2 to be considered fully

vaccinated at age 16 years, was quick to implement. However, NC published April 2017 still showed low MMR2 coverage in three counties [8].

SYSVAK and its rule engine is unique and based on the NCIP and the vaccine recommendations for Norway. It takes into account other vaccination regimes that have been followed to secure the individual's vaccination coverage against disease. Before we started ASU reporting on MMR2, we were not aware of the deviation between the NC and MMR2 coverage in the ASU for 16-year-olds. The new method is particularly important in securing MMR2 for individuals that have not had their MMR1 according to the NCIP.

The new method caused a false drop from 2015 to 2016 in published NC because the old method did not show MMR2 coverage for 16-year-olds. It was not a real drop in coverage per se, but it indicated that NC before 2016 had counted 16-year-olds as fully vaccinated even though some had only received MMR1. The drop does not reflect the actual uptake of the MMR vaccination offer in Norway; NC for MMR1 remains high in this age group (97%).

The support for the NCIP is high in the population. Therefore, we believe it may rather be a result of MMR2 not being offered to those who were outside of the regular NCIP MMR regime. The old method was very well adjusted to the NCIP, but not as good for deviations from the NCIP regarding long-term protection against disease secured by two doses of MMR vaccine. The goal of using the new method in combination with other efforts is to ensure that all children receive two doses of MMR. There is currently no system to actively follow up on individual vaccinations after a person has left school and the healthcare services provided by municipality/school, so it is important to catch missing vaccinations before age 16.

So far, we have not seen pockets of unvaccinated children in smaller geographical areas of Norway. By ensuring that the IIS measures vaccination coverage in the best possible way, we should be able to detect such pockets and target them in case of an outbreak where it is important to identify unvaccinated individuals or groups of individuals.

## Future plans and challenges

SYSVAK is considered a complete system offering the basic requirements of an IIS. However, there is potential for further development. Collaboration with expert groups on immunisation registries initiated by the European Centre for Disease Prevention and Control (ECDC) and WHO provides important information on immunisation registries in other countries. The *MesVaccines.net* service in France [12] has functions that could benefit the Norwegian Immunisation registry. Particularly the vaccination recommendations to individuals offered through an online service based on questions and answers are interesting. A similar



service on NIPH's public website, without the need for authentication, could strengthen the current service *My vaccines* [13]. This could have a positive impact on the vaccination coverage of the older population born before the establishment of SYSVAK.

## Conclusion

We have shown how a national IIS could be used to identify and handle low sub-national vaccination coverage. Through a rapid change of the method for assessing MMR2 vaccination coverage, the IIS monitored the measures put in place to improve coverage and thereby contributed to reaching WHO vaccination coverage targets. MMR2 coverage is still below the 95% WHO target, so efforts to secure two doses of MMR vaccine for all children must continue. Further efforts to increase coverage will be monitored through SYSVAK.

## Acknowledgements

The Authors would like to thank Tarik Derrough at ECDC for valuable contributions to the article.

## Conflict of interest

None declared.

## Authors' contributions

All authors have contributed to conception and design, analyses and interpretation of data and approval of the version to be published.

## References

1. Trogstad L, Ung G, Hagerup-Jenssen M, Cappelen I, Haugen IL, Feiring B. The Norwegian immunisation register--SYSVAK. *Euro Surveill.* 2012;17(16):20147. Available from: <http://www.eurosurveillance.org/ViewArticle.aspx?ArticleId=20147PMID:22551462>
2. Lov om helseregistre og behandling av helseopplysninger (helseregisterloven) LOV-2014-06-20-43. [Act of 20 June 2014 No. 43 relating to personal health data registries]. Oslo: Lovdata. [Accessed: April 2017]. Norwegian. Available from: <https://lovdata.no/dokument/NL/lov/2014-06-20-43>
3. Forskrift om innsamling og behandling av helseopplysninger i Nasjonalt vaksinasjonsregister (SYSVAK-registerforskriften) FOR-2003-06-20-739. [Regulations concerning the collection and processing of health data in the national immunisation register (SYSVAK Registry Regulations)]. Oslo: Lovdata. [Accessed: April 2017]. Norwegian. Available from: [https://lovdata.no/dokument/SF/forskrift/2003-06-20-739?q=sysvak\\_forskriften](https://lovdata.no/dokument/SF/forskrift/2003-06-20-739?q=sysvak_forskriften)
4. This is the National Registry. The Norwegian Tax Administration. [Accessed: April 2017]. Available from: <http://www.skatteetaten.no/en/person/National-Registry/This-is-the-National-Registry/>
5. Key figures for the population. Oslo: Statistics Norway. [Accessed: April 2017]. Available from: <https://www.ssb.no/en/befolkning/nokkeltall/population>
6. Childhood immunisation. Oslo: Norwegian Institute of Public Health. [Accessed: April 2017]. Available from: <https://www.fhi.no/en/id/vaccines/childhood-immunisation-programme/>
7. World Health Organization Regional Office for Europe (WHO/Europe). 3rd meeting of the European Regional Verification Commission for Measles and Rubella Elimination (RVC). 10-12 November 2014 – Copenhagen, Denmark. Copenhagen: WHO/Europe; 2015. Available from: [http://www.euro.who.int/\\_\\_data/assets/pdf\\_file/0011/275519/3rd-Meeting-European-RVC-Measles-Rubella-Elimination.pdf?ua=1](http://www.euro.who.int/__data/assets/pdf_file/0011/275519/3rd-Meeting-European-RVC-Measles-Rubella-Elimination.pdf?ua=1)
8. Folkehelseinstituttet. Statistikk for barnevaksinasjon - 2016 [Childhood vaccination statistics]. Oslo: FHI. [Accessed: April 2017]. Norwegian. Available from: <https://www.fhi.no/hn/helseregistre-og-registre/sysvak/barnevaksinasjon---statistikk/>
9. Kommunehelse statistikkbank. [Municipal Public Health statistics bank]. [Accessed: April 2017]. Norwegian. Available from: <http://khs.fhi.no/webview/>
10. Folkehelseinstituttet. WHO: For lav vaksinasjonsdekning med MMR i flere norske fylker [WHO: Too low immunisation coverage with MMR in several Norwegian counties]. Oslo: FHI; 2015. Norwegian. Available from: <https://www.fhi.no/nyheter/2015/for-lav-vaksinasjonsdekning/>
11. Folkehelseinstituttet. Vaksinasjonsveilederen (Vaksinasjonsboka). [Vaccination guidelines (vaccination book)]. Oslo: FHI. [Accessed: April 2017]. Norwegian. Available from: <https://www.fhi.no/nettpub/vaksinasjonsveilederen/>
12. Mes vaccines.net. Mon carnet de vaccination électronique. [My electronic vaccination card]. Villeneuve-d'Ornon: Groupe d'Études en Préventologie. [Accessed: April 2017]. French. Available from: <https://www.mesvaccins.net/>
13. Helsenorge.no. Mine vaksiner [My vaccines]. Oslo: Direktoratet for e-helse. [Accessed: April 2017]. Norwegian. Available from: <https://helsenorge.no/vaksiner/mine-vaksiner>

## License and copyright

This is an open-access article distributed under the terms of the Creative Commons Attribution (CC BY 4.0) Licence. You may share and adapt the material, but must give appropriate credit to the source, provide a link to the licence, and indicate if changes were made.

This article is copyright of the authors, 2017.

# Establishing and maintaining the National Vaccination Register in Finland

U Baum<sup>1</sup>, J Sundman<sup>1</sup>, S Jääskeläinen<sup>1</sup>, H Nohynek<sup>2</sup>, T Puumalainen<sup>2</sup>, J Jokinen<sup>1</sup>

1. Department of Public Health Solutions, National Institute for Health and Welfare, Helsinki, Finland

2. Department of Health Security, National Institute for Health and Welfare, Helsinki, Finland

Correspondence: Ulrike Baum (ulrike.baum@thl.fi)

## Citation style for this article:

Baum U, Sundman J, Jääskeläinen S, Nohynek H, Puumalainen T, Jokinen J. Establishing and maintaining the National Vaccination Register in Finland. *Euro Surveill.* 2017;22(17):pii=30520. DOI: <http://dx.doi.org/10.2807/1560-7917.ES.2017.22.17.30520>

Article submitted on 14 June 2016 / accepted on 15 November 2016 / published on 27 April 2017

Computerised, population-based vaccination registers are valuable tools for assessing the vaccine uptake and impact in populations. However, reliable impact assessment is only possible if the data quality can be reviewed and monitored continuously. This report describes the establishment and maintenance of the National Vaccination Register (NVR) in Finland. Currently, the NVR covers nationwide records of vaccinations given within the frame of the National Vaccination Programme since 2009. All vaccinations registered in the NVR contain a record of the personal identity code, the administered vaccine, and the date of vaccination. The vaccine lot number is the key component for recording and identifying vaccinations, because of its broad availability across patient information systems and its importance in vaccine safety monitoring. Vaccination records are accumulated and updated daily into the NVR, and their completeness is monitored monthly to assess deficiencies in data entry and data collection. Additionally, an alert system reports unexpected changes in data accumulation prompting the validation of observed changes in vaccination coverage. The presented process documentation may serve as basis to improve the design and quality of other vaccination or healthcare registers and aims to inspire the set-up of vaccination registers in those countries which still do not have one.

## Introduction

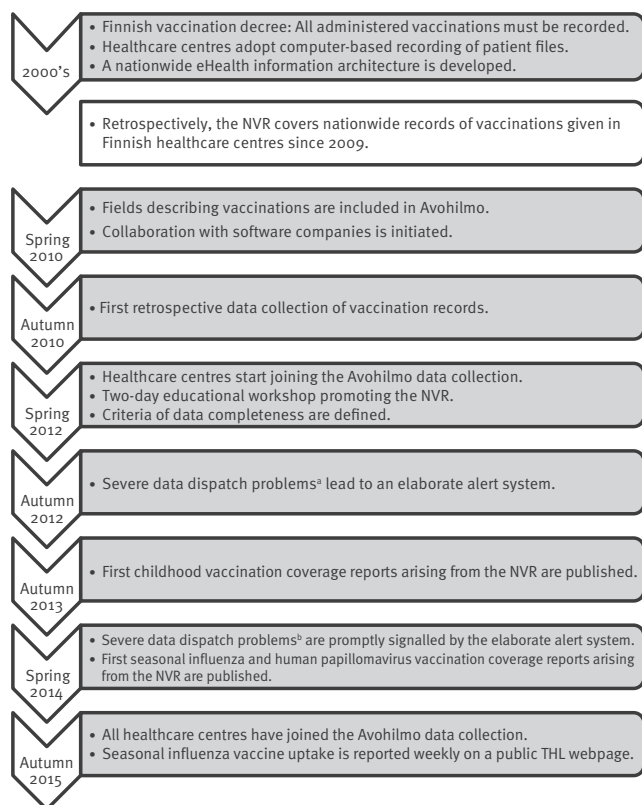
Computerised, population-based vaccination registers are valuable tools for assessing the vaccine uptake in populations in real-time. The performance of dynamic vaccination programmes can be evaluated, time trends monitored, and sub-populations with low vaccination coverage identified. Most importantly, by linking individual-level vaccination records with other medical records and health outcome databases, the impact of vaccines – both effectiveness and safety – can be studied comprehensively. This in turn will aid in formulating the best possible vaccination programmes.

The need for a National Vaccination Register (NVR) was recognised in Finland already in the late 1990's and the Finnish vaccination decree of 2004 [1] requires all administered vaccinations to be recorded (Figure 1). In 2009, Finland introduced its NVR. Already before that, several countries in Europe had established vaccination registers on a regional and national level, e.g. Norway in 1995 [2], Denmark in 2000 [3], and the Netherlands in 2005 [4].

This report describes how the National Institute for Health and Welfare (THL) established the NVR in Finland. The presented process documentation may serve as a basis to improve the design and the quality of other vaccination or healthcare registers. Moreover, the aim is to inspire the set-up of vaccination registers in those countries which still do not have one.

## Structure of public primary healthcare delivery in Finland

Finland has a population of 5.5 million and an annual birth cohort of ca 55,000 [5]. All vaccinations within the National Vaccination Programme (NVP) [6] are purchased centrally and paid by the state. They are given free of charge and on a voluntary basis. Municipalities (local governments) are responsible for the primary healthcare of their citizens, including NVP vaccinations. Changes in municipality borders and municipality mergers have occurred continuously in Finland during the last two decades. At the end of 2015, the population size of municipalities ranged from 99 in Sottunga, an island municipality of Åland, to 628,208 in the capital Helsinki [5]. In order to rationalise the organisation of public primary healthcare, some small municipalities have joined forces to form shared healthcare centres (HCCs), while other municipalities maintain their own. A map of Finnish administrative areas (317 municipalities and 153 healthcare centres in 2015) is presented in Figure 2.

**FIGURE 1****Milestones in the process of developing and maintaining the National Vaccination Register in Finland**

Avohilmo: Register of Primary Health Care Visits; NVR: National Vaccination Register; THL: National Institute for Health and Welfare.

<sup>a</sup> After an update to one patient information system software, all vaccination records of newly and recently born children were accidentally omitted from real-time data submissions in the healthcare centres using that particular software.

<sup>b</sup> After an update to one patient information system software, all adolescent human papillomavirus vaccinations were accidentally omitted from real-time data submissions in the healthcare centres using that particular software.

Finnish HCCs have adopted computer-based recording of patient files since the early 2000s. In the mid-2000s, nearly all HCCs were using electronic patient information systems (Figure 1). However, both the versions of the systems, and the systems themselves varied between HCCs. Today, five commercial software programmes are in use, but the commercial ownership of the software programmes has changed frequently.

### Standardisation and coding

As part of the nationwide eHealth information architecture [7] developed in the mid-2000s, a nationwide service for classification, coding, and terminology of health information was established. The providers of the patient information systems' software generally apply the respective classifications, codes, and

terminologies when implementing structured fields in their systems. In spring 2010, the nationwide coding of vaccination information was added to the National Code Server (Figure 1), where it is publicly available as reference [8]. It currently covers service providers, vaccines' trade and generic names, vaccine preventable diseases, vaccination route, and vaccination site. Vaccines also appear in the Finnish Medicinal Products Database [9], which additionally covers the Anatomical Therapeutic Chemical code [10] and the Nordic Article Number [11].

### Vaccine lot number

Both the Finnish and the European Medicines Agency mandate a lot-level traceability for purposes of vaccine safety monitoring [12]. The importance of being able to trace vaccinations on a lot level was highlighted in a vaccine safety study conducted by THL, regarding the pandemic influenza vaccine and narcolepsy, a rare sleep disorder, in children and adolescents [13,14] (Figure 3), where one of the questions posed was whether the onset of narcolepsy was due to manufacturing error confined to certain lots of the vaccine.

In this study, nationwide vaccination data collected from the HCCs' patient information systems were linked to information from patient files collected from Finnish hospitals and reviewed by sleep disorder experts. Certain lot numbers occurred more frequently in patients who had developed narcolepsy (Figure 3). However, when comparing the relative frequency of lot numbers to the corresponding population, the lot number distributions did not differ, suggesting that the occurrence of the disease was not associated with certain lot numbers.

Based on these experiences, the vaccine lot number was recognised as the key content for identifying vaccinations in the NVR.

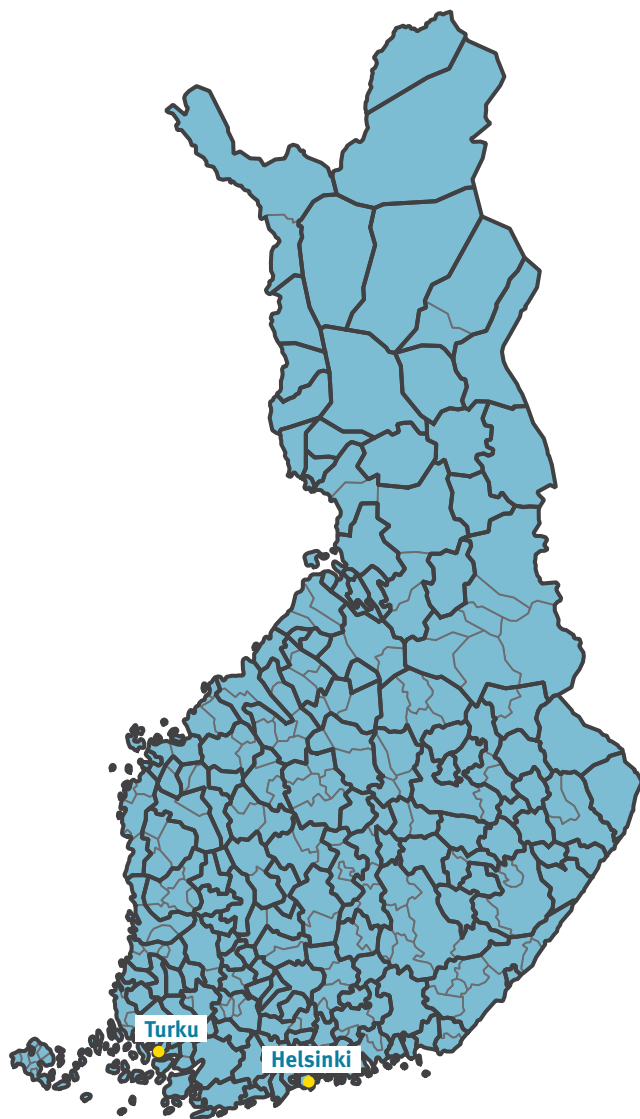
### Data entry and data collection

The implementation of the NVR was guided by two principles: (i) to avoid double entry of data and (ii) to avoid double collection of data. The vaccination records in the NVR were therefore designed to be collected directly from the patient information systems and as part of other pre-existing nationwide register collections (Figure 4).

In the late 2000s, in order to expand the accessibility of nationwide health-related information, THL initiated a project to collect nationwide information about primary healthcare visits and subsequently established the Register of Primary Health Care Visits (Avohilmo) as part of its statutory duties [15]. The first pilot to collect real-time data of primary healthcare visits was conducted in 2009. The fields describing vaccinations were included to the Avohilmo data content in spring 2010. This formed a basis for collecting the records of vaccinations given during any primary healthcare visit in real-time. The HCCs, which are responsible for the

**FIGURE 2**

Map of administrative areas, municipalities and healthcare centres, Finland, 2015 (n=317 municipalities and 153 healthcare centres)



Municipality borders are depicted in grey and healthcare centre boundaries are superimposed in black.

administration and computer-based recording of NVP vaccinations, joined the Avohilmo data collection gradually: the majority of HCCs (105/150) started submitting real-time data in 2012 and by autumn 2015 all operational HCCs (153/153) had joined Avohilmo (Figure 1).

The definition of Avohilmo's data content has been evolving over time and all vaccinations given within the public primary healthcare system are covered. Table 1 shows the 2017 vaccination data content in Avohilmo.

Each software company designs the data entry into its patient information system software following its own guidelines concerning the use of coding and field

validation rules. The process of extracting the data from the patient information systems and submitting them to Avohilmo at THL is fully automated and instructed to be dispatched every night, comprising new primary healthcare visit records and updates to existing primary healthcare visit records each time. The submission pace, i.e. the time interval between the day of submission and the day of vaccination varies between HCCs. In 2015, 84% (129/153) of the HCCs were submitting vaccination records in near real-time, which was defined as a median submission pace of 7 days or less.

### Record linkage

Avohilmo receives the patient information in batches. With regard to vaccinations, these batches contain new and updated records as well as duplicates of old records, i.e. records previously received from another HCC. At THL, the vaccination records (Table 1) are extracted from Avohilmo, pseudonymised and transformed into the NVR with the objectives to identify (i) the administered vaccine and (ii) the vaccination event.

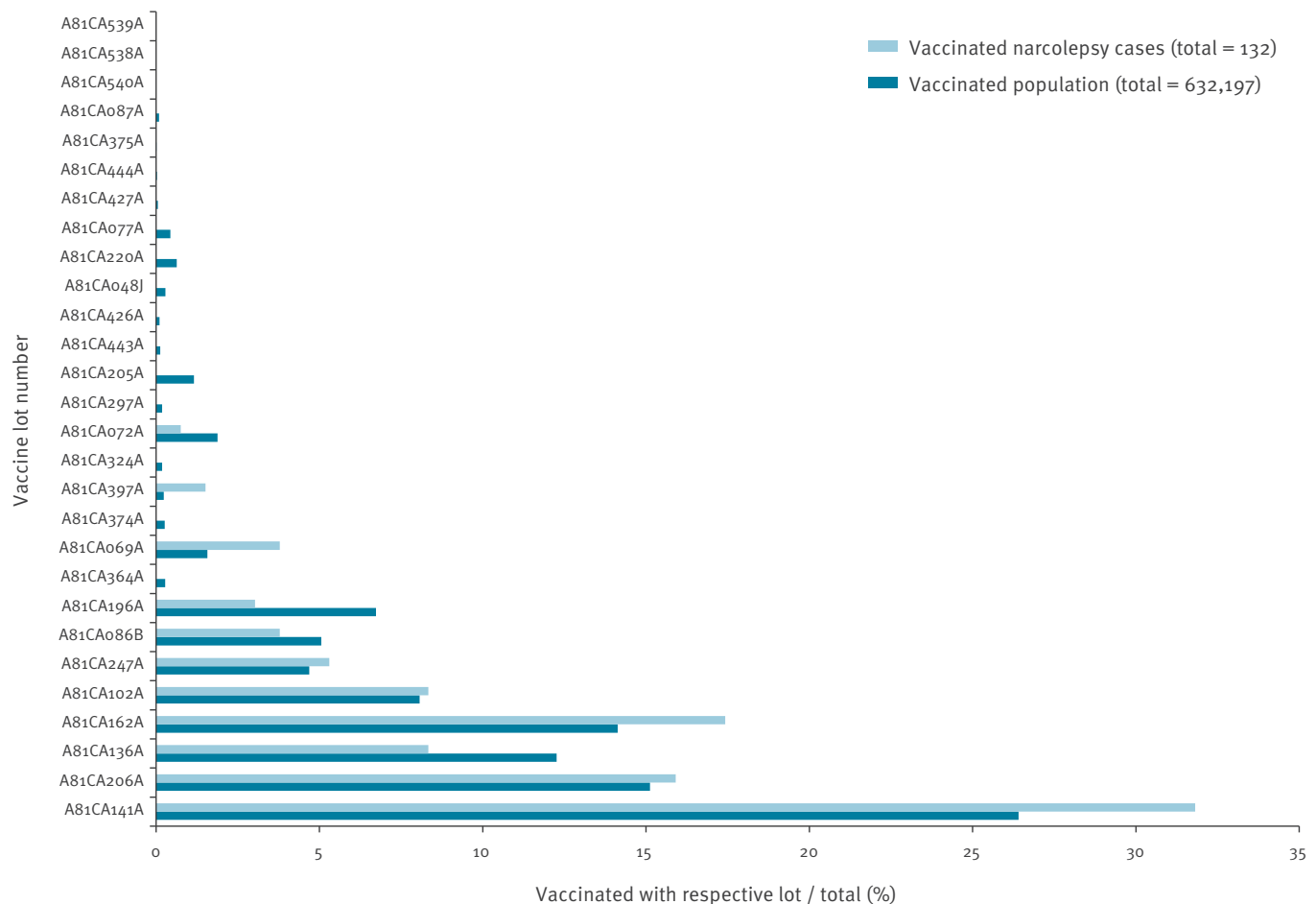
The default variable for identifying the administered vaccine is the lot number, because of its importance in vaccine safety monitoring (Figure 3) and its broad availability regardless of the different patient information systems in use. THL is responsible for the distribution of the vaccines given within the NVP. The list of those vaccines' lot numbers is continuously updated and incorporated into the NVR for identification purposes. In addition, a contract has been set up with the Finnish Medicines Agency to retrieve bi-annually all lot numbers that are used in Finland but not distributed in the frame of the NVP. All the known lot numbers are used to check against lot numbers that are entered into the patient information systems and submitted to Avohilmo and the NVR by means of exact and approximate string matching, i.e. the comparison of character sequences. Potential spelling mistakes are accounted for by using data cleansing rules and the Levenshtein string similarity metric [16] against the known lot numbers (Table 2).

Matches over a certain level (data-driven set to 0.7) that unambiguously match against the known lot numbers of one vaccine are interpreted as successfully identified. If this identification process fails, the record of the trade name is used and evaluated by exact string matching including common spelling variations.

Vaccination events are defined as unique combinations of three key variables: (i) personal identity code, (ii) identified administered vaccine, and (iii) date of vaccination. The record describing the vaccination event that was received first is kept for further processing and analysis.

**FIGURE 3**

Pandemic influenza vaccine lot distribution in 4–19-year-olds who developed narcolepsy<sup>a</sup> after vaccination compared with the corresponding population of vaccinated 4–19-year-olds, Finland, 2009–2012



<sup>a</sup> Confirmed cases diagnosed by the end of 2012 [14].

The distribution of vaccine lots in those who developed narcolepsy does not differ from the distribution in the general population (chi-squared test for independence:  $p$  value = 0.315).

### Alignment with commercial patient information systems

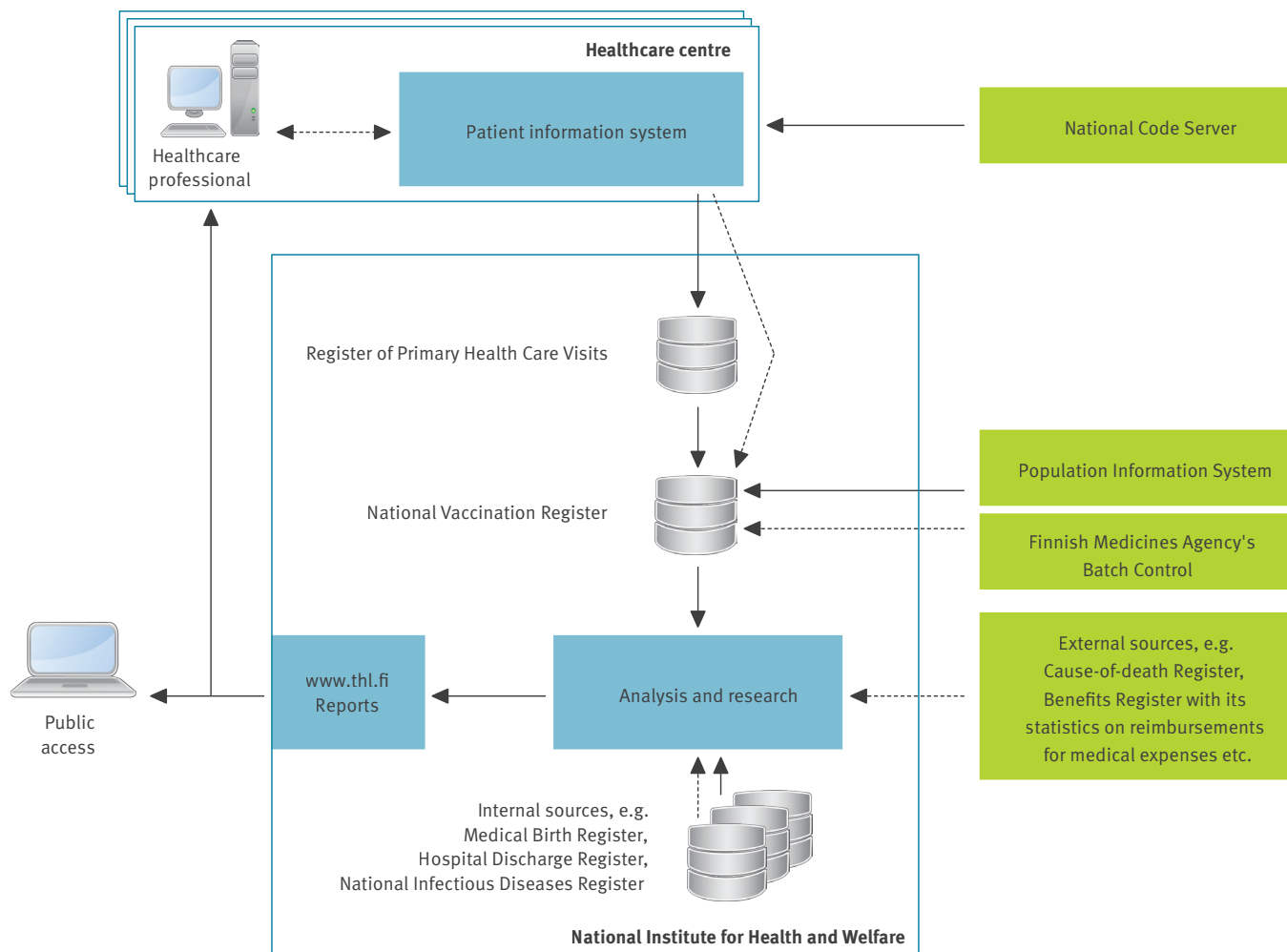
In addition to establishing nationwide coding standards, collaboration with the patient information systems' software companies is pivotal, since they are responsible for designing the data retrieval based on their patient information systems, and for creating the data format for data transfers. In spring 2010, the collaboration was initiated by reviewing the data entry in each of the patient information systems. In autumn 2010, THL piloted a retrospective data collection of vaccination records as part of a planned nationwide collection of pandemic influenza vaccination records via the patient information systems' software companies. This data collection was also used by THL to assess the availability, completeness, and quality of the available information. Subsequently, three additional retrospective data collections have been conducted in 2011, 2014, and 2015, respectively, covering

all vaccinations, but limited to certain HCCs and time periods. By incorporating the retrospective data collections through the same record linkage steps that are applied to the Avohilmo data, the NVR currently covers nationwide records of vaccinations given in Finnish HCCs since 2009 (Figure 1).

### Education and centralised guidance for healthcare professionals

Guidelines for recording vaccinations are available online [17]. The recording of lot numbers is emphasised because of the lot level traceability requirements. When the majority of HCCs started submitting real-time data, in spring 2012, a two-day educational workshop was held for HCCs' staff responsible for the guidance of the patient information recording, as well as representatives of the patient information systems' software companies (Figure 1). The purpose of the workshop was to alert the healthcare providers about the creation of the NVR, to standardise recording conventions,

**FIGURE 4**  
General architecture of the National Vaccination Register in Finland



Automated processes are indicated by solid arrows and manual processes by dashed arrows.

and to learn about the practical challenges in everyday work when it comes to computer-based recording.

Currently, for any feedback from the HCCs or staff involved in the patient information systems, a NVR contact person can be reached via phone and email. Thus, feedback can be evaluated promptly and questions may even be answered immediately. Feedback is also exchanged during four to 12 annual field visits in the HCCs by teams composed of experts from the NVR, Avohilmo, and THL's Vaccination Programme Unit. These visits are used for both education and guidance of healthcare professionals and investigation of deficiencies in data quality. Often including also representatives of the software companies, these joint dialogues have led to HCC-specific modifications in the recording conventions, as well as to software interface changes that have made the recording of vaccinations easier, more complete, and less error-prone.

Moreover, THL organises monthly web-based seminars for those working with vaccinations. Depending on the topic, reminders on the need for accurate data entry and the different ways of using the data are covered during these seminars.

### Data quality assessment

From the start of the NVR, completeness of vaccination data has been investigated in order to assess deficiencies in data entry and data collection. Nowadays, the completeness of vaccination data is routinely monitored every month for each HCC [18] (i) for the population as a whole to control whether the HCC has been submitting vaccination records at all and (ii) for children younger than 2 years, who are recommended to follow a tight vaccination schedule of 10 or more vaccinations in the first 2 years of life [5]. For the whole population, the ratio of the monthly number of vaccination events other than seasonal influenza vaccination and the yearly count of residents living in the municipalities served by the HCC is calculated. For children

**TABLE 1**

Variables in Avohilmo, the Register of Primary Health Care Visits, that are incorporated into the National Vaccination Register, Finland, 2017

Field	Coding of content	Currently used to identify
Client's personal identity number	Personal identity code	Vaccinee
Service provider	National health service provider code	Healthcare centre
Date and time of contact	Timestamp with minute precision	Date of vaccination
Vaccine administration date <sup>a</sup>	Timestamp with minute precision	NU
Lot number of vaccine	Free text	Administered vaccine
Trade name of vaccine	THL vaccine trade names code <sup>b</sup>	Administered vaccine
Generic name of vaccine <sup>a</sup>	THL vaccine generic names code <sup>b</sup>	NU
Vaccine preventable disease <sup>a</sup>	THL vaccine preventable disease code <sup>b</sup>	NU
Anatomical Therapeutic Chemical code of vaccine	Anatomical Therapeutic Chemical code [10]	NU
Article number of package	Nordic Article Number [11]	NU
Vaccination route	National vaccination route code	NU
Vaccination site	National vaccination site code	NU

NU: not used for identification purposes; THL: National Institute for Health and Welfare.

<sup>a</sup> Since 2017.

<sup>b</sup> Since 2017, previously free text.

younger than 2 years, the ratio of the monthly number of diphtheria, tetanus, acellular pertussis, inactivated polio, and *Haemophilus influenzae* type b (five-in-one) and measles, mumps, and rubella (three-in-one) vaccination visits and the number of children younger than 2 years living in the municipalities served by the HCC is calculated. The rolling 6-month average of these ratios is compared with a fixed cut-off, one for each ratio [18]. The choice of the two cut-offs is data driven and aimed at identifying notable temporal changes in the data flow from the HCCs. These changes are assumed to be caused, among others, by modifications in software programmes, recording conventions, or data submission.

Additionally, an alert system has been deployed that reports monthly unexpected changes in the HCCs' reporting behaviour based on those ratios. Taking into account each HCC's median submission pace of the last 30 days, it checks the data completeness of the last month and produces a list of HCCs with an insufficient amount of documented vaccination events. This system is devised to react early to systematic data entry and data dispatch problems. The development of the alert system has largely been guided through experience.

In autumn 2012, after an update to one patient information system software, all vaccination records of newly and recently born children were accidentally omitted from real-time data submissions in the HCCs using that particular software. At this time, only one general indicator for vaccination data completeness similar to the first one described above (i) was available, but not regularly checked. Since records were still accumulating for the rest of the population served by these HCCs,

it took several months to detect this deficiency, which led to the implementation of a more elaborate alert system including the indicator for childhood vaccination data completeness (ii) and automated, monthly alert reports. In spring 2014, a similar situation occurred affecting adolescent human papillomavirus (HPV) vaccinations after an update to another patient information system software. This time, the alert system was able to point out the anomaly in less than two months. After both incidents, the respective software companies were contacted and retrospective data collections were conducted in order to fill the identified NVR's gaps.

## Reporting

Starting with autumn 2013, THL has been reporting annual nationwide and HCC-specific vaccination coverage figures of the Finnish childhood vaccination programme, adolescent HPV vaccination programme and seasonal influenza vaccination programme [6] (Figure 1). These are also available in a form of interactive maps, providing user-friendly access to aggregated nationwide vaccination data. Only HCCs meeting the criterion for data completeness for all the months covered by the observation period of interest, e.g. from birth until the age of 2 years in the case of early-childhood vaccinations, are included in nationwide reports, which are online available [19]. The same quality control process is applied for any vaccine impact analysis using the NVR: in a recent effectiveness study of the live attenuated and the inactivated influenza vaccine in 2-year-olds, the individuals covered by the HCCs that did not meet the data completeness criterion, i.e. 5% of the study population, were omitted from the population-based analysis [20].

**TABLE 2**

Example for the identification of live-attenuated influenza vaccine Fluenz Tetra vaccination records with a single known lot number of FJ2098C using the Levenshtein string similarity metric [16] and a similarity value  $\geq 0.7$  as an approximate match

Lot number	Cleansed lot number	Similarity value	Trade name	Vaccine identified by
LOT FJ2098C	FJ2098C	(not evaluated)	(not evaluated)	Lot number, exact match
F72098C	F72098C	0.857	(not evaluated)	Lot number, fuzzy match
fj2098.	FJ2098	0.857	(not evaluated)	Lot number, fuzzy match
FJ2098	FJ2098	0.714	(not evaluated)	Lot number, fuzzy match
FJ20	FJ20	0.571	Fluenz Tetra	Trade name, exact match
Fluenz Tetra	FLUENZTETRA	0.091	(missing value)	(not identified)

The default variable for identifying the administered vaccine is the lot number, cleansed for potential spelling mistakes. If this identification process fails, the trade name is evaluated. Having valuable information, e.g. the trade name, entered in the wrong field and other fields, e.g. the actual field for the trade name, empty or also with the wrong kind of information, can make the vaccine identification as part of the record linkage impossible.

Data on the absolute count of vaccinations are included in the reports as well, allowing a direct comparison with the HCCs' own records. In addition, summaries of the vaccine identification process (Table 2) are shared with the HCCs. After continuous efforts emphasising the importance of the lot number, both through education and by means of periodical reports, the quality of these data entries has improved from 94% (1,570,169/1,674,905) identified by lot number in 2012 to 97% (2,063,669/2,121,646) in 2015 and from 1% (21,675/1,674,905) unidentified in 2012 to 0% (6,257/2,121,646) in 2015.

Moreover, the amount of incoming vaccination data is monitored weekly and internal online follow-ups provide near real-time vaccination coverage information for all vaccines and age groups.

### Challenges and future perspectives

The constantly reshaping administrative areas (Figure 2) and the variety of patient information system software programmes and their versions have made the establishment of the NVR in Finland particularly challenging. The current mechanisms constantly required for maintaining the NVR are (i) methods for record linkage, (ii) education of healthcare workers, (iii) data quality assessment, and (iv) continuous reporting.

The vaccine lot number is used as the key variable for identifying the vaccine. From the coding point-of-view, the lot number is a suboptimal choice for vaccine identification, because it is not feasible to develop a pre-coded data entry for the lot number in the patient information systems. Instead, free text is required. A potential improvement would be to use barcode readers, but unfortunately vaccine manufacturers do currently not include the lot number in the vaccines' barcodes in Europe. However, with the listed four quality control mechanisms in place, the quality of computer-based recording of NVP vaccinations in Finland has improved to a degree that almost all vaccines are currently identified on a lot level [18].

When collecting a large amount of real-time data in an automated fashion, and from several data providers and software systems, special attention is required to detect any anomalies in data. Any unexpected changes in the process of data entry and data dispatch can lead to inadvertent omission of records, as exemplified by the problems experienced during the first years of the NVR. In order to detect these changes, an alert system has been deployed. However, since it is not possible to anticipate all possible anomalies, developing and maintaining the alert system based on previous experience, is a continuous process.

Maintaining the NVR also requires continuous interaction and dialogue with the HCCs. A pivotal tool for such interaction is permanent provision of reports that summarise vaccination records at HCC-level. Due to regional and temporal gaps in the completeness of the data, only periodical (annual) reporting has been employed so far. However, the plan is to gradually move towards continuous reporting. Continuous reporting was piloted during the influenza season 2015/16, when the accumulation of influenza vaccinations documented in the NVR was reported weekly on a public THL webpage [21], and is continued in 2016/17 [22].

At the moment, the NVR contains vaccinations given within the public primary healthcare system. However, Avohilmo is currently being expanded also to the private primary healthcare. Furthermore, other national registers like the Hospital Discharge Register and the Medical Birth register are being prepared to include also vaccination information into their data content and collection. The purpose of these additions is to include also vaccinations given in hospitals and at birth clinics into the NVR.

In parallel with the efforts to add the collection of vaccination records into other national registers, a project has been initiated, which explores the possibility to utilise the recently established Finnish National Patient Archive (Kanta) [23]. Kanta is a nationwide



system developed for nationwide access to patient information for both healthcare workers and citizens themselves. Through Kanta, citizens can browse personal vaccination records via an online server. Parallel efforts to expand data collections and utilise already collected data for register purposes is especially topical now, when Finland is introducing a health, social services and regional government reform, one of the biggest ever administrative and operational overhauls in Finland [24].

## Conclusion

Constant monitoring of the quality of a population-based vaccination register is a prerequisite for a continuous and reliable evaluation of both the vaccine uptake and impact on a national level. The presented quality control measures developed to monitor the validity of NVR data in Finland have proven useful to improve the quality and completeness of the register. Thus, this process documentation may serve as a basis to improve the design and the quality of other vaccination or healthcare registers.

## Acknowledgments

The authors would like to thank Matti Mäkelä, Sanna-Mari Saukkonen, and Pirjo Tuomola for their help and collaboration during the establishment of Avohilmo. Furthermore, the authors would like to acknowledge Bijoy Joseph, Mika Lahdenkari, and Esa Ruokokoski for their early work on standardisation and coding, record linkage, and statistical analysis of the first retrospective collection of vaccination records. The authors would also like to thank Terhi Kilpi for initiating the NVR project, and for her professional and administrative support in establishing the NVR.

## Conflict of interest

None declared.

## Authors' contributions

UB, JS, SJ, HN, TP, and JJ contributed to the conception and design of the manuscript. UB and JS performed the analyses and all authors interpreted the results. UB wrote the first draft. All authors reviewed, provided comments and approved the final version of the manuscript.

## References

1. Finland's Ministry of Justice. Sosiaali- ja terveystieteiden asetus rokotuksista ja tartuntatautiin raskaudenaikaisesta seulonnasta. [Ministry of Social Affairs and Health. Decree on vaccinations and screening of infectious diseases during pregnancy]. 421/2004. Helsinki: Finland's Ministry of Justice. 6 May 2004. Finnish. Available from: <http://www.finlex.fi/fi/laki/alkup/2004/20040421?search%5Btype%5D=pika&search%5Bpika%5D=421%2F2004>
2. Trogstad L, Ung G, Hagerup-Jenssen M, Cappelen I, Haugen IL, Feiring B. The Norwegian immunisation register--SYSAK. *Euro Surveill.* 2012;17(16):20147. PMID: 22551462
3. Grove Krause T, Jakobsen S, Haarh M, Mølbak K. The Danish vaccination register. *Euro Surveill.* 2012;17(17):20155. PMID: 22551494
4. van Lier A, Oomen P, de Hoogh P, Drijfhout I, Elsinghorst B, Kemmeren J, et al. Præventis, the immunisation register of

- the Netherlands: a tool to evaluate the National Immunisation Programme. *Euro Surveill.* 2012;17(17):20153. PMID: 22551495
5. Population Register Centre. Finland. Population Information System. 2017; Helsinki: Population Register Centre; [Accessed 13 Apr 2017]. Available from: <http://vrk.fi/en/population-information-system>
  6. Elonsalo U. National Immunization Programme NIP in Finland. Helsinki: National Institute for Health and Welfare. [Accessed 13 Apr 2017]; Available from: [http://www.terveyskirjasto.fi/terveyskirjasto/ktl.mat?p\\_selaus=4698](http://www.terveyskirjasto.fi/terveyskirjasto/ktl.mat?p_selaus=4698)
  7. National Patient Data Archive. Finland. Kanta Architecture. Helsinki: Ministry of Social Affairs and Health. [Accessed 13 Apr 2017]; Available from: <http://www.kanta.fi/en/web/ammattilaisille/arkkitehtuuri>
  8. National Institute for Health and Welfare (THL), Finland. Code service. Helsinki: THL. [Accessed 13 Apr 2017]; Available from: <https://www.thl.fi/fi/web/thlfi-en/services/code-service>
  9. Kansaneläkelaitos (Kela) - The Social Insurance Institution of Finland. Medicinal Products Database. 2016; Helsinki: Kela. [Accessed 13 Apr 2017] Available from: <http://www.kela.fi/web/en/medicinal-products-database>
  10. World Health Organization (WHO) Collaborating Centre for Drug Statistics Methodology. Structure and principles. Oslo: WHO Collaborating Centre for Drug Statistics Methodology. 2011; [Accessed 13 Apr 2017]. Available from: [http://www.whocc.no/atc/structure\\_and\\_principles/](http://www.whocc.no/atc/structure_and_principles/). Accessed 04/13, 2017.
  11. Pharmaceutical Information Centre. Nordic Article Number (Vnr). Helsinki: Pharmaceutical Information Centre. [Accessed 13 Apr 2017]; Available from: [http://wiki.vnr.fi/?page\\_id=36](http://wiki.vnr.fi/?page_id=36)
  12. European Medicines Agency (EMA). Guideline on the conduct of pharmacovigilance for vaccines for pre- and post-exposure prophylaxis against infectious diseases. EMEA/CHMP/PhVWP/503449/2007 London: EMA; 22 Jul 2009. Available from: [http://www.ema.europa.eu/docs/en\\_GB/document\\_library/Regulatory\\_and\\_procedural\\_guideline/2009/11/WC500011272.pdf](http://www.ema.europa.eu/docs/en_GB/document_library/Regulatory_and_procedural_guideline/2009/11/WC500011272.pdf)
  13. Nohynek H, Jokinen J, Partinen M, Vaarala O, Kirjavainen T, Sundman J, et al. AS03 adjuvanted AH1N1 vaccine associated with an abrupt increase in the incidence of childhood narcolepsy in Finland. *PLoS One.* 2012;7(3):e33536. DOI: 10.1371/journal.pone.0033536 PMID: 22470453
  14. Jokinen J, Nohynek H, Honkanen J, Vaarala O, Partinen M, Hublin C, et al. Pandemiarokotteen ja narkolepsian yhteys aikuisilla - varmennettuihin rekisteritietoihin perustuva kohorttitutkimus. [The association between the pandemic vaccine and narcolepsy in adults – a cohort study based on verified register data]. Helsinki: National Institute for Health and Welfare. 2013. Finnish. Available from: [https://www.julkari.fi/bitstream/handle/10024/104482/URN\\_ISBN\\_978-952-245-921-3.pdf?sequence=1](https://www.julkari.fi/bitstream/handle/10024/104482/URN_ISBN_978-952-245-921-3.pdf?sequence=1)
  15. National Institute for Health and Welfare (THL), Finland. Register of Primary Health Care visits. Helsinki: THL; [Accessed 13 Apr 2017]. Available from: <https://www.thl.fi/en/web/thlfi-en/statistics/information-on-statistics/register-descriptions/register-of-primary-health-care-visits>
  16. National Institute of Standards and Technology (NIST). Algorithms and Theory of Computation Handbook. CRC Press LLC, 1999, "Levenshtein distance", in Dictionary of Algorithms and Data Structures [online], Vreda Pieterse and Paul E. Black, eds. 22 June 2015. [Accessed 13 Apr 2017]. Available from: <https://www.nist.gov/dads/HTML/Levenshtein.html>
  17. National Institute for Health and Welfare (THL), Finland. Rokotusten kirjaaminen. [Recording of vaccinations]. Helsinki: THL; [Accessed 13 Apr 2017]. Finnish. Available from: <https://www.thl.fi/fi/web/rokottaminen/kaytannon-ohjeita/rokotusten-kirjaaminen>
  18. National Institute for Health and Welfare (THL), Finland. Vaccinations. Helsinki: THL; [Accessed 13 Apr 2017]. Available from: <https://www.thl.fi/fi/web/thlfi-en/statistics/information-on-statistics/quality-descriptions/vaccinations>
  19. National Institute for Health and Welfare (THL), Finland. Rokotusrekisteri. [The Vaccination Register]. Helsinki: THL; [Accessed 13 Apr 2017]; Finnish. Available from: <https://www.thl.fi/fi/web/rokottaminen/kansallinen-rokotusohjelma/rokotusrekisteri>
  20. Nohynek H, Baum U, Syrjänen R, Ikonen N, Sundman J, Jokinen J. Effectiveness of the live attenuated and the inactivated influenza vaccine in two-year-olds - a nationwide cohort study Finland, influenza season 2015/16. *Euro Surveill.* 2016;21(38):30346. DOI: 10.2807/1560-7917.ES.2016.21.38.30346 PMID: 27684447
  21. National Institute for Health and Welfare (THL), Finland. Annetut influenssarokotukset kaudella 2015–2016. [Influenza vaccinations given in the season 2015–2016]. Helsinki: THL; [Accessed 13 Apr 2017]; Finnish. Available from: <https://www.thl.fi/fi/web/rokottaminen/>

kansallinen-rokotusohjelma/rokotusrekisteri/  
kaudella-2015-2016-annetut-influenssarokoteannokset

22. National Institute for Health and Welfare (THL), Finland. Annetut influenssarokotukset kaudella 2016–2017. [Influenza vaccinations given in the season 2016–2017]. Helsinki: THL; [Accessed 13 Apr 2017]; Finnish. Available from: <https://www.thl.fi/fi/web/rokottaminen/kansallinen-rokotusohjelma/rokotusrekisteri/annetut-influenssarokotukset-kaudella-2016-2017>
23. National Patient Data Archive, Finland. My Kanta pages. Helsinki: Ministry of Social Affairs and Health; [Accessed 13 Apr 2017]. Available from: <http://www.kanta.fi/en/omakanta>
24. Pöysti T. General description of the reform package on health, social services and regional government. Helsinki: Ministry of Social Affairs and Health; [Accessed 13 Apr 2017]. Available from: <http://alueuudistus.fi/en/general-information>

## License and copyright

This is an open-access article distributed under the terms of the Creative Commons Attribution (CC BY 4.0) Licence. You may share and adapt the material, but must give appropriate credit to the source, provide a link to the licence, and indicate if changes were made.

This article is copyright of the authors, 2017.

# National Bulletins

## AUSTRIA

Mitteilungen der Sanitätsverwaltung  
Bundesministerium für Gesundheit Familie und Jugend, Vienna  
Monthly, print only. In German.  
<http://www.bmgfj.gv.at/cms/site/thema.html?channel=CH0951>

## BELGIUM

Vlaams Infectieziektebulletin  
Department of Infectious Diseases Control, Flanders  
Quarterly, print and online. In Dutch, summaries in English.  
<http://www.infectieziektebulletin.be>

Bulletin d'information de la section d'Epidémiologie  
Institut Scientifique de la Santé Publique, Brussels  
Monthly, online. In French.  
<http://www.iph.fgov.be/epidemio/epifr/episcoop/episcoop.htm>

## BULGARIA

Bulletin of the National Centre of Infectious and Parasitic Diseases, Sofia  
Print version. In Bulgarian.  
<http://www.ncipd.org/>

## CYPRUS

Newsletter of the Network for Surveillance and Control of Communicable Diseases in Cyprus  
Medical and Public Health Services, Ministry of Health, Nicosia  
Biannual, print and online. In Greek.  
<http://www.moh.gov.cy>

## CZECH REPUBLIC

Zprávy CEM (The Bulletin of Centre for Epidemiology and Microbiology)  
Státní zdravotní ústav (National Institute of Public Health), Prague  
Monthly, print and online (6 month later after print version). In Czech, with abstracts in English.  
<http://www.szu.cz/publications-and-products/zpravy-epidemiologie-a-mikrobiologie>

Infekce v ČR - EPIDAT (Notifications of infectious diseases in the Czech Republic)  
Státní zdravotní ústav (National Institute of Public Health), Prague  
<http://www.szu.cz/publikace/data/infekce-v-cr>

## DENMARK

EPI-NEWS  
Department of Epidemiology, Statens Serum Institut, Copenhagen  
Weekly, print and online. In Danish and English.  
<http://www.ssi.dk>

## FINLAND

Kansanterveyslaitos  
Department of Infectious Disease Epidemiology, National Public Health Institute, Helsinki  
Monthly, print and online. In Finnish.  
[http://www.ktl.fi/portal/suomi/osastot/infe/tutkimus/tartuntatautien\\_seuranta/tartuntatautilaakar\\_in\\_kommentit/](http://www.ktl.fi/portal/suomi/osastot/infe/tutkimus/tartuntatautien_seuranta/tartuntatautilaakar_in_kommentit/)

## FRANCE

Bulletin épidémiologique hebdomadaire  
Institut de veille sanitaire, Saint-Maurice Cedex  
Weekly, print and online. In French.  
<http://www.invs.sante.fr/beh/default.htm>

## GERMANY

Epidemiologisches Bulletin  
Robert Koch-Institut, Berlin  
Weekly, print and online. In German.  
[http://www.rki.de/DE/Content/Infekt/EpidBull/epid\\_\\_bull\\_\\_node.html](http://www.rki.de/DE/Content/Infekt/EpidBull/epid__bull__node.html)

## GREECE

HCDCP Newsletter  
Hellenic Centre for Disease Control and Prevention (HCDCP/KEELPNO), Athens  
Monthly, online. In English and Greek.  
<http://www2.keelpno.gr/blog/?lang=en>

## HUNGARY

Epinfo (az Országos Epidemiológiai Központ epidemiológiai információs hetilapja)  
National Center For Epidemiology, Budapest  
Weekly, online. In Hungarian.  
<http://www.oek.hu/oek.web?to=839&nid=41&pid=7&lang=hun>

## ICELAND

EPI-ICE  
Landlæknisembættið  
Directorate Of Health, Seltjarnarnes  
Monthly, online. In Icelandic and English.  
<http://www.landlaeknir.is>

## IRELAND

EPI-INSIGHT  
Health Protection Surveillance Centre, Dublin  
Monthly, print and online. In English.  
<http://www.hpsc.ie/hpsc/EPI-Insight>

## ITALY

Notiziario dell'Istituto Superiore di Sanità  
Istituto Superiore di Sanità, Reparto di Malattie Infettive, Rome  
Monthly, online. In Italian.  
<http://www.iss.it/publ/noti/index.php?lang=1&tipo=4>

Bolletino Epidemiologico Nazionale (BEN)  
Istituto Superiore di Sanità, Reparto di Malattie Infettive, Rome  
Monthly, online. In Italian.  
<http://www.epicentro.iss.it/ben>

## LATVIA

Epidemiologijas Biļeteni  
Sabiedrības veselības aģentūra  
Public Health Agency, Riga  
Online. In Latvian.  
<http://www.sva.lv/epidemiologija/bileteni>

## LITHUANIA

Epidemiologijos žinios  
Užkrečiamųjų ligų profilaktikos ir kontrolės centras  
Center for Communicable Disease Prevention and Control, Vilnius  
Online. In Lithuanian.  
<http://www.ulac.lt/index.php?pl=26>

## NETHERLANDS

Infectieziekten Bulletin  
Rijksinstituut voor Volksgezondheid en Milieu  
National Institute of Public Health and the Environment, Bilthoven  
Monthly, print and online. In Dutch.  
<http://www.rivm.nl/infectieziektenbulletin>

## NORWAY

MSIS-rapport  
Folkehelseinstituttet, Oslo  
Weekly, print and online. In Norwegian.  
<http://www.folkehelsa.no/nyhetsbrev/msis>

## **POLAND**

Meldunki o zachorowaniach na choroby zakaźne i zatruciach w Polsce  
Panstwowy Zakład Higieny,  
National Institute of Hygiene, Warsaw  
Fortnightly, online. In Polish and English.  
<http://www.pzh.gov.pl>

## **PORTUGAL**

Saúde em Números  
Ministério da Saúde,  
Direcção-Geral da Saúde, Lisbon  
Sporadic, print only. In Portuguese.  
<http://www.dgs.pt>

## **ROMANIA**

Info Epidemiologia  
Centrul pentru Prevenirea și Controlul Bolilor Transmisibile, National Centre  
of Communicable Diseases Prevention and Control, Institute of Public Health,  
Bucharest  
Sporadic, print only. In Romanian.  
Sporadic, print only. In Romanian.  
[http://www.insp.gov.ro/cnscbt/index.php?option=com\\_docman&Itemid=12](http://www.insp.gov.ro/cnscbt/index.php?option=com_docman&Itemid=12)

## **SLOVENIA**

CNB Novice  
Inštitut za varovanje zdravja, Center za nalezljive bolezni, Institute of Public  
Health, Center for Infectious Diseases, Ljubljana  
Monthly, online. In Slovene.  
<http://www.ivz.si>

## **SPAIN**

Boletín Epidemiológico Semanal  
Centro Nacional de Epidemiología, Instituto de Salud Carlos III, Madrid  
Fortnightly, print and online. In Spanish.  
<http://revista.isciii.es>

## **SWEDEN**

Folkhälsomyndighetens nyhetsbrev  
Folkhälsomyndigheten, Stockholm  
Weekly, online. In Swedish.  
<http://www.folkhalsomyndigheten.se/>

## **UNITED KINGDOM**

### **ENGLAND AND WALES**

Health Protection Report  
Public Health England, London  
Weekly, online only. In English.  
<https://www.gov.uk/government/collections/health-protection-report-latest-infection-reports>

### **NORTHERN IRELAND**

Communicable Diseases Monthly Report  
Communicable Disease Surveillance Centre, Northern Ireland, Belfast  
Monthly, print and online. In English.  
<http://www.cdscni.org.uk/publications>

### **SCOTLAND**

Health Protection Scotland Weekly Report  
Health Protection Scotland, Glasgow  
Weekly, print and online. In English.  
<http://www.hps.scot.nhs.uk/ewr/>

## **EUROPEAN UNION**

“Europa” is the official portal of the European Union. It provides up-to-date  
coverage of main events and information on activities and institutions of the  
European Union.  
<http://europa.eu>

## **EUROPEAN COMMISSION - PUBLIC HEALTH**

The website of European Commission Directorate General for Health and  
Consumer Protection (DG SANCO).  
<http://ec.europa.eu/health/>

## **HEALTH-EU PORTAL**

The Health-EU Portal (the official public health portal of the European Union)  
includes a wide range of information and data on health-related issues and  
activities at both European and international level.  
<http://ec.europa.eu/health-eu/>

## **EUROPEAN CENTRE FOR DISEASE PREVENTION AND CONTROL**

European Centre for Disease Prevention and Control (ECDC)  
The European Centre for Disease Prevention and Control (ECDC) was  
established in 2005. It is an EU agency with aim to strengthen Europe’s  
defences against infectious diseases. It is seated in Stockholm, Sweden.  
<http://www.ecdc.europa.eu>



---

All material in *Eurosurveillance* is in the public domain and may be used and reprinted without special permission. However, the source should be cited properly and we suggest adding a link to the exact page on the *Eurosurveillance* website.

Articles published in *Eurosurveillance* are indexed in PubMed/Medline.

The *Eurosurveillance* print edition is a selection of short and long articles previously published on the *Eurosurveillance* website. The full listing of all *Eurosurveillance* articles can be found in the Archives section of the website.

The opinions expressed by authors contributing to *Eurosurveillance* do not necessarily reflect the opinions of the European Centre for Disease Prevention and Control (ECDC) or the Editorial team or the institutions with which the authors are affiliated. Neither the ECDC nor any person acting on behalf of the ECDC is responsible for the use which might be made of the information in this journal.

---



Visit our website at [www.eurosurveillance.org](http://www.eurosurveillance.org)

The *Eurosurveillance* print edition is a compilation of short and long articles that have previously been published on our website.

All the articles in this issue are available online: you can print each page separately or download the whole quarterly in pdf format.

The website archives all articles since 1995, and offers a search facility.

To receive *Eurosurveillance's* free **electronic releases** and e-alerts by email, please subscribe on our website.

Papers published in the former monthly release are indexed for MEDLINE since January 2001, and papers published in the weekly release from January 2005 (with the exception of short, non-scientific notices) are also indexed for MEDLINE.

The Index Medicus abbreviation for *Eurosurveillance* is Euro Surveill.

Follow us on Twitter : #eurosurveillanc

Contributions to Eurosurveillance are welcomed.  
Full instructions to authors are available on our  
website [www.eurosurveillance.org](http://www.eurosurveillance.org)

ISSN 1025 496X

Graphic design © ECDC, Stockholm



Publications Office