

# U.S. Environmental Protection Agency's Fiscal Year 2023

## Agency Financial Report



# ABOUT THIS REPORT

The U.S. Environmental Protection Agency is pleased to present the Fiscal Year 2023 Agency Financial Report (AFR). This report provides an overview of the financial and performance results for the fiscal year spanning October 1, 2022, through September 30, 2023.

The information, data, and analyses presented in this AFR are intended to aid the President, Congress, and the American people in evaluating the agency's annual activities and accomplishments towards its mission of protecting human health and the environment.

The FY 2023 AFR encompasses the EPA Office of Inspector General's FY 2023 Financial Statements Audit Report and the agency's FY 2023 *Federal Managers' Financial Integrity Act* Report, including the Administrator's statement assuring the soundness of the agency's internal controls.

The AFR reports information in accordance with the Chief Financial Officers Act and Office of Management and Budget Circular A-136, *Financial Reporting Requirements*, and fulfills the requirements set forth in OMB Circular A-11, *Preparation, Submission and Execution*

*of the Budget, and the Government Performance and Results Act Modernization Act of 2010.*


The AFR is one of two annual reports publishing information on EPA's programmatic and financial activities. The financial information within the AFR will be supplemented by the EPA's *FY 2023 Annual Performance Report*, which will present the agency's FY 2023 performance results as measured against the targets established in its *FY 2023 Annual Performance Plan and Budget* and the goals established in the *FY 2022–2026 EPA Strategic Plan*. The EPA's FY 2023 APR will be included with the agency's *FY 2025 Congressional Budget Justification* and will be posted on the agency's website.

Collectively, the AFR and APR present a complete summary of the agency's activities, accomplishments, progress, and financial information for each fiscal year. Both prior year reports are available at:

<https://www.epa.gov/planandbudget/fy-2022-2026-data-quality-records>.

## How the Report Is Organized

The EPA's FY 2023 AFR is organized into three sections to provide clear insight into the agency's financial results.



### Section I—Management's Discussion and Analysis

Provides an overview on the EPA's mission and organizational structure; a summary of performance results; an analysis of the financial statements and stewardship data; information on systems, legal compliance, and controls; and other management initiatives.



### Section II—Financial Section

Includes the agency's independently audited financial statements, which comply with the Chief Financial Officers Act, the related Independent Auditors' Report and other information on the agency's financial management.



### Section III—Other Accompanying Information

Provides additional material as specified under OMB Circular A-136, *Financial Reporting Requirements*, and the Reports Consolidation Act of 2000. The subsection titled "Management Integrity and Challenges" describes the EPA's progress toward strengthening management practices to achieve program results and presents the OIG's list of top management challenges.



### Section IV Appendices

Provides links to relevant information on the agency website and a glossary of acronyms and abbreviations.

# Table of Contents

|  |           |
|--|-----------|
| <b>ABOUT THIS REPORT .....</b>   | <b>1</b>  |
| <b>Table of Contents .....</b>   | <b>2</b>  |
| <b>Message from the Administrator .....</b>  | <b>4</b>  |
| <b>SECTION 1 - Management's Discussion and Analysis</b>                                    |           |
| About EPA.....   | 7         |
| History and Purpose.....   | 7         |
| Mission .....  | 7         |
| Organization .....   | 8         |
| Headquarter and Regional Office Map .....  | 9         |
| Collaborating with Partners and Stakeholders.....  | 9         |
| <b>FY 2023 PROGRAM PERFORMANCE.....</b>  | <b>10</b> |
| <b>FINANCIAL ANALYSIS AND STEWARDSHIP INFORMATION .....</b>                                | <b>11</b> |
| Sound Financial Management: Good for the Environment, Good for the Nation.....             | 11        |
| Financial Condition and Results.....   | 13        |
| Financial Management for the Future .....  | 17        |
| Limitations of the Principal Financial Statements.....                                     | 17        |
| <b>IMPROVING MANAGEMENT AND RESULTS .....</b>  | <b>18</b> |
| Office of Inspector General Audits, Evaluations, and Investigations .....                  | 18        |
| Grants Management.....   | 18        |
| <b>ACCOUNTABILITY: SYSTEMS, CONTROLS, AND LEGAL COMPLIANCE.....</b>                        | <b>19</b> |
| Federal Managers' Financial Integrity Act .....  | 19        |
| The Digital Accountability and Transparency Act.....                                       | 19        |
| Antideficiency Act (ADA).....  | 20        |
| Federal Financial Management Improvement Act (FFMIA).....                                  | 20        |
| Fiscal Year 2023 Annual Assurance Statement .....  | 21        |
| <b>SECTION II - Financial Section</b>  |           |
| Message from the Chief Financial Officer .....   | 23        |
| EPA's Fiscal Year 2023 and 2022 Consolidated Financial Statements (with restatement) ..... | 25        |
| Audit of EPA's Fiscal Years 2023 and 2022 Consolidated Financial Statements.....           | 84        |

**SECTION III - Other Accompanying Information**

Management Integrity and Challenges.....119

Overview of EPA’s Efforts.....119

2024 Key Management Challenges..... 120

Office of Inspector General-Identified Key Management Challenges .....121

**FY 2024 TOP MANAGEMENT CHALLENGES (OIG Report) .....122**

Agency Response to Office of Inspector General-Identified Management Challenges.....123

**PROGRESS IN ADDRESSING FY 2023 WEAKNESSES .....123**

Material Weakness.....123

Summary of Financial Statement Audit .....123

Summary of Management Assurances .....123

**PAYMENT INTEGRITY.....124**

I. Payment Reporting .....124

II. Risk Assessment.....125

III. Recoveries of Improper Payments .....127

Programs Susceptible to Improper Payments .....128

IV. Agency Improvement of Payment Accuracy with the Do Not Pay Initiative .....130

**CIVIL MONETARY PENALTY ADJUSTMENT FOR INFLATION.....131**

**BIENNIAL REVIEW OF USER FEES.....135**

**GRANTS PROGRAM.....136**

**CLIMATE-RELATED FINANCIAL RISK.....137**

**SECTION IV - Appendices**

**APPENDIX A PUBLIC ACCESS.....139**

**APPENDIX B ACRONYMS AND ABBREVIATIONS.....141**

# Message from the Administrator

November 15, 2023

The President  
The White House  
Washington, D.C. 20500



Dear Mr. President:

It is my privilege to present the U.S. Environmental Protection Agency's Fiscal Year 2023 Agency Financial Report. For the 24<sup>th</sup> consecutive year, the EPA has earned a clean, unmodified financial audit opinion from its independent auditors. This is an impressive achievement that speaks to the dedication, professionalism and integrity of the agency's team. The Agency Financial Report outlines how the EPA used its resources to advance the Administration's public health and environmental priorities benefiting the American people, while ensuring accountability and sustaining the highest standards of financial integrity.

We have made great strides advancing the Administration's historic Investing in America agenda. Through the Infrastructure Investment and Jobs Act, commonly called the Bipartisan Infrastructure Law, and the Inflation Reduction Act, the EPA is reversing years of neglect with upgrades to basic public utility infrastructure and services. We also are cleaning up toxic waste sites across the country and helping communities increase resilience to the impacts of climate change and extreme weather. Many of these investments focus on our nation's most vulnerable and underserved communities who have disproportionately borne the burden of pollution and environmental degradation. The breadth and impact of the work we are doing today is impressive, having a profound impact on the health and wellbeing of Americans now and for generations to come.

This Administration has made it clear since its first day that the United States is back as the global leader on climate change. Earlier this year, the agency took a major step to address the climate crisis while also investing in communities across America. The IRA authorized the EPA to create and implement the Greenhouse Gas Reduction Fund, a historic \$27 billion investment to combat the climate crisis by mobilizing financing and private capital for greenhouse-gas and air-pollution-reducing projects in communities across the country. Additionally, the GGRF's National Clean Investment Fund, the Clean Communities Investment Accelerator, and the Solar for All programs will finance clean-technology deployment nationally and in low-income and disadvantaged communities. Simultaneously, these resources will enhance the capacity of community lenders that serve those communities and spur adoption of clean-distributed solar energy that lowers energy bills for millions of Americans in low-income and disadvantaged communities. Each of these programs will help the United States address the climate crisis while expanding good-paying job opportunities in domestic industries and advancing the Administration's environmental justice goals.

As laid out in the agency's new *FY 2022-26 Strategic Plan*, the EPA is employing the full array of policy and legal tools at our disposal to incorporate environmental and climate justice considerations in all our activities and actions. We will do so while maintaining a steadfast commitment to scientific integrity as the underpinning of all the agency's decisions and rulemakings. We are dramatically stepping up the pace on efforts to modernize the country's drinking and wastewater systems;

safeguard communities and ecological systems from perfluoroalkyl and polyfluoroalkyl substances contamination; clean up and revitalize contaminated sites; and strengthen energy security while confronting the climate crisis. At the same time, these investments provide economic opportunities and create good jobs across the country.

This is a very exciting time in the EPA's history. As we take advantage of these transformational opportunities to protect human health and the environment more fully for all Americans, I continue to be inspired by the talented and committed public servants at the agency who conduct the EPA's business transparently and with the utmost financial integrity. I am proud to work alongside the agency's dedicated career staff and with our tribal, state and local partners who help us advance our mission to protect human health and the environment.

Respectfully,

A handwritten signature in black ink that reads "Michael S. Regan". The signature is written in a cursive, flowing style.

Michael S. Regan

Section I  
Management's  
Discussion and  
Analysis



# ABOUT EPA

## Mission

---

### *What EPA Does*

- ✓ *Develops and enforces regulations*
- ✓ *Gives grants to states, local communities, and tribes*
- ✓ *Studies environmental issues*
- ✓ *Sponsors partnerships*
- ✓ *Teaches people about the environment*
- ✓ *Publishes environmental health information*

The mission of the EPA is to protect human health and the environment.

To accomplish this mission, the EPA works to ensure that Americans have clean air, land, and water for present and future generations. This includes the EPA's commitment to take steps and align its actions to respond to the climate crisis and continue engaging the global community. Also, the EPA will take critical actions to advance environmental justice and enforce civil rights laws that impact underserved and overburdened communities. The EPA relies on accurate scientific information to identify human health and environmental matters that affect policy decisions and enforcement actions.

The EPA works to ensure all communities, individuals, businesses, and state, local and tribal governments have access to accurate and sufficient information to effectively participate in delivering a cleaner, safer, and healthier environment. The Agency ensures contaminated lands and toxic sites are cleaned up by potentially responsible parties and revitalized, and chemicals in the marketplace are reviewed for safety. Environmental stewardship is integral to U.S. policies concerning natural resources, human health, economic growth, energy, transportation, agriculture, industry, and international trade, and these factors are similarly considered in establishing environmental policy. The EPA is committed to effectively and efficiently serving the American people and conducting business with transparency in a manner worthy of the public's trust and confidence.

## History and Purpose

---

The EPA was established in 1970 and has worked over five decades to identify, evaluate, and execute sustainable solutions to existing and emerging environmental and public health concerns. The negative impact and hazards of environmental pollution underscore the value and importance of EPA's mission. The American people deserve a clean, healthy, and safe environment where they live, work, and play.

The EPA incorporates environmental research, monitoring, standard-setting, and enforcement functions under the guidance of a single, independent agency. As a result, the agency ensures environmental protection remains an integral part of all U.S. policies, whether related to economic growth, climate change, environmental justice, natural resource use, energy, transportation, agriculture, or human health.

The EPA has made and continues to make great strides in providing a cleaner, safer, and healthier environment for all Americans and future generations. Focused cleanup efforts have helped remedy the practices of the past, and the EPA continuously works to monitor and regulate pollutants, evaluate new chemicals and pesticides, and inspire better decision-making to safeguard our environmental future.



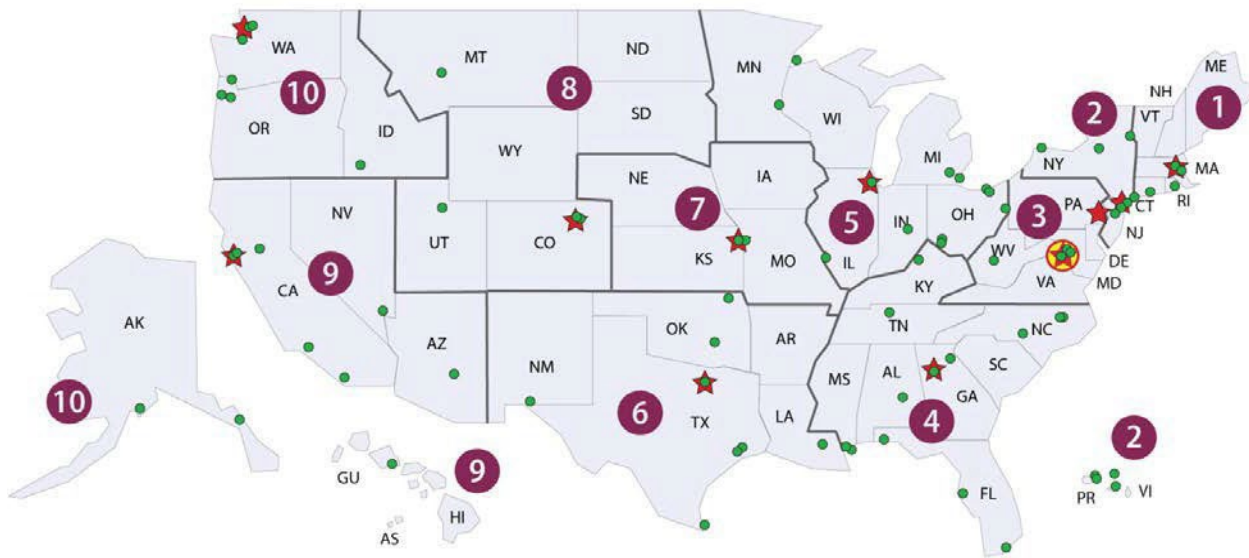
## Organization

The EPA's headquarters offices, 10 regional offices, and more than a dozen laboratories and field offices across the country employ a diverse, highly educated, and technically trained workforce of roughly 15,000 people.






## Headquarter and Regional Office Map

---



### EPA Offices and Facilities

-  EPA National Headquarters
-  EPA Regional Headquarters
-  EPA Regional and Program Laboratories and Facilities

## Collaborating with Partners and Stakeholders

---

The EPA's partnerships with states, tribes, local governments, and the global community are central to the success of protecting human health and the environment. For five decades, this collaboration has strengthened federal environmental protection laws that are implemented within state, tribal, and local jurisdictions. Through continued partnerships communities, individuals, businesses, and state, local and tribal governments have access to accurate information sufficient to effectively participate in managing human health and environmental risks.

## **FY 2023 PROGRAM PERFORMANCE**

Detailed FY 2023 performance results will be presented in the EPA's FY 2023 Annual Performance Report. The EPA will include its FY 2023 APR with its FY 2025 Annual Performance Plan and Budget. These reports, along with FY 2023 performance results will be posted at <http://www.epa.gov/planandbudget> concurrent with the publication of the FY 2025 President's Budget.

# FINANCIAL ANALYSIS AND STEWARDSHIP INFORMATION

## Sound Financial Management: Good for the Environment, Good for the Nation

The financial management overview below highlights some of the EPA's most significant financial achievements carried out during the agency's efforts to execute its mission to protect human health and the environment during FY 2023:

- **Agency Financial Statements.** For the 24th consecutive year, the EPA's OIG issued a "clean", unmodified, audit opinion for the Agency's financial statements. This accomplishment underlines EPA's consistency in providing timely, reliable, and accurate financial information that is reported in all material aspects.
- **Infrastructure Investment & Jobs Act (IIJA) & Inflation Reduction Act Funding (IRA).** Through the passing of the IIJA and IRA, the EPA received over \$100 billion in supplemental funding, which has created an unprecedented opportunity to advance agency efforts to protect human health and the environment and help the nation address challenges such as climate change, environmental justice and strengthening our nation's infrastructure. To ensure proper tracking and reporting of IIJA and IRA resources, OCFO developed new coding structures to precisely track dozens of new IIJA and IRA budgetary line items and enhanced dashboards so managers and staff could efficiently access budget and financial data in real time. These enhancements assist the agency in ensuring proper stewardship of IIJA and IRA funding.
- **CARES Act.** In FY 2023, the agency continued to use funds received under the *Coronavirus Aid, Relief, and Economic Security Act*, to support Environmental Program Management, Science and Technology, Building and Facilities and Superfund program efforts in response to the COVID-19 pandemic.
- **Program Integrity - Fraud Risk Management (FRM) Program.** In FY2023, the EPA enhanced its Fraud Risk Management (FRM) program to increase fraud risk awareness throughout the agency. OCFO led the FRM program by holding agency-wide trainings, discussions and fraud risk assessments, to help expand the dialogue and expertise surrounding fraud awareness across the agency. The agency successfully established a Fraud Risk Management Workgroup, who offered broad perspectives of potential fraud vulnerabilities in agency operations and identified various type of schemes to consider when assessing fraud. The Office of the Inspector General also extensively provided trainings to the agency to help employees identify and mitigate fraud vulnerabilities in daily operations. Currently, the OCFO is in the process of developing an extensive Fraud Risk Management Guidance document to publish and distribute agency-wide in FY 2024 to ensure effective program integrity.
- **Invoice Processing Platform.** In May 2023, the EPA fully launched the Invoice Processing Platform (IPP). IPP is an electronic invoicing system for all invoices that are currently processed through legacy agency systems. IPP has significantly streamlined and standardized the invoice approval process. It combines efforts from multiple systems, replacing the agency's Contract Payment System and Small Purchase Information Tracking System with a single system. IPP also interfaces directly with EPA's acquisition system and financial system, which eliminates data reconciliation issues when processing invoices. Since its release in May, vendor payments have been made on over 14,700 invoices in IPP totaling over \$588 million.
- **Robotics Process Automation (RPA).** OCFO developed a Robotics Process Automation (RPA) program to pilot and implement the usage of automation to allow for improved efficiency in financial management practices. One example of an implemented RPA involved automating the retrieval of grant-related earmark financial data from the Agency's Compass Data Warehouse in order to streamline reporting and tracking. This RPA eliminated manual processes the agency formerly used for data validation, reduced the potential for human error and minimized volume processing time. As the agency continues to develop its RPA program, the goal is to continually find new processes related to financial management that can be better controlled and run through automation.

- **Continuous Improvement Summit.** In FY 2023, OCFO's Office of Continuous Improvement (OCI) hosted the EPA's 5<sup>th</sup> annual continuous improvement summit, which brought people back together in person while maintaining a virtual component, making it the first hybrid summit. The summit in FY 2023 had 450 registrants and participation from 35 states, 10 tribes and 1 other country, in addition to over 300 EPA employees. A total of 51 speakers delivered 30 different sessions focused on providing summit attendees training, tools, and techniques to help them innovate and continuously improve processes in their programs and organizations. This summit speaks to the OCFO's commitment to collaboration, innovation, and continuous improvement as we continue our efforts to ensure sound financial management of appropriated resources.

## Financial Condition and Results

Financial statements are formal financial records that document the EPA's activities at the transaction level, where a "financial event" occurs. A financial event is any occurrence having financial consequences to the federal government related to the receipt of appropriations or other financial resources; acquisition of goods or services; payments or collections; recognition of guarantees, benefits to be provided, and other potential liabilities; or other reportable financial activities.

The EPA prepares four consolidated statements (a balance sheet, a statement of net cost, a statement of changes in net position, and a statement of custodial activity) and one combined statement, the Statement of Budgetary Resources. Together, these statements with their accompanying notes provide the complete picture of the EPA's financial situation. The complete statements with accompanying notes, as well as the auditors' opinion, are available in Section II of this report.

The balance sheet displays assets, liabilities, and net position as of September 30, 2023, and September 30, 2022. The statement of net cost shows the EPA's gross cost to operate, minus exchange revenue earned from its activities. Together, these two statements provide information about key components of the EPA's financial condition—assets, liabilities, net position, and net cost of operations. The balance sheet trend chart depicts the agency's financial activity levels since FY 2021.

### Key Terms

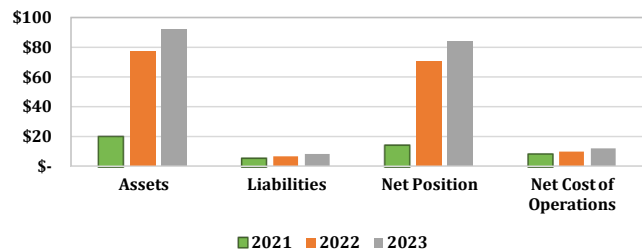
**Assets:** What the EPA owns and manages.

**Liabilities:** Amounts the EPA owes because of past transactions or events.

**Net position:** The difference between the EPA's assets and liabilities.

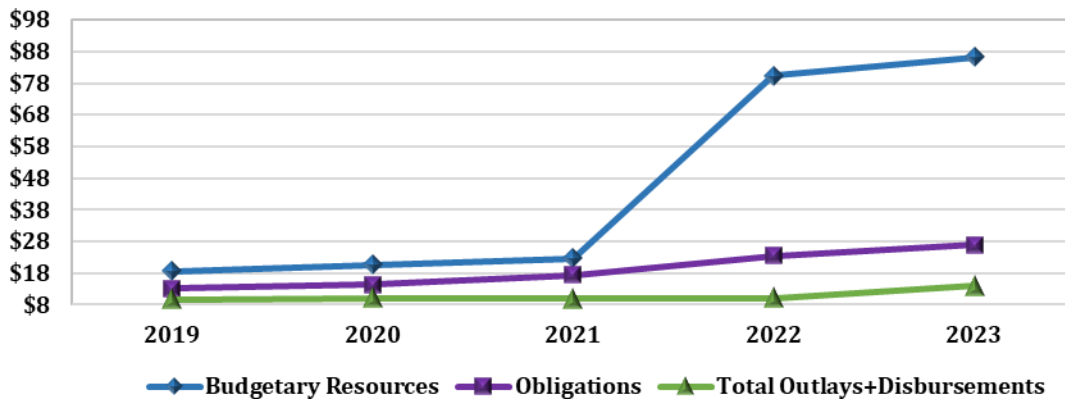
**Net cost of operations:** The difference between the costs incurred by the EPA's programs and revenues.

**Balance Sheet Trend  
(dollars in billions)**



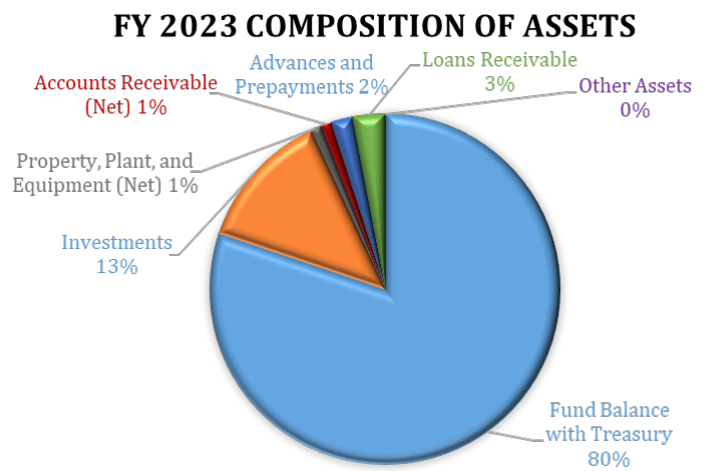
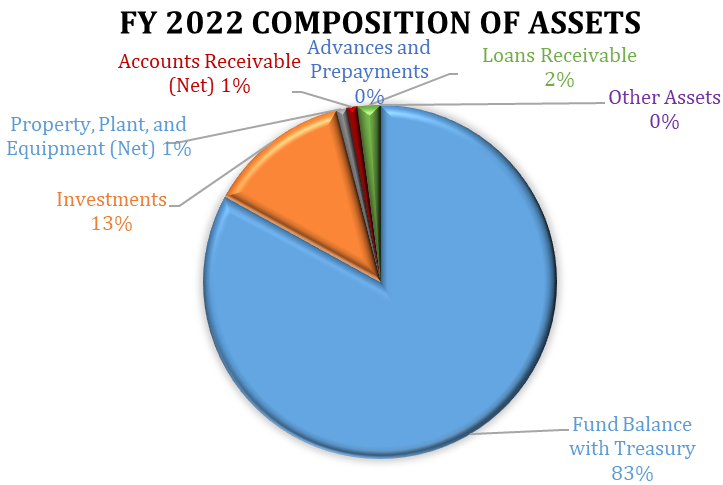
The figure below depicts the EPA’s aggregate budgetary resources (congressional appropriations and some agency collections), obligations (authorized commitment of funds), and total outlays (cash payments) for each of the last five fiscal years. The Statement of Budgetary Resources in Section II provides more information on the makeup of the agency’s resources.

### EPA Financial Trends (dollars in billions)



### Assets—What EPA Owns and Manages

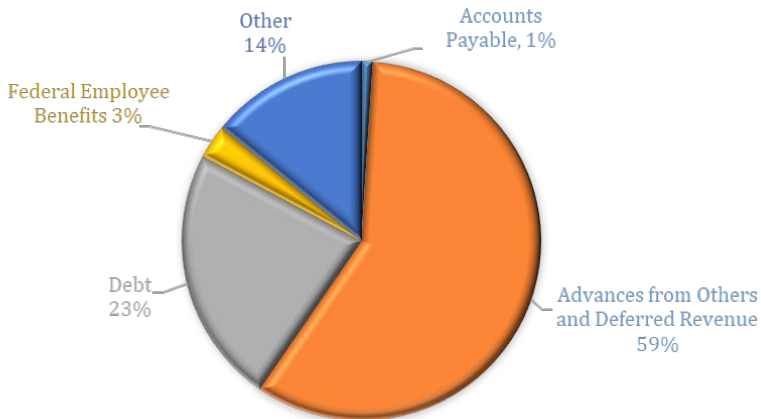
The EPA’s assets totaled \$92 billion at the end of FY 2023, an increase of \$14.75 billion from the FY 2022 level. In FY 2023, approximately 93 percent of the EPA’s assets fall into two categories: fund balance with the Department of the Treasury and investments. All of the EPA’s investments are backed by U.S. government securities. The graph below compares the agency’s FY 2023 and FY 2022 assets by major categories.



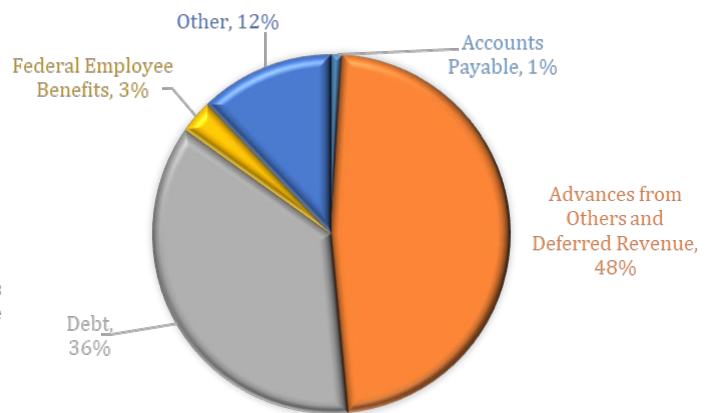
**Liabilities—What EPA Owes**

The EPA’s liabilities were \$8.13 billion at the end of FY 2023, an increase of \$1.5 billion from the FY 2022 level. In FY 2023, the EPA’s largest liability (48 percent) was advances from others and deferred revenue. Additional categories include accounts payable, federal employee benefits, and debt. The graphs compare FY 2023 and FY 2022 liabilities by major categories.

**FY 2022 COMPOSITION OF LIABILITIES**



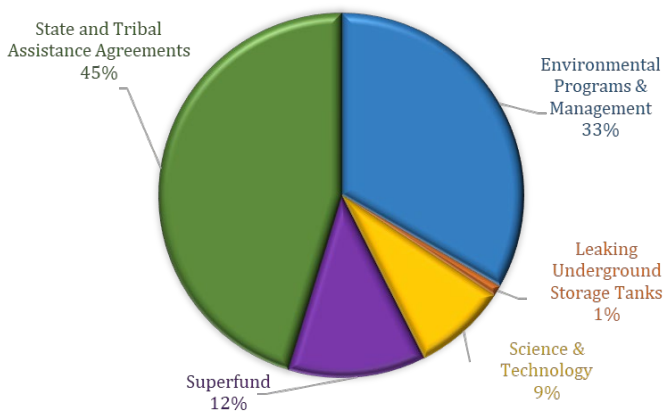
**FY 2023 COMPOSITION OF LIABILITIES**



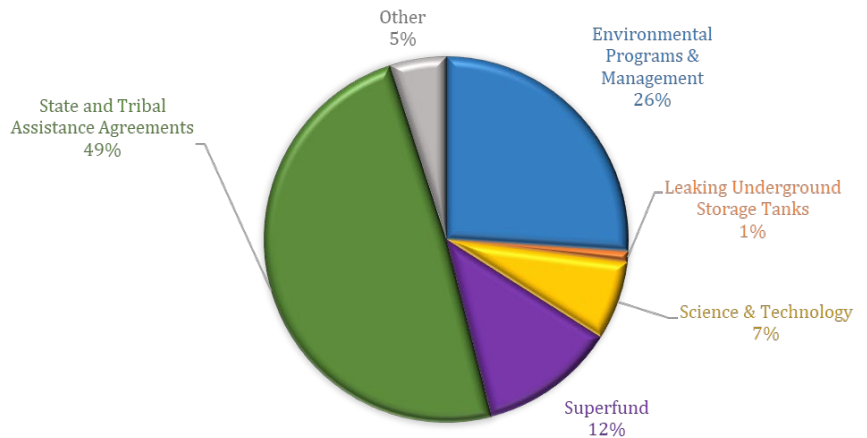
**Net Cost of Operations—How EPA Used Its Funds**

The graph that follows show how the EPA’s funds are expended among five expenditure accounts in FY 2023 and FY 2022.

**FY 2022 NET COST BY PROGRAM**

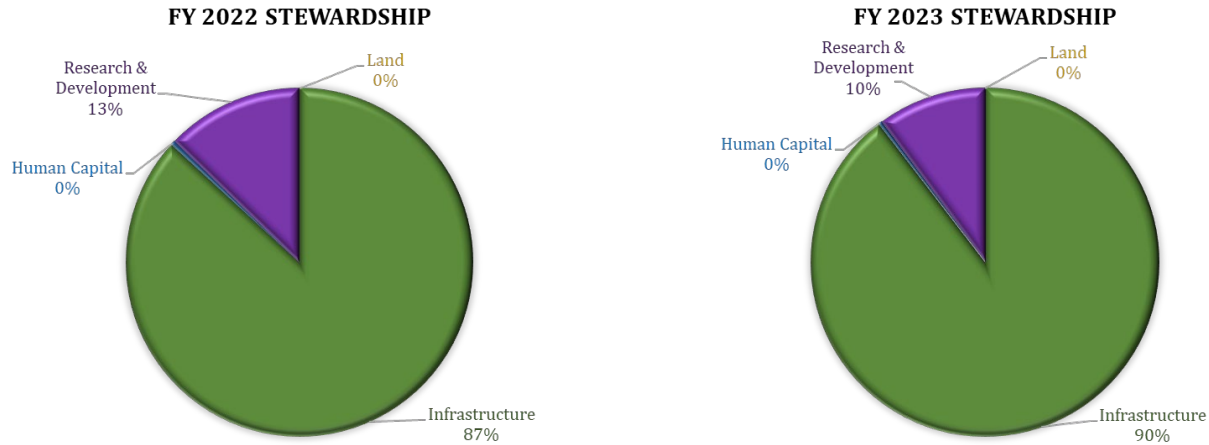


**FY 2023 NET COST BY PROGRAM**





The EPA serves as a steward on behalf of the American people. The chart below presents four categories of stewardship: Superfund land easement, research and development, infrastructure, and human capital. In FY 2023, the EPA devoted a total of \$6.12 billion to its stewardship activities.



Per the Federal Accounting Standards Advisory Board, stewardship investments consist of expenditures made by the agency for the long-term benefit of the nation that do not result in the federal government acquiring tangible assets.

- Some of the largest infrastructure programs within the agency are the Clean Water State Revolving Fund and Drinking Water State Revolving Fund (SRF) programs that provide grant funds to states for water infrastructure projects, such as the construction of wastewater and drinking water treatment facilities. States lend the majority of these funds to localities or utilities to fund the construction and or upgrade of facilities (some may also be used for loan forgiveness or given as grants). Loan repayments then revolve at the state level to fund future water infrastructure projects. The EPA’s budget included nearly \$11.24 billion in FY 2023 appropriated funds for the SRFs for states’ use. In addition, states lent billions of dollars from funds they received as repayments from previous State Revolving Fund loans. These funds provide assistance to public drinking water and wastewater systems for the enhancement of water infrastructure, allowing for cleaner water bodies and crucial access to safer drinking water for millions of people.
- Research and development activities enable the EPA to identify and assess important risks to human health and the environment. These critical research investments provide the basis for the EPA’s regulatory work, including regulations to protect children’s health and at-risk communities, drinking water, and the nation’s ecosystems.
- Land activities include contaminated sites to which the EPA acquires title under the Superfund authority. This land needs remediation and cleanup because its quality is well below any usable and manageable standards. To gain access to contaminated sites, the EPA may acquire easements that are in good and usable condition. These easements may also serve to isolate the site and restrict usage while the cleanup is taking place.
- The agency’s investment in human capital through training, which includes a focus on diversity, equity, and inclusion awareness, public forums, and research fellowships are components of many of the agency’s programs and effective in achieving the agency’s mission of protecting public health and the environment.

## **Financial Management for the Future**

---

During times of environmental challenges, sound stewardship of the EPA's financial resources continues to be critical to the agency's ability to protect the environment and human health. Reliable, accurate, and timely financial information is essential to ensure prudent and cost-effective decisions for addressing land, water, air and broader ecosystem issues. The strength of EPA's financial stewardship capabilities reflects the fundamental elements of financial management: people and systems.

**People:** The EPA actively leverages available tools to recruit the highly qualified individuals with the necessary skills to meet tomorrow's financial challenges. Relevant staff members are trained in financial analysis and forecasting to understand financial data and what it means.

**Systems:** The EPA is integrating financial information into decision-making so that it effectively maximizes the prudent use of its resources. The EPA's core financial system, Compass, is based on a commercial-off-the-shelf software solution. Compass has improved the EPA's financial stewardship by strengthening accountability, data integrity and internal controls within the following business areas:

- General ledger
- Accounts payable
- Accounts receivable
- Property
- Project cost
- Intra-governmental transactions
- Budget execution

Compass provides core budget execution and accounting functions while facilitating more efficient transaction processing. The system posts updates to ledgers and tables as transactions are processed and generates source data for the preparation of financial statements and budgetary reports. During the next year, the agency plans to look at opportunities to review all remaining payment tracking systems and seek to move them into the financial system, where applicable.

The OMB has outlined several planned solutions to assist agencies with modernizing and maximizing information technology while retiring aging administrative systems. The implementation of shared solutions will allow the EPA to continue efforts already begun to streamline and enhance the delivery of financial management information and services. The EPA has implemented G-Invoicing (for federal interagency agreements) and the Invoice Payment Platform (for contracts and simplified acquisitions). These two initiatives were guided by the Treasury. The agency has fully implemented G-Invoicing for all new interagency agreements. The second stage of the implementation involves the coordinated effort between the agency and trading partners to establish all existing interagency agreements in G-Invoicing. The agency is actively working with trading partners to close out or transfer all of the existing IA agreements to G-invoicing, in order to meet the FY 2026 mandate. The conversion of existing interagency agreements will be limited based on the trading partner's overall implementation status of G-invoicing.

## **Limitations of the Principal Financial Statements**

---

The EPA prepared the principal financial statements to report the financial position and results of its operations, pursuant to the requirements of 31 U.S.C. 3515 (b). The EPA has prepared the statements from the books and records of the entity in accordance with federal generally accepted accounting principles and the formats prescribed by OMB. Reports used to monitor and control budgetary resources are prepared from the same books and records. The financial statements should be read with the realization that they are for a component of the final U.S. Government financial statements.

# IMPROVING MANAGEMENT AND RESULTS

## Office of Inspector General Audits, Evaluations, and Investigations

The OIG contributes to the EPA’s mission to protect human health and the environment by assessing the efficiency and effectiveness of the agency’s program management and results. The OIG provides oversight to help EPA carry out its mission through audits, evaluations, inspections, and investigations to determine if agency resources are used as intended, identify cost savings, and help the agency protect human health and the environment more efficiently and cost effectively. The OIG performs its mission through independent oversight of the programs and operations of the EPA and the development of recommendations for improvements. The OIG also contributes to the oversight, integrity of, and public confidence in the agency’s programs and to the security of its resources by preventing and detecting possible fraud, waste, and abuse and pursuing judicial and administrative remedies.

In FY 2023, the OIG identified key management challenges and internal control weaknesses and the audits, evaluations, and investigations resulted in:

- \$182,964,548 million in potential savings and recoveries<sup>1</sup>;
- 77 Recommendations for improvement; and,
- 48 Criminal, Civil, or Administrative Enforcement Actions<sup>2</sup>.

## Grants Management

The EPA has two major grants management metrics, one for grant competition, the other for grants closeout. The EPA’s Policy for Competition of Assistance Agreements establishes requirements for the competition of assistance agreements (grants, cooperative agreements, and fellowships) to the maximum extent practicable. The Agency tracks the percentage of new grant awards that are competed according to the policy. For FY 2023, EPA competed \$639,153,514 (168% of the value competed in FY22), which far surpassed all other prior years through 2009 in total dollars competed, which is 68% of the funds covered by the Policy. While EPA did not meet the 90% performance metric target, it is largely due to an exception from competition provided to the Climate Pollution Reduction Grants (CPRG) Planning Grants program, which issued \$243,365,544 via 210 noncompetitive grants. Factoring out CPRG, EPA competed 92% of funds covered by the Policy in FY23.

EPA tracks the closeout of grants through two measures, one for grants for which the project period expired within the previous fiscal year and one for older grants for which the project period expired prior to the last fiscal year. For FY 2023, EPA closed out 83% of the awards that expired that expired in 2022 and 99% of those that expired in earlier years (data as of 9/30/23).

| Grants Management Performance Measures for EPA                                     |        |  |  |
|--|--------|--|--|
| Performance Measure  | Target | Progress in FY 2022                                    | Progress in FY 2023                                    |
| Percentage of grants closed out  | 90%    | 92% closure of grants that expired in 2021             | 83% closure of grants that expired in 2022             |
|  | 99%    | 99% closure of grants that expired in 2020 and earlier | 99% closure of grants that expired in 2021 and earlier |
| Percentage of new grant funds subject to the competition policy that were competed | 90%    | 96%  | 68%  |

<sup>1</sup> This figure includes questioned costs, potential monetary benefits, fines penalties and settlements, and costs the agency avoided after implementing recommendations based on investigative results.

<sup>2</sup> This figure includes indictments, convictions, civil actions, administrative actions taken, and suspension or debarment actions.

# ACCOUNTABILITY: SYSTEMS, CONTROLS, AND LEGAL COMPLIANCE

## **Federal Managers' Financial Integrity Act (FMFIA)**

---

The FMFIA requires federal agencies to conduct ongoing evaluations of their internal controls over program operations and financial activities and report the results to the President and Congress. Additionally, agencies are required to assess and report on whether financial management systems comply with federal standards.

The EPA evaluated its internal controls in accordance with OMB Circular A-123, *Management's Responsibility for Enterprise Risk Management and Internal Control*. The agency operates a comprehensive internal control program, which ensures compliance with the requirements of FMFIA and other laws and regulations. The EPA's national programs and regional offices conduct risk and internal control assessments and submit annual assurance letters attesting to the soundness of the internal controls within their organizations. These assurance letters provide the basis for the Administrator's statement of assurance on the overall effectiveness of the EPA's internal controls designed for operations and financial management systems.

In FY 2023, the EPA did not identify any new material weaknesses related to effectiveness and efficiency of operations. The EPA continues to emphasize the importance of maintaining effective internal controls in order to comply with FMFIA and other applicable laws and regulations.

### ***Internal Controls Over Financial Reporting***

The agency has evaluated the key internal controls spanning its financial processes. Based on this evaluation, the EPA did not identify any new material weaknesses. Subsequent to the agency's review, The EPA's OIG did not identify any new material weaknesses during the FY 2023 financial statement audit.

### ***Internal Controls Over Financial Management Systems***

The FMFIA requires agencies to ensure that financial management systems consistently provide reliable data that comply with government-wide principles, standards, and requirements. Based on the agency's evaluation of its financial management systems, no material weaknesses were identified. The assessment included a review of the agency's core financial system, Compass, as well as those considered as financially related or mixed systems that support or interface with the core financial system. The EPA has determined that its financial management systems substantially comply with FMFIA requirements and federal standards.

Based on the results of the agency and the OIG's FY 2023 evaluations, the Administrator provides reasonable assurance on the adequacy and effectiveness of the EPA's internal controls over financial management systems.

## **The Digital Accountability and Transparency Act**

---

The DATA Act of 2014 was designed to increase the standardization and transparency of federal spending. It requires agencies to report data, consistent with data standards established by OMB and the Department of the Treasury, for publication on USASpending.gov.

During the implementation of the DATA Act requirements, the EPA certified compliance with OMB guidance and provided reasonable assurance that internal controls support the reliability and validity of account-level and award-level data reported on USASpending.gov. This level of assurance in the internal controls enables through three elements of the EPA DATA Act submission process: 1) establishment of the DATA Act Evaluation and Approval Repository Tool (DEAR); 2) multi-level approval process; and 3)

documentation of all associated warnings in its statement of assurance.

The DEAR Tool was designed to transform data to meet the data standards, pre-validate all warnings and edits that would be triggered when submitting the information to the DATA Act broker, and to standardize and fully document the multi-level approval process, culminating in the Senior Accountable Official approval.

The multi-level approval process within the DATA Act submission process allows all parties of the approval process to be informed of the issues present and documented within the files. The approval process consists of three independent reviews of the DATA Act files: appropriations and program activities/BOC (Files A and B), contract awards (File C and D1), and grant awards (File C and D2). The case manager for each review ensures that all warnings are within normal limits and edits have been removed and the files are ready for certification. Next, the Office Director provides a memorandum, which includes an explanation as to why particular warnings could not be fully resolved. By signing the memorandum, the Office Directors are confirming that the information submitted is valid and can be certified for publishing to USA Spending. A final briefing is held to give the appropriate assurance to the Senior Accountable Official and to address questions or concerns prior to official certification that the files fully comply with the law.

The Statement of Assurance is the central piece of information for the agency to document its data issues that triggered the DATA Act warnings but remain unresolved. The EPA's approach is to address all data issues that can easily be resolved with changes to the host financial system or the DEAR. For those issues that what cannot be addressed in a timely fashion, the agency fully documents the cause of the warnings within the Statement of Assurance. Therefore, the EPA uses the Statement of Assurance as the document to illustrate that even though our data has flaws, the agency understood and considered the issues in the larger context of the DATA Act submission.

The agency continually works to improve data quality and completeness, in line with the requirements of the DATA Act. Moving into FY2024, the agency aims to continue to focus on improving data quality and streamlining the review processes to ensure that it continues to maintain exemplary transparency to the public on spending.

### **Antideficiency Act (ADA)**

---

Per the Antideficiency Act (ADA), federal employees are prohibited from obligating funds in excess of an appropriation, or before those funds are available, and from accepting voluntary services. In FY 2022, the EPA's Office of General Counsel determined that in FY 2018 EPA violated section 710 of the Financial Services and General Government Appropriations Act, 2017 when it failed to notify the Committees on Appropriations of the House of Representatives and Senate prior to obligating in excess of \$5,000 to install a soundproof privacy booth for the office of the Administrator during his period of appointment. EPA reported its Antideficiency Act violation as required by law.

### **Federal Financial Management Improvement Act (FFMIA)**

---

FFMIA requires that agencies implement and maintain financial management systems that comply with the following:

- Federal financial management system requirements;
- Applicable federal accounting standards; and
- U.S. Standard General Ledger at the transaction level.

The agency evaluated its financial management systems and has determined they complied with FFMIA requirements. Additionally, FFMIA requires independent auditors to report on agency compliance with the three requirements as part of financial statement audit reports.

## Fiscal Year 2023 Annual Assurance Statement


The U.S. Environmental Protection Agency's management is responsible for managing risk and maintaining effective internal control to meet the objectives of the *Federal Managers' Financial Integrity Act*.

In accordance with Section 2 of FMFIA and the Office of Management and Budget's Circular A-123, "Management's Responsibility for Enterprise Risk Management and Internal Control", the EPA identified and evaluated risks and assessed the effectiveness of its internal controls to support the effectiveness and efficiency of operations, reliable financial reporting, and compliance with applicable laws and regulations. Section 4 of the FMFIA and the *Federal Financial Management Improvement Act of 1996* require management to ensure financial management systems provide reliable, consistent disclosure of financial data. In accordance with Appendix D of the OMB's Circular A-123, the agency evaluated whether financial management systems substantially comply with the FMFIA's requirements.

The EPA did not identify any new material weaknesses during FY 2023. The one previously identified weakness related to the financial statement preparation process was downgraded to a significant deficiency after the completion of the FY 2020 financial statement audit and all remaining corrective actions have been completed.

Although no new material weaknesses were identified, the EPA will continue to monitor its programmatic, financial, and administrative controls to ensure compliance with laws and regulations.

Based on the results of the agency's assessments and recent program improvements, I can provide reasonable assurance that the EPA's internal control over operations is effective and the agency's financial management systems conform to governmentwide standards as of September 30, 2023. The EPA's internal controls over financial reporting are operating effectively as well.



Michael S. Regan  
Administrator

November 15, 2023

Date

# Section II

## Financial Section



# Message from the Chief Financial Officer

November 15, 2023



I am pleased to join Administrator Regan in presenting the U.S. Environmental Protection Agency's Fiscal Year 2023 Agency Financial Report. This AFR presents our accountability in reporting and stewardship over taxpayer dollars for FY 2023 and highlights our most notable accomplishments as we continue to carry out the EPA's mission to protect human health and the environment.

For the 24<sup>th</sup> consecutive year, the agency achieved a clean, unqualified opinion on its financial statements from the EPA's Office of Inspector General. This impressive accomplishment exemplifies our unwavering commitment to sound financial management and to ensure effective management of the financial resources entrusted to us by the American people.

During FY 2023, the agency continued to make remarkable strides towards combatting the environmental challenges faced by our nation as the EPA advances the Biden Administration's ambitious environmental agenda. The Infrastructure Investment and Jobs Act, commonly referred to as the Bipartisan Infrastructure Law, and Inflation Reduction Act appropriated over \$100 billion to invest in the national infrastructure, climate, and energy needs to benefit all people. With this unprecedented funding, the OCFO has implemented additional oversight responsibilities to ensure the safeguarding of these resources against waste, fraud, and abuse.

The OCFO developed agencywide guidance on the importance of program integrity, internal controls, and risk management. Through enhanced tracking and transparent reporting, the agency ensures proper stewardship of the \$100 billion in IJA and IRA funds. To meet program goals and objectives successfully, the EPA completed risk assessments and tested payment integrity to ensure that appropriate controls were in place to prevent and detect improper payments. This increased oversight is essential to ensure funds are used properly to continue enhancing the EPA's longstanding work that includes providing environmental justice to disadvantaged communities, developing local solutions necessary to drastically reduce emissions, and creating jobs in local communities.

Now moving into its third year of implementation, the EPA's FY 2022 to FY 2026 Strategic Plan continues to serve as the agency's beacon to tackle the climate crisis; advance environmental justice and civil rights; ensure workforce equity; strengthen Tribal, state, and local partnerships; and enhance community engagement. I am proud of the OCFO's effort to lead the EPA's development of the agency's strategic plan and the National Program Guidances that operationalize that plan. To advance financial resource stewardship in collaboration with the Department of the Treasury, the EPA's Office of Mission Support, and our stakeholders, the OCFO was instrumental in implementing the Invoice Processing Platform, a shared federal service, at the agency in May 2023. The IPP is a secure, web-based, centralized program through which federal agencies better manage the invoicing process for goods and services from purchase to payment, automating the process to improve timeliness and accuracy ultimately saving vendors time.

These efforts ensure that proper oversight is in place and that EPA's programs working to advance the agency's organizational excellence and workforce equity speak to the highly impactful work that OCFO does to support the EPA's mission. I am incredibly grateful to OCFO's employees' relentless commitment



to serving our internal and external stakeholders. The over \$110 billion in supplemental and annual appropriations entrusted to the agency stands as an important reminder of our responsibility and duty to fulfill the EPA's mission. The OCFO remains diligent in our efforts to provide oversight and guidance to the agency on sound financial management practices and ensuring our resources are protected against waste, fraud, and abuse.

Sincerely,



Faisal Amin

**EPA'S FISCAL YEARS 2023 AND 2022  
CONSOLIDATED FINANCIAL  
STATEMENTS (WITH RESTATEMENT)**

## Table of Contents

|  |    |
|--|----|
| <b>Principal Financial Statements</b> .....                                    | 27 |
| <b>Notes to the Financial Statements</b> .....                                 | 34 |
| Note 1. Summary of Significant Accounting Policies.....                        | 34 |
| Note 2. Fund Balance with Treasury (FBWT) .....                                | 43 |
| Note 3. Cash and Other Monetary Assets.....                                    | 43 |
| Note 4. Investments, Net.....  | 43 |
| Note 5. Accounts Receivable, Net.....  | 44 |
| Note 6. Inventory and Related Property.....                                    | 44 |
| Note 7. Loans Receivable, Net.....   | 44 |
| Note 8. Accounts Payable .....   | 47 |
| Note 9. Property, Plant and Equipment, Net.....                                | 48 |
| Note 10. Debt .....  | 50 |
| Note 11. Stewardship Property, Plant and Equipment.....                        | 51 |
| Note 12. Liability to the General Fund for Custodial Assets .....              | 51 |
| Note 13. Other Liabilities .....   | 52 |
| Note 14. Leases.....   | 53 |
| Note 15. Advances from Others and Deferred Revenue.....                        | 54 |
| Note 16. Commitments and Contingencies .....                                   | 54 |
| Note 17. Funds from Dedicated Collections (Restated) .....                     | 57 |
| Note 18. Environmental and Disposal Liabilities .....                          | 62 |
| Note 19. State Credits .....   | 63 |
| Note 20. Preauthorized Mixed Funding Agreements.....                           | 63 |
| Note 21. Custodial Revenues and Accounts Receivable .....                      | 63 |
| Note 22. Statement of Budgetary Resources .....                                | 64 |
| Note 23. Imputed Financing.....  | 66 |
| Note 24. Federal Employee and Veteran Benefits Payable .....                   | 67 |
| Note 25. Non-Exchange Revenue, Statement of Changes in Net Position.....       | 68 |
| Note 26. Reconciliation of Net Cost of Operations to Net Outlays.....          | 69 |
| Note 27. Amounts Held by Treasury.....   | 72 |
| Note 28. COVID-19 Activity.....  | 76 |
| Note 29. Reclassified Financial Statements for Government-wide Reporting ..... | 76 |
| Note 30. Restatement.....  | 78 |
| <b>Required Supplementary Information (Unaudited)</b> .....                    | 79 |
| Deferred Maintenance .....   | 79 |
| Supplemental Combining Statement of Budgetary Resources.....                   | 83 |

## Principal Financial Statements

### United States Environmental Protection Agency Consolidated Balance Sheet (Restated) As of September 30, 2023 and 2022 (Dollars in Thousands)

|  | <u>2023</u>                 | <u>(Restated)<br/>2022</u>  |
|--|-----------------------------|-----------------------------|
| <b>ASSETS:</b>   |                             |                             |
| Intragovernmental Assets:  |                             |                             |
| Fund Balance With Treasury (Note 2)  | \$ 74,589,768               | \$ 64,103,829               |
| Investments, Net (Note 4)  | 12,159,283                  | 10,297,779                  |
| Accounts Receivable, Net (Note 5)  | 7,686                       | 5,717                       |
| Advances and Prepayments   | <u>1,569,525</u>            | <u>261,776</u>              |
| Total Intragovernmental Assets   | <u>88,326,262</u>           | <u>74,669,101</u>           |
| Other Than Intragovernmental Assets:   |                             |                             |
| Cash and Other Monetary Assets (Note 3)  | 10                          | 10                          |
| Accounts Receivable, Net (Note 5)  | 520,692                     | 548,525                     |
| Loans Receivable, Net (Note 7)   | 2,401,922                   | 1,291,508                   |
| Inventory and Related Property, Net (Note 6)   | 626                         | 531                         |
| Property, Plant and Equipment, Net (Note 9)  | 743,207                     | 730,992                     |
| Advances and Prepayments   | <u>11,602</u>               | <u>10,536</u>               |
| Total Other Than Intragovernmental Assets  | <u>3,678,059</u>            | <u>2,582,102</u>            |
| <b>Total Assets</b>  | <b><u>\$ 92,004,321</u></b> | <b><u>\$ 77,251,203</u></b> |
| Stewardship Property Plant and Equipment (Note 11)                                       |                             |                             |
| <b>LIABILITIES:</b>  |                             |                             |
| Intragovernmental Liabilities:   |                             |                             |
| Accounts Payable (Note 8)  | \$ 2,921                    | \$ 3,067                    |
| Debt (Note 10)   | 2,953,225                   | 1,557,180                   |
| Advances from Others and Deferred Revenue  | 173,381                     | 183,791                     |
| Other Liabilities  |                             |                             |
| Liability to the General Fund for Custodial Assets (Note 12)                             | 105,995                     | 106,560                     |
| Other (Note 13)  | <u>208,187</u>              | <u>199,697</u>              |
| Total Intragovernmental Liabilities  | <u>3,443,709</u>            | <u>2,050,295</u>            |
| Other Than Intragovernmental Liabilities:  |                             |                             |
| Accounts Payable (Note 8)  | 116,234                     | 62,913                      |
| Federal Employee and Veteran Benefits Payable (Note 24)                                  | 229,748                     | 223,785                     |
| Environmental and Disposal Liabilities (Note 18)   | 37,357                      | 32,156                      |
| Advances from Others and Deferred Revenue (Note 15)                                      | 3,676,206                   | 3,666,198                   |
| Other Liabilities (Note 13)  | <u>623,349</u>              | <u>597,993</u>              |
| Total Other Than Intragovernmental Liabilities   | <u>4,682,894</u>            | <u>4,583,045</u>            |
| <b>Total Liabilities</b>   | <b><u>\$ 8,126,603</u></b>  | <b><u>\$ 6,633,340</u></b>  |
| Commitments and Contingencies (Note 16)  |                             |                             |
| <b>NET POSITION:</b>   |                             |                             |
| Unexpended Appropriations - Funds from Dedicated Collections (Note 17)                   | \$ 281                      | \$ 178                      |
| Unexpended Appropriations - Funds from Other than Dedicated Collections                  | <u>74,602,484</u>           | <u>62,618,529</u>           |
| Total Unexpended Appropriations (Consolidated)   | 74,602,765                  | 62,618,707                  |
| Cumulative Results of Operations - Funds from Dedicated Collections (Note 17, 30)        | 9,309,893                   | 7,744,123                   |
| Cumulative Results of Operations - Funds from Other than Dedicated Collections (Note 30) | <u>(34,940)</u>             | <u>255,033</u>              |
| Total Cumulative Results of Operations (Consolidated)                                    | <u>9,274,953</u>            | <u>7,999,156</u>            |
| Total Net Position   | <u>83,877,718</u>           | <u>70,617,863</u>           |
| <b>Total Liabilities and Net Position</b>  | <b><u>\$ 92,004,321</u></b> | <b><u>\$ 77,251,203</u></b> |

The accompanying notes are an integral part of these financial statements.

**United States Environmental Protection Agency**  
**Consolidated Statement of Net Cost**  
**For the Fiscal Years Ending September 30, 2023 and 2022**  
**(Dollars in Thousands)**

|   | <b>2023</b>          | <b>2022</b>         |
|---|----------------------|---------------------|
| <b>COSTS</b>                            |                      |                     |
| Gross Costs                             | \$ 12,487,285        | \$ 10,142,639       |
| Less: Earned Revenue                    | 520,394              | 400,059             |
| <b>NET COST OF OPERATIONS (Note 26)</b> | <b>\$ 11,966,891</b> | <b>\$ 9,742,580</b> |

The accompanying notes are an integral part of these financial statements.

**United States Environmental Protection Agency  
Statement of Net Cost by Major Program  
For the Fiscal Years Ending September 30, 2023  
(Dollars in Thousands)**

|                               | <u>Environmental<br/>Programs &amp;<br/>Management</u> | <u>Leaking<br/>Underground<br/>Storage Tanks</u> | <u>Science &amp;<br/>Technology</u> | <u>Superfund</u>           | <u>State &amp;<br/>Tribal<br/>Assistance<br/>Agreements</u> | <u>Other</u>             | <u>Totals</u>               |
|-------------------------------|--|--|-------------------------------------|----------------------------|---|--------------------------|-----------------------------|
| Costs:                        |  |  |                                     |                            |   |                          |                             |
| Gross Costs                   | \$ 3,152,262   | \$ 91,478  | \$ 799,818                          | \$ 1,690,188               | \$ 5,871,185  | \$ 1,238,522             | \$ 12,843,453               |
| WCF Elimination               | <u>-</u>   | <u>-</u>   | <u>-</u>                            | <u>-</u>                   | <u>-</u>  | <u>(356,168)</u>         | <u>(356,168)</u>            |
| Total Costs                   | <u>3,152,262</u>                                       | <u>91,478</u>                                    | <u>799,818</u>                      | <u>1,690,188</u>           | <u>5,871,185</u>  | <u>882,354</u>           | <u>12,487,285</u>           |
| Less:                         |  |  |                                     |                            |   |                          |                             |
| Earned Revenue                | 37,771   | -  | 4,711                               | 239,104                    | -   | 594,976                  | 876,562                     |
| WCF Elimination               | <u>-</u>   | <u>-</u>   | <u>-</u>                            | <u>-</u>                   | <u>-</u>  | <u>(356,168)</u>         | <u>(356,168)</u>            |
| Total Earned Revenue          | <u>37,771</u>  | <u>-</u>   | <u>4,711</u>                        | <u>239,104</u>             | <u>-</u>  | <u>238,808</u>           | <u>520,394</u>              |
| <b>NET COST OF OPERATIONS</b> | <b><u>\$ 3,114,491</u></b>                             | <b><u>\$ 91,478</u></b>                          | <b><u>\$ 795,107</u></b>            | <b><u>\$ 1,451,084</u></b> | <b><u>\$ 5,871,185</u></b>                                  | <b><u>\$ 643,546</u></b> | <b><u>\$ 11,966,891</u></b> |

**United States Environmental Protection Agency  
Statement of Net Cost by Major Program  
For the Fiscal Years Ending September 30, 2022  
(Dollars in Thousands)**

|                               | <u>Environmental<br/>Programs &amp;<br/>Management</u> | <u>Leaking<br/>Underground<br/>Storage Tanks</u> | <u>Science &amp;<br/>Technology</u> | <u>Superfund</u>           | <u>State &amp;<br/>Tribal<br/>Assistance<br/>Agreements</u> | <u>Other</u>             | <u>Totals</u>              |
|-------------------------------|--|--|-------------------------------------|----------------------------|---|--------------------------|----------------------------|
| Costs:                        |  |  |                                     |                            |   |                          |                            |
| Gross Costs                   | \$ 3,161,870   | \$ 92,373  | \$ 784,144                          | \$ 1,350,585               | \$ 4,254,533  | \$ 821,116               | \$ 10,464,621              |
| WCF Elimination               | <u>-</u>   | <u>-</u>   | <u>-</u>                            | <u>-</u>                   | <u>-</u>  | <u>(321,982)</u>         | <u>(321,982)</u>           |
| Total Costs                   | <u>3,161,870</u>                                       | <u>92,373</u>                                    | <u>784,144</u>                      | <u>1,350,585</u>           | <u>4,254,533</u>  | <u>499,134</u>           | <u>10,142,639</u>          |
| Less:                         |  |  |                                     |                            |   |                          |                            |
| Earned Revenue                | 35,036   | -  | 6,328                               | 202,969                    | -   | 477,708                  | 722,041                    |
| WCF Elimination               | <u>-</u>   | <u>-</u>   | <u>-</u>                            | <u>-</u>                   | <u>-</u>  | <u>(321,982)</u>         | <u>(321,982)</u>           |
| Total Earned Revenue          | <u>35,036</u>  | <u>-</u>   | <u>6,328</u>                        | <u>202,969</u>             | <u>-</u>  | <u>155,726</u>           | <u>400,059</u>             |
| <b>NET COST OF OPERATIONS</b> | <b><u>\$ 3,126,834</u></b>                             | <b><u>\$ 92,373</u></b>                          | <b><u>\$ 777,816</u></b>            | <b><u>\$ 1,147,616</u></b> | <b><u>\$ 4,254,533</u></b>                                  | <b><u>\$ 343,408</u></b> | <b><u>\$ 9,742,580</u></b> |

The accompanying notes are an integral part of these financial statements.

**United States Environmental Protection Agency  
Consolidated Statement of Changes in Net Position  
For the Fiscal Years Ending September 30, 2023  
(Dollars in Thousands)**

|  | <u>Funds from<br/>Dedicated<br/>Collections</u><br>(Note 17) | <u>Funds from<br/>Other Than<br/>Dedicated<br/>Collections</u> | <u>Consolidated<br/>Totals</u> |
|--|--|--|--------------------------------|
| <b>UNEXPENDED APPROPRIATIONS:</b>              |  |  |                                |
| Beginning Balance                              | \$ 178   | \$ 62,618,529  | \$ 62,618,707                  |
| Appropriations Received                        | -  | 23,138,776   | 23,138,776                     |
| Appropriations Transferred In/(Out)            | -  | (1,500)  | (1,500)                        |
| Other Adjustments                              | -  | (34,496)   | (34,496)                       |
| Appropriations Used                            | <u>103</u>   | <u>(11,118,825)</u>  | <u>(11,118,722)</u>            |
| Net Change in Unexpended Appropriations        | 103  | 11,983,955   | 11,984,058                     |
| <b>Total Unexpended Appropriations</b>         | <b><u>\$ 281</u></b>   | <b><u>\$ 74,602,484</u></b>                                    | <b><u>\$ 74,602,765</u></b>    |
| <b>CUMULATIVE RESULTS OF OPERATIONS:</b>       |  |  |                                |
| Beginning Balance                              | \$ 7,744,123   | \$ 255,033   | \$ 7,999,156                   |
| Other Adjustments                              | -  | (52,084)   | (52,084)                       |
| Appropriations Used                            | (103)  | 11,118,825   | 11,118,722                     |
| Non-Exchange Revenue (Note 25)                 | 1,880,795  | -  | 1,880,795                      |
| Transfers-In/(Out) Without Reimbursements      | 1,195,958  | (1,172,693)  | 23,265                         |
| Imputed Financing (Note 23)                    | 38,002   | 203,655  | 241,657                        |
| Other  | <u>-</u>   | <u>30,333</u>  | <u>30,333</u>                  |
| Net Cost of Operations                         | <u>(1,548,882)</u>   | <u>(10,418,009)</u>  | <u>(11,966,891)</u>            |
| Net Change in Cumulative Results of Operations | 1,565,770  | (289,973)  | 1,275,797                      |
| <b>Total Cumulative Results of Operations</b>  | <b>9,309,893</b>   | <b>(34,940)</b>  | <b>9,274,953</b>               |
| <b>Net Position</b>                            | <b><u>\$ 9,310,174</u></b>                                   | <b><u>\$ 74,567,544</u></b>                                    | <b><u>\$ 83,877,718</u></b>    |

The accompanying notes are an integral part of these financial statements.

**United States Environmental Protection Agency  
Consolidated Statement of Changes in Net Position  
For the Fiscal Years Ending September 30, 2022  
(Dollars in Thousands)**

|   | <b>(Restated)<br/>Funds from<br/>Dedicated<br/>Collections</b> | <b>(Restated)<br/>Funds from<br/>Other Than<br/>Dedicated<br/>Collections</b> | <b>(Restated)<br/>Consolidated<br/>Totals</b> |
|---|--|---|---|
|   | <u>(Note 17)</u>   |   |   |
| <b>UNEXPENDED APPROPRIATIONS:</b>                   |  |   |   |
| Beginning Balance                                   | \$ 187   | \$ 10,400,345   | \$ 10,400,532                                 |
| Appropriations Received                             | -  | 65,051,983  | 65,051,983                                    |
| Other Adjustments                                   | -  | (20,398)  | (20,398)                                      |
| Appropriations Used                                 | (9)  | (12,813,401)  | (12,813,410)                                  |
| Change in Unexpended Appropriations                 | (9)  | 52,218,184  | 52,218,175                                    |
| <b>Total Unexpended Appropriations</b>              | <b><u>\$ 178</u></b>   | <b><u>\$ 62,618,529</u></b>   | <b><u>\$ 62,618,707</u></b>                   |
| <b>CUMULATIVE RESULTS OF OPERATIONS:</b>            |  |   |   |
| Beginning Balance                                   | \$ 3,559,846   | \$ 372,822  | \$ 3,932,668                                  |
| Other Adjustments (Note 30)                         | -  | (769)   | (769)   |
| Appropriations Used                                 | 9  | 12,813,401  | 12,813,410                                    |
| Non-Exchange Revenue (Note 25)                      | 752,635  | -   | 752,635                                       |
| Transfers-In/(Out) Without Reimbursements (Note 30) | 4,633,057  | (4,610,710)   | 22,347  |
| Imputed Financing (Note 23)                         | 26,687   | 242,257   | 268,944                                       |
| Other (Note 30)                                     | -  | (47,499)  | (47,499)                                      |
| Net Cost of Operations (Note 30)                    | (1,228,111)  | (8,514,469)   | (9,742,580)                                   |
| Net Change in Cumulative Results of Operations      | 4,184,277  | (117,789)   | 4,066,488                                     |
| <b>Total Cumulative Results of Operations</b>       | <b>7,744,123</b>   | <b>255,033</b>  | <b>7,999,156</b>                              |
| <b>Net Position</b>                                 | <b><u>\$ 7,744,301</u></b>                                     | <b><u>\$ 62,873,562</u></b>   | <b><u>\$ 70,617,863</u></b>                   |

The accompanying notes are an integral part of these financial statements.



**United States Environmental Protection Agency**  
**Combined Statement of Budgetary Resources**  
**For the Fiscal Years Ending September 30, 2023 and 2022**  
**(Dollars in Thousands)**

|   | <u>2023</u>                 |  | <u>2022</u>                 |  |
|---|-----------------------------|--|-----------------------------|--|
|   | <u>Budgetary</u>            | Non-<br>Budgetary<br>Credit Reform<br>Financing<br>Account | <u>Budgetary</u>            | Non-<br>Budgetary<br>Credit Reform<br>Financing<br>Account |
| <b>BUDGETARY RESOURCES</b>  |                             |  |                             |  |
| Unobligated Balance From Prior Year Budget                                      |                             |  |                             |  |
| Authority, Net (discretionary and mandatory)<br>(Note 22)                       | \$ 57,282,366               | \$ -   | \$ 5,674,107                | \$ -   |
| Appropriations (discretionary and mandatory)                                    | 25,003,271                  | -  | 70,271,764                  | -  |
| Borrowing Authority (discretionary and mandatory)                               | -                           | 2,884,452  | -                           | 3,693,794  |
| Spending Authority from offsetting collections<br>(discretionary and mandatory) | <u>639,195</u>              | <u>374,140</u>   | <u>542,709</u>              | <u>181,898</u>   |
| <b>Total Budgetary Resources</b>  | <b><u>\$ 82,924,832</u></b> | <b><u>\$ 3,258,592</u></b>                                 | <b><u>\$ 76,488,580</u></b> | <b><u>\$ 3,875,692</u></b>                                 |
| <b>STATUS OF BUDGETARY RESOURCES</b>  |                             |  |                             |  |
| New Obligations and Upward adjustments (total)                                  | \$ 23,652,487               | \$ 3,258,592   | \$ 19,513,330               | \$ 3,875,692   |
| Unobligated Balance, End of Year:   |                             |  |                             |  |
| Apportioned, Unexpired Accounts   | 59,166,962                  | -  | 56,844,168                  | -  |
| Unapportioned, Unexpired accounts   | 600                         | -  | 24,464                      | -  |
| Expired Unobligated Balance, End of Year  | <u>104,783</u>              | <u>-</u>   | <u>106,618</u>              | <u>-</u>   |
| Unobligated Balance, End of Year (total): (Note 22)                             | <u>59,272,345</u>           | <u>-</u>   | <u>56,975,250</u>           | <u>-</u>   |
| <b>Total Budgetary Resources</b>  | <b><u>\$ 82,924,832</u></b> | <b><u>\$ 3,258,592</u></b>                                 | <b><u>\$ 76,488,580</u></b> | <b><u>\$ 3,875,692</u></b>                                 |
| <b>OUTLAYS, NET AND DISBURSEMENTS, NET</b>                                      |                             |  |                             |  |
| Outlays, Net (total) (discretionary and mandatory)                              | \$ 14,155,184               |  | \$ 14,318,219               |  |
| Distributed Offsetting Receipts (-) (Note 22)                                   | <u>(1,568,936)</u>          |  | <u>(5,038,820)</u>          |  |
| Agency Outlays, Net (discretionary and mandatory)                               | <u>\$ 12,586,248</u>        |  | <u>\$ 9,279,399</u>         |  |
| Disbursements, Net (total) (mandatory)  |                             | <u>\$ 1,379,374</u>  |                             | <u>\$ 840,409</u>  |

The accompanying notes are an integral part of these financial statements.

**United States Environmental Protection Agency**  
**Statement of Custodial Activity**  
**For the Fiscal Years Ending September 30, 2023 and 2022**  
**(Dollars in Thousands)**

|  | <b>2023</b>             | <b>2022</b>             |
|--|-------------------------|-------------------------|
| <b>Total Custodial Revenue:</b>                          |                         |                         |
| Sources of Cash Collections:                             |                         |                         |
| Fines and Penalties                                      | \$ 85,601               | \$ 56,390               |
| Other  | <u>(25,935)</u>         | <u>(3,810)</u>          |
| Total Cash Collections                                   | 59,666                  | 52,580                  |
| Accrual Adjustments                                      | <u>29,999</u>           | <u>5,935</u>            |
| <b>Total Custodial Revenue (Note 21)</b>                 | <b><u>\$ 89,665</u></b> | <b><u>\$ 58,515</u></b> |
| <b>Disposition of Collections:</b>                       |                         |                         |
| Transferred to Others (General Fund)                     | \$ 106,802              | \$ 52,761               |
| Increases/Decreases in Amounts to be Transferred         | <u>(17,137)</u>         | <u>5,754</u>            |
| <b>Total Disposition of Collections</b>                  | <b><u>\$ 89,665</u></b> | <b><u>\$ 58,515</u></b> |
| <b>Custodial Revenue Less Disposition of Collections</b> | <b><u>\$ -</u></b>      | <b><u>\$ -</u></b>      |

The accompanying notes are an integral part of these financial statements.

**United States Environmental Protection Agency**  
**Notes to the Financial Statements**  
**For the Fiscal Years Ending September 30, 2023 and 2022**  
**(Dollars in Thousands)**

**Note 1. Summary of Significant Accounting Policies**

**A. Reporting Entities**

The EPA was created in 1970 by executive reorganization from various components of other federal agencies to better marshal and coordinate federal pollution control efforts. The Agency is generally organized around the media and substances it regulates: air, water, waste, pesticides, and toxic substances.

The FY 2023 financial statements are presented on a consolidated basis for the Balance Sheet, Statement of Net Cost, Statement of Net Costs by Major Program, and Statement of Changes in Net Position. The Statement of Custodial Activity and the Statement of Budgetary Resources are presented on a combined basis. The financial statements include the accounts of all funds described in this note by their respective Treasury fund group.

**B. Basis of Presentation**

The accompanying financial statements have been prepared to report the financial position and results of operations of the U.S. Environmental Protection Agency (the EPA or Agency) as required by the Chief Financial Officers Act of 1990 and the Government Management Reform Act of 1994. The reports have been prepared from the financial system and records of the Agency in accordance with Office of Management and Budget (OMB) Circular No. A-136, *Financial Reporting Requirements* revised May 19, 2023, and the EPA accounting policies, which are summarized in this note.

**C. Budgets and Budgetary Accounting**

**I. General Funds**

Congress enacts an annual appropriation for State and Tribal Assistance Grants (STAG), Buildings and Facilities (B&F), and for payments to the Hazardous Substance Superfund to be available until expended. Annual appropriations for the Science and Technology (S&T), Environmental Programs and Management (EPM) and for the Office of Inspector General (OIG) are available for two fiscal years. When the appropriations for the General Funds are enacted, Treasury issues a warrant for the respective appropriations. As the Agency disburses obligated amounts, the balance of funds available in the appropriation is reduced at the U.S. Treasury (Treasury).

The EPA has three-year appropriation accounts and a no-year revolving fund account to provide funds to carry out section 3024 of the Solid Waste Disposal Act, including the development, operation, maintenance, and upgrading of the hazardous waste electronic manifest system. The Agency is authorized to establish and collect user fees for the Hazardous Waste Electronic Manifest System Fund (e-Manifest) to recover the full cost of providing the hazardous waste electronic manifest fund system related services.

The EPA receives two-year appropriated funds to carry out the Frank R. Lautenberg Chemical Safety for the 21st Century Act. Under the Act, the Agency is authorized to collect user fees (up to \$25 million annually) from chemical manufacturers and processors. Fees collected will defray costs for new chemical reviews and a range of Toxic Substances Control Act Service Fee Fund (TSCA) implementation activities for existing chemicals.

The Water Infrastructure Finance and Innovation Act of 2014 (WIFIA) established a federal credit program administered by the EPA for eligible water and wastewater infrastructure projects. The program is financed from appropriations to cover the estimated long-term cost of the loans. The long-term cost of the loans is defined as the net present value of the estimated cash flows associated with the loans. A permanent indefinite appropriation is available to finance the costs of reestimated loans that occur in subsequent years after the loans are disbursed. The Agency received two-year appropriations in fiscal years 2023 and 2022 to finance the administrative portion of the program.

**United States Environmental Protection Agency**  
**Notes to the Financial Statements**  
**For the Fiscal Years Ending September 30, 2023 and 2022**  
**(Dollars in Thousands)**

EPA reestimates the risk on each individual loan annually. Proceeds issued by EPA cannot exceed forty-nine percent of eligible project costs. Project costs must exceed a minimum of \$20 million for large communities and \$5 million for communities with populations of 25,000 or less. After substantial completion of a project, the borrower may defer up to five years to start loan repayment and cannot exceed thirty-five years for the final loan maturity date.

Funds transferred from other federal agencies are processed as non-expenditure transfers. Clearing accounts and receipt accounts receive no appropriated funds. Amounts are recorded to the clearing accounts pending further disposition. Amounts recorded to the receipt accounts capture amounts collected for or payable to the Treasury General Fund.

On November 15, 2021, the Infrastructure Investment and Jobs Act (Public Law 117-58) was signed into law, appropriating approximately \$60 billion to the Agency over fiscal years 2022 through 2026; some funds have five-year availability but most are available until expended. The Inflation Reduction Act (IRA), signed in August 2022, appropriated the Agency an additional \$42 billion, available for a minimum of two and a maximum of ten fiscal years.

## **II. Revolving Funds**

Funding of the Pesticides Reregistration and Expedited Processing Fund (FIFRA) and Hazardous Waste Electronic Manifest System Fund (e-Manifest) is provided by fees collected from industry to offset costs incurred by the Agency in carrying out these programs. Each year, the Agency submits an apportionment request to OMB based on the anticipated collections of industry fees.

Funding of the Working Capital Fund (WCF) is provided by fees collected from other Agency appropriations and other federal agencies to offset costs incurred for providing the Agency administrative support for computer and telecommunication services, financial system services, employee relocation services, background investigations, continuity of operations, and postage.

The EPA Damage Assessment and Restoration Revolving Fund was established through the U.S. Department of the Treasury and OMB for funds received for critical damage assessments and restoration of natural resources injured as a result of the Deepwater Horizon oil spill.

## **III. Special Funds**

The Environmental Services Receipts Account Fund obtains fees associated with environmental programs. The Pesticide Registration Improvement Act Fund (PRIA) collects pesticide registration service fees for specified registration and amended registration and associated tolerance actions which set maximum residue levels for food and feed. The Toxic Substances Control Act Fund (TSCA) collects user fees to defray costs for new chemical reviews and range of implementation activities for existing chemicals.

## **IV. Deposit Funds**

Deposit accounts receive no appropriated funds. Amounts are recorded to the deposit accounts pending further disposition. Until a determination is made, these are not the EPA's funds. The amounts are reported to the U.S. Treasury through the Government-Wide Treasury Account Symbol Adjusted Trial Balance System (GTAS).

**United States Environmental Protection Agency**  
**Notes to the Financial Statements**  
**For the Fiscal Years Ending September 30, 2023 and 2022**  
**(Dollars in Thousands)**

**V. Trust Funds**

Congress enacts an annual appropriation for the Hazardous Substance Superfund, Leaking Underground Storage Tank (LUST) and the Inland Oil Spill Programs accounts to remain available until expended. Transfer accounts for the Superfund and LUST Trust Funds have been established to record appropriations moving from the Trust Fund to allocation accounts for purposes of carrying out the program activities. As the Agency disburses obligated amounts from the expenditure account, the Agency draws down monies from the Superfund and LUST Trust Funds held at Treasury to cover the amounts being disbursed. The Agency draws down all the appropriated monies from the Principal Fund of the Oil Spill Liability Trust Fund when Congress enacts the Inland Oil Spill Programs appropriation amount to the EPA's Inland Oil Spill Programs account.

In 2015, the EPA established a receipt account for Superfund special account collections. Special accounts are comprised of settlements from other federal agencies and proceeds from Potentially Responsible Parties (PRPs) under the Comprehensive Environmental Response, Compensation, and Liability Act (CERCLA) Section 122(b)(3). This allows the Agency to invest the funds until drawdowns are needed for special accounts disbursements.

**VI. Classified Activities**

Accounting standards require all reporting entities to disclose that accounting standards allow certain presentations and disclosures to be modified, if needed, to prevent the disclosure of classified information.

**VII. Allocation Transfers**

The EPA is a party to allocation transfers with other Federal agencies as both a transferring (parent) entity and a receiving (child) entity. Allocation transfers are legal delegations from one entity of its authority to obligate budget authority and outlay funds to another entity. A separate fund account (allocation account) is created in the U.S. Treasury as a subset of the parent fund account for tracking and reporting purposes. All allocation transfers of balances are credited to this account, and subsequent obligations and outlays incurred by the child entity are charged to this allocation account as they execute the delegated activity on behalf of the parent entity. Generally, all financial activity related to allocation transfers (e.g., budget authority, obligations, and outlays) is reported in the financial statements of the parent entity from which the underlying legislative authority, appropriations and budget apportionments are derived. The EPA allocates funds, as the parent, to the Center for Disease Control. The EPA receives allocation transfers, as the child, from the Bureau of Land Management.

**D. Basis of Accounting**

Generally Accepted Accounting Principles (GAAP) for federal entities is the standard prescribed by the Federal Accounting Standards Advisory Board (FASAB), which is the official standard-setting body for the Federal Government, and the American Institute of Certified Public Accountants (AICPA). The financial statements are prepared in accordance with GAAP for federal entities.

Transactions are recorded on an accrual accounting basis and a budgetary basis. Under the accrual method, revenues are recognized when earned and expenses are recognized when liabilities are incurred, without regard to receipt or payment of cash. Budgetary accounting facilitates compliance with legal constraints and controls over the use of federal funds posted in accordance with OMB directives and the U.S. Treasury regulations.

EPA uses a modified matching principle since federal entities recognize unfunded liabilities (without budgetary resources) in accordance with FASAB Statement of Federal Financial Accounting Standards (SFFAS) No. 5 *Accounting for Liabilities of the Federal Government*.

**United States Environmental Protection Agency**  
**Notes to the Financial Statements**  
**For the Fiscal Years Ending September 30, 2023 and 2022**  
**(Dollars in Thousands)**

**E. Revenue and Other Financing Sources**

As a component of the Government-wide reporting entity, the entity is subject to the Federal budget process, which involves appropriations that are provided annually and appropriations that are provided on a permanent basis. The financial transactions that are supported by budgetary resources, which include appropriations, are generally the same transactions reflected in entity and Government-wide financial reports.

The reporting entity's budgetary resources reflect past congressional action and enable the entity to incur budgetary obligations, but they do not reflect assets to the Government as a whole. Budgetary obligations are legal obligations for goods, services, or amounts to be paid based on statutory provisions (e.g., Social Security benefits). After budgetary obligations are incurred, Treasury will make disbursements to liquidate the budgetary obligations and finance those disbursements in the same way it finances all disbursements, using some combination of receipts, other inflows, and borrowing from the public (if there is a budget deficit).

The following EPA policies and procedures to account for the inflow of revenue and other financing sources are in accordance with SFFAS No. 7, *Accounting for Revenues and Other Financing Sources*.

**I. Superfund**

The Superfund program receives most of its funding through appropriations that may be used within specific statutory limits for operations and capital expenditures (primarily equipment). Additional financing for the Superfund program is obtained through settlements from other federal agencies and proceeds from PRPs under CERCLA Section 122(b)(3), which are placed into special accounts. Special accounts and corresponding interest are classified as mandatory appropriations due to the 'retain and use' authority under CERCLA 122(b) (3). Cost recovery settlements that are not placed in special accounts are deposited in the Superfund Trust Fund.

**II. Other Funds**

Funds under the Federal Credit Reform Act of 1990 receive program guidance and funding needed to support loan programs through appropriations which may be used within statutory limits for operations and capital expenditures. The WIFIA program receives additional funding to support awarding, servicing and collecting loans through application fees collected in the program fund. WIFIA authorizes the EPA to charge fees to recover all or a portion of the Agency's cost of providing credit assistance and the costs of retaining expert firms, including financial, engineering, and legal services, to assist in the underwriting and servicing of federal credit instruments. The fees are to cover costs to the extent not covered by congressional appropriations.

The FIFRA and PRIA funds receive funding through fees collected for services provided and interest on invested funds and can obligate collections up to the amount of anticipated collections within the fiscal year on the approved letter of apportionment. The Hazardous Waste Electronic Manifest System Fund receives funding through fees collected for use of the Hazardous Waste Electronic Manifest System and can obligate collections up to the amount of anticipated collections on the approved letter of apportionment. The Toxic Substances Control Act Fund (TSCA) collects user fees to defray costs for new chemical reviews and a range of implementation activities for existing chemicals and can obligate collections up to the amount of anticipated collections on the approved letter of apportionment. The WCF receives revenue through fees collected from the Agency program offices for services provided. Such revenue is eliminated with related Agency program expenses upon consolidation of the Agency's financial statements.

Appropriated funds are recognized as other financing sources expended when goods and services have been rendered without regard to payment of cash. Other revenues are recognized when earned (i.e., when services have been rendered).

**United States Environmental Protection Agency**  
**Notes to the Financial Statements**  
**For the Fiscal Years Ending September 30, 2023 and 2022**  
**(Dollars in Thousands)**

**F. Fund Balance with Treasury (See Note 2)**

FBWT is an asset of a reporting entity and a liability of the General Fund. Similarly, investments in Federal Government securities that are held by Dedicated Collections accounts are assets of the reporting entity responsible for the Dedicated Collections and liabilities of the General Fund. In both cases, the amounts represent commitments by the Government to provide resources for particular programs, but they do not represent assets to the Government as a whole.

When the reporting entity seeks to use FBWT or investments in Government securities to liquidate budgetary obligations, Treasury will finance the disbursements in the same way it finances all other disbursements, using some combination of receipts, other inflows, and borrowing from the public (if there is a budget deficit).

The Agency does not maintain cash in commercial bank accounts; cash receipts and disbursements are handled by Treasury. The major funds maintained with Treasury are General Funds, Revolving Funds, Trust Funds, Special Funds, Deposit Funds, and Clearing Accounts. These funds have balances available to pay current liabilities and finance authorized obligations, as applicable.

**G. Investments in U.S. Government Securities (See Note 4)**

Investments in U.S. Government securities are maintained by Treasury and are reported at amortized cost net of unamortized discounts or premiums. Discounts or premiums are amortized over the term of the investments and reported as interest income. No provision is made for unrealized gains or losses on these securities because they generally are held to maturity.

**H. Marketable Securities (See Note 4)**

The Agency records marketable securities at cost as of the date of receipt. Marketable securities are held by Treasury and reported at their cost value in the financial statements until sold.

**I. Accounts Receivable and Interest Receivable (See Note 5)**

Superfund accounts receivable represent recovery of costs from PRPs as provided under CERCLA as amended by the Superfund Amendments and Reauthorization Act of 1986 (SARA). Since there is no assurance that these funds will be recovered, cost recovery expenditures are expensed when incurred. The Agency also records allocations receivable from the Superfund Trust Fund, which are eliminated in the consolidated totals.

The Agency records accounts receivable from PRPs for Superfund site response costs when a consent decree, judgment, administrative order, or settlement is entered. These agreements are generally negotiated after at least some, but not necessarily all, of the site response costs have been incurred. It is the Agency's position that until a consent decree or other form of settlement is obtained, the amount recoverable should not be recorded.

The Agency also records accounts receivable from states for a percentage of Superfund site remedial action costs incurred by the Agency within those states. As agreed to under SSCs, cost sharing arrangements may vary according to whether a site was privately or publicly operated at the time of hazardous substance disposal and whether the Agency response action was removal or remedial. SSC agreements are usually for 10 percent or 50 percent of site remedial action costs, depending on who has the primary responsibility for the site (i.e., publicly or privately owned). States may pay the full amount of their share in advance or incrementally throughout the remedial action process.

Most remaining receivables for non-Superfund funds represent penalties and interest receivable for general fund receipt accounts, unbilled intragovernmental reimbursements receivable, and refunds receivable for the STAG appropriation.

**United States Environmental Protection Agency**  
**Notes to the Financial Statements**  
**For the Fiscal Years Ending September 30, 2023 and 2022**  
**(Dollars in Thousands)**

**J. Advances and Prepayments**

Advances and prepayments represent funds paid to other entities both internal and external to the Agency for which a budgetary expenditure has not yet occurred.

**K. Loans Receivable (See Note 7)**

Loans are accounted for as receivables after funds have been disbursed. Loans receivable resulting from loans obligated on or after October 1, 1991, are reduced by an allowance equal to the present value of the subsidy costs associated with these loans. The subsidy cost is calculated based on the interest rate differential between the loans and Treasury borrowing, the estimated delinquencies and defaults net of recoveries offset by fees collected, and other estimated cash flows associated with these loans. Loan proceeds are disbursed pursuant to the terms of the loan agreement. Interest is calculated semi-annually on a per loan basis. Repayments are made pursuant to the terms of the loan agreement with the option to repay loan amounts early.

**L. Appropriated Amounts Held by Treasury (See Note 27)**

Cash available to the Agency that is not needed immediately for current disbursements of the Superfund and LUST Trust Funds, and amounts appropriated from the Superfund Trust Fund to the OIG and Science and Technology appropriations, remains in the respective Trust Funds managed by Treasury.

**M. Property, Plant, and Equipment (See Note 9)**

The EPA accounts for its personal and real property accounting records in accordance with SFFAS No. 6, *Accounting for Property, Plant and Equipment* as amended. For EPA-held property, the Fixed Assets Subsystem (FAS) maintains the official records and automatically generates depreciation entries monthly based on in-service dates.

A purchase of EPA-held or contractor-held personal property is capitalized if it is valued at \$25 thousand or more and has an estimated useful life of at least two years. For contractor-held property, depreciation is taken on a modified straight-line basis over a period of six years depreciating 10 percent the first and sixth year, and 20 percent in years two through five. For contractor-held property, detailed records are maintained and accounted for in contractor systems, not in EPA's FAS. Acquisitions of EPA-held personal property are depreciated using the straight-line method over the specific asset's useful life, ranging from two to fifteen years.

Personal property includes capital leases. To be defined as a capital lease, a lease, at its inception, must have a lease term of two or more years and the lower of the fair value or present value of the projected minimum lease payments must be \$75 thousand or more. Capital leases containing real property (therefore considered in the real property category as well), have a \$150 thousand capitalization threshold. In addition, the lease must meet one of the following criteria: transfers ownership at the end of the lease to the EPA; contains a bargain purchase option; the lease term is equal to 75 percent or more of the estimated economic service life; or the present value of the projected cash flows of the lease and other minimum lease payments is equal to or exceeds 90 percent of the fair value.

Superfund contract property used as part of the remedy for a site-specific response action is capitalized in accordance with the Agency's capitalization threshold. This property is part of the remedy at the site and eventually becomes part of the site itself. Once the response action has been completed and the remedy implemented, the EPA retains control of the property (i.e., pump and treat facility) for 10 years or less and transfers its interest in the facility to the respective state for mandatory operation and maintenance – usually 20 years or more. Consistent with the EPA's 10-year retention period, depreciation for this property is based on a 10-year useful life. However, if any property is transferred to a state in a year or less, this property is charged to expense. If any property is sold prior to the EPA relinquishing interest, the proceeds from the sale of that property shall be applied against contract payments or refunded as required by the Federal Acquisition Regulations. An exception to the accounting of contract property includes equipment purchased by the WCF. This property is retained in EPA's FAS and depreciated utilizing the straight-line method based upon the asset's in-service date and useful life.



**United States Environmental Protection Agency**  
**Notes to the Financial Statements**  
**For the Fiscal Years Ending September 30, 2023 and 2022**  
**(Dollars in Thousands)**

Real property consists of land, buildings, capital and leasehold improvements and capital leases. In FY 2017, the EPA increased the capitalization threshold for real property, other than land, to \$150 thousand from \$85 thousand for buildings and improvements and \$25 thousand for plumbing, heating, and sanitation projects. The new threshold was applied prospectively. Land is capitalized regardless of cost. Buildings are valued at an estimated original cost basis, and land is valued at fair market value, if purchased prior to FY 1997. Real property purchased after FY 1996 is valued at actual cost. Depreciation for real property is calculated using the straight-line method over the specific asset's useful life, ranging from 10 to 50 years. Leasehold improvements are amortized over the lesser of their useful life or the unexpired lease term. Additions to property and improvements not meeting the capitalization criteria, expenditures for minor alterations, and repairs and maintenance are expensed when incurred.

Internal use software includes purchased commercial off-the-shelf software, contractor-developed software, and software that was internally developed by Agency employees. In FY 2017, the EPA reviewed its capitalization threshold levels for PP&E. The Agency performed an analysis of the values of software assets, reviewed capitalization of other federal entities, and evaluated the materiality of software account balances. Based on the review, the Agency increased the capitalization threshold from \$250 thousand to \$5 million to better align with major software acquisition investments. The \$5 million threshold was applied prospectively to software acquisitions and modifications/enhancements placed into service after September 30, 2016. Software assets placed into service prior to October 1, 2016 were capitalized at the \$250 thousand threshold. Internal use software is capitalized at full cost (direct and indirect) and amortized using the straight-line method over its useful life, not exceeding five years.

Internal use software purchased or developed for the working capital fund is capitalized at \$250 thousand and is amortized using the straight-line method over its useful life, not exceeding five years.

**N. Liabilities** (See Notes 8 & 13)

Liabilities represent the amount of monies or other resources that are more likely than not to be paid by the Agency as the result of an Agency transaction or event that has already occurred and can be reasonably estimated. However, no liability can be paid by the Agency without an appropriation or other collections authorized for retention. Liabilities for which an appropriation has not been enacted are classified as unfunded liabilities and there is no certainty that the appropriations will be enacted. Liabilities of the Agency arising from other than contracts can be abrogated by the Government acting in its sovereign capacity.

**O. Debt** (See Note 10)

Debt payable to Treasury results from loans from Treasury to fund the non-subsidy portion of the WIFIA direct loans. The Agency borrows the funds from Treasury when the loan disbursements agreed upon in the loan agreement are made. Principal payments are made to Treasury periodically based on the collection of loan receivables.

**P. Accrued Unfunded Annual Leave** (See Note 24)

Annual, sick and other leave is expensed as taken during the fiscal year. Annual leave earned but not taken at the end of the fiscal year is accrued as an unfunded liability. Accrued unfunded annual leave is included in the Balance Sheet as a component of "Federal Employee and Veteran Benefits Payable". Sick leave earned but not taken is not accrued as a liability; it is expensed as it is used.

**Q. Retirement Plan** (See Note 24)

There are two primary retirement systems for federal employees. Employees hired prior to January 1, 1987, may participate in the Civil Service Retirement System (CSRS). On January 1, 1987, the Federal Employees Retirement System (FERS) went into effect pursuant to Public Law 99-335. Most employees hired after December 31, 1986, are automatically covered by FERS and Social Security. Employees hired prior to January 1, 1987, elected to either join FERS and Social Security or to remain in CSRS. A primary feature of FERS is that it offers a savings plan to which the Agency automatically contributes one percent of pay and matches any employee contributions up to an additional four percent of pay. The Agency also contributes the employer's matching share for Social Security.

**United States Environmental Protection Agency**  
**Notes to the Financial Statements**  
**For the Fiscal Years Ending September 30, 2023 and 2022**  
**(Dollars in Thousands)**

With the issuance of SFFAS No. 5, *Accounting for Liabilities of the Federal Government*, accounting and reporting standards were established for liabilities relating to the federal employee benefit programs (Retirement, Health Benefits, and Life Insurance). SFFAS No. 5 requires that the employing agencies recognize the cost of pensions and other retirement benefits during their employees' active years of service. SFFAS No. 5 requires that the Office of Personnel Management (OPM), as administrator of the CSRS and FERS, the Federal Employees Health Benefits Program, and the Federal Employees Group Life Insurance Program, provide federal agencies with the actuarial cost factors to compute the liability for each program.

**R. Prior Period Adjustments and Restatements**

Prior period adjustments, if any, are made in accordance with SFFAS No. 21, *Reporting Corrections of Errors and Changes in Accounting Principles*. Specifically, prior period adjustments will only be made for material prior period errors to: (1) the current period financial statements, and (2) the prior period financial statements presented for comparison. Adjustments related to changes in accounting principles will only be made to the current period financial statements, but not to prior period financial statements presented for comparison.

**S. Deepwater Horizon Oil Spill**

The April 20, 2010 Deepwater Horizon (DWH) Oil Spill was the largest oil spill in U.S. history. In the wake of the spill, the National Contingency Plan regulation was revised to reflect the EPA's designation as a DWH Natural Resource Trustee. The DWH Natural Resources Damage Assessment is a legal process pursuant to the Oil Pollution Act and the April 4, 2016 Consent Decree between the U.S., the five Gulf states, and British Petroleum (BP) entered by a federal court in New Orleans. Under the Consent Decree, a payment schedule was set forth for BP to pay \$7.1 billion in natural resource damages. The Natural Resource Damage Assessments (NRDA) trustees are then jointly responsible to use those funds in the manner set forth in Appendix 2 of the Consent Decree to restore natural resources injured by the DWH Oil Spill. In FY 2016, the EPA received an advance of \$184 thousand from BP and \$2 million from the U.S. Coast Guard, to participate in addressing injured natural resources and service resulting from the Deepwater Horizon Oil Spill. As additional projects are identified, the EPA may continue to receive funding through the 2016 Consent Decree to implement its DWH NRDA Trustee responsibilities in the Agency's Damage Assessment and Restoration Revolving Trust Fund.

**T. Use of Estimates**

The preparation of financial statements requires management to make certain estimates and assumptions that affect the reported amounts of assets and liabilities, including environmental and grant liabilities, and the reported amounts of revenue and expenses during the reporting period. Actual results could differ from those estimates.

**U. Reclassifications and Comparative Figures**

Certain reclassifications have been made to the prior year's financial statements to enhance comparability with the current year's financial statements and footnotes in accordance with Office of Management and Budget (OMB) Circular No. A-136, *Financial Reporting Requirements* revised May 19, 2023. As a result, the form and content of the Balance Sheet, Statement of Changes in Net Position and footnotes have been changed to conform with OMB Circular No. A-136.

**United States Environmental Protection Agency**  
**Notes to the Financial Statements**  
**For the Fiscal Years Ending September 30, 2023 and 2022**  
**(Dollars in Thousands)**

**Note 2. Fund Balance With Treasury (FBWT)**

Fund Balance with Treasury as of September 30, 2023 and 2022 consists of the following:

|                         | 2023                        |                        |                             | 2022                        |                        |                             |
|-------------------------|-----------------------------|------------------------|-----------------------------|-----------------------------|------------------------|-----------------------------|
|                         | Entity<br>Assets            | Non-Entity<br>Assets   | Total                       | Entity<br>Assets            | Non-Entity<br>Assets   | Total                       |
| <b>Trust Funds:</b>     |                             |                        |                             |                             |                        |                             |
| Superfund               | \$ (56,699)                 | \$ -                   | \$ (56,699)                 | \$ 244,972                  | \$ -                   | \$ 244,972                  |
| LUST                    | 20,603                      | -                      | 20,603                      | 24,166                      | -                      | 24,166                      |
| Oil Spill & Misc.       | 20,556                      | -                      | 20,556                      | 18,919                      | -                      | 18,919                      |
| <b>Revolving Funds:</b> |                             |                        |                             |                             |                        |                             |
| FIFRA/Tolerance         | 30,826                      | -                      | 30,826                      | 31,338                      | -                      | 31,338                      |
| Working Capital         | 116,764                     | -                      | 116,764                     | 112,992                     | -                      | 112,992                     |
| E-Manifest              | 45,425                      | -                      | 45,425                      | 32,240                      | -                      | 32,240                      |
| NRDA                    | 2,544                       | -                      | 2,544                       | 2,123                       | -                      | 2,123                       |
| WIFIA                   | 17,441                      | -                      | 17,441                      | 769                         | -                      | 769                         |
| <b>Appropriated</b>     | 73,765,838                  | -                      | 73,765,838                  | 63,039,162                  | -                      | 63,039,162                  |
| <b>Other Fund Types</b> | 622,876                     | 3,594                  | 626,470                     | 592,723                     | 4,425                  | 597,148                     |
| <b>Total</b>            | <b><u>\$ 74,586,174</u></b> | <b><u>\$ 3,594</u></b> | <b><u>\$ 74,589,768</u></b> | <b><u>\$ 64,099,404</u></b> | <b><u>\$ 4,425</u></b> | <b><u>\$ 64,103,829</u></b> |

Entity fund balances, except for special fund receipt accounts, are available to pay current liabilities and to finance authorized purchase commitments (see Status of Fund Balances below). Entity Assets for Other Fund Types consist of special purpose funds and special fund receipt accounts, such as the Pesticide Registration funds and the Environmental Services receipt account. The Non-Entity Assets for Other Fund Types consist of clearing accounts and deposit funds, which are either awaiting documentation for the determination of proper disposition or being held by the EPA for other entities.

| <b>Status of Fund Balances:</b>             | <b>2023</b>                 | <b>2022</b>                 |
|---|-----------------------------|-----------------------------|
| <b>Unobligated Amounts in Fund Balance:</b> |                             |                             |
| Available for Obligation                    | \$ 59,166,962               | \$ 56,789,464               |
| Unavailable for Obligation                  | 114,325                     | 188,011                     |
| Net Receivables from Invested Balances      | (8,822,692)                 | (8,748,354)                 |
| Balances in Treasury Trust Fund (Note 27)   | (182,653)                   | 117,500                     |
| Obligated Balance not yet Disbursed         | 23,705,591                  | 15,179,725                  |
| Non-Budgetary FBWT                          | 608,235                     | 577,483                     |
| <b>Total</b>                                | <b><u>\$ 74,589,768</u></b> | <b><u>\$ 64,103,829</u></b> |

The funds available for obligation may be apportioned by OMB for new obligations at the beginning of the following fiscal year. Funds unavailable for obligation are generally balances in expired funds, which are available only for adjustments of existing obligations. For September 30, 2023 and 2022, no differences existed between Treasury's accounts and the EPA's statements for fund balances with Treasury. See Note 1 paragraph F for additional information.

**United States Environmental Protection Agency**  
**Notes to the Financial Statements**  
**For the Fiscal Years Ending September 30, 2023 and 2022**  
**(Dollars in Thousands)**

**Note 3. Cash and Other Monetary Assets**

As of September 30, 2023 and 2022, the balance in the imprest fund was \$10.

**Note 4. Investments, Net**

As of September 30, 2023 and 2022, investments consist of the following:

|                                      |         | <u>Cost</u>   | <u>Amortization<br/>Method</u> | <u>Amortized<br/>(Premium)<br/>Discount</u> | <u>Interest<br/>Receivable</u> | <u>Investments,<br/>Net</u> | <u>Market<br/>Value</u> |
|--------------------------------------|---------|---------------|--------------------------------|---|--------------------------------|-----------------------------|-------------------------|
| <b>Intragovernmental Securities:</b> |         |               |                                |   |                                |                             |                         |
| Non-Marketable                       | FY 2023 | \$ 12,438,324 | Straight Line                  | 289,586                                     | 10,545                         | 12,159,283                  | \$ 12,159,283           |
| Non-Marketable                       | FY 2022 | \$ 10,610,897 | Straight Line                  | 317,928                                     | 4,810                          | 10,297,779                  | \$ 10,297,779           |

CERCLA, as amended by SARA, authorizes the EPA to recover monies to clean up Superfund sites from responsible parties (RPs). Some RPs file for bankruptcy under Title 11 of the U.S. Code. In bankruptcy settlements, the EPA is an unsecured creditor and is entitled to receive a percentage of the assets remaining after secured creditors have been satisfied. Some RPs satisfy their debts by issuing securities of the reorganized company. The Agency does not intend to exercise ownership rights to these securities and instead will convert them to cash as soon as practicable. All investments in Treasury securities are funds from dedicated collections (see Note 17).

The Federal Government does not set aside assets to pay future benefits or other expenditures associated with funds from dedicated collections. The cash receipts collected from sources other than intragovernmental for dedicated collection funds are deposited in the U.S. Treasury, which uses the cash for general Government purposes. Treasury securities are issued to the EPA as evidence of its receipts. Treasury securities are an asset to the EPA and a liability to the U.S. Treasury. Because the EPA and the U.S. Treasury are both parts of the Government, these assets and liabilities offset each other from the standpoint of the Government as a whole. For this reason, they do not represent an asset or liability in the U.S. Government-wide financial statements.

Treasury securities provide the EPA with authority to draw upon the U.S. Treasury to make future benefit payments or other expenditures. When the EPA requires redemption of these securities to make expenditures, the Government finances those expenditures out of accumulated cash balances, by raising taxes or other receipts, by borrowing from the public or repaying less debt, or by curtailing other expenditures. This is the same way that the Government finances all other expenditures. See Note 1 paragraphs G and H for additional information.

**United States Environmental Protection Agency**  
**Notes to the Financial Statements**  
**For the Fiscal Years Ending September 30, 2023 and 2022**  
**(Dollars in Thousands)**

**Note 5. Accounts Receivable, Net**

Accounts Receivable as of September 30, 2023 and 2022, consist of the following:

|  | <b>2023</b>              | <b>2022</b>              |
|--|--------------------------|--------------------------|
| <b>Intragovernmental:</b>                  |                          |                          |
| Accounts & Interest Receivable             | \$ 8,938                 | \$ 6,579                 |
| Less: Allowance for Uncollectible Accounts | <u>(1,252)</u>           | <u>(862)</u>             |
| <b>Total</b>                               | <b><u>\$ 7,686</u></b>   | <b><u>\$ 5,717</u></b>   |
| <br>                                       |                          |                          |
|  | <b>2023</b>              | <b>2022</b>              |
| <b>Other Than Intragovernmental:</b>       |                          |                          |
| Unbilled Accounts Receivable               | \$ 110,567               | \$ 130,572               |
| Accounts & Interest Receivable             | 2,647,893                | 2,625,563                |
| Less: Allowance for Uncollectible Accounts | <u>(2,237,768)</u>       | <u>(2,207,610)</u>       |
| <b>Total</b>                               | <b><u>\$ 520,692</u></b> | <b><u>\$ 548,525</u></b> |

The Allowance for Uncollectible Accounts is determined both on a specific identification basis, as a result of a case-by-case review of receivables, and on a percentage basis for receivables not specifically identified. See Note 1 paragraph I for additional information.

**Note 6. Inventory and Related Property**

Inventory and related property as of September 30, 2023 and 2022, consist of the following:

|                                | <b>2023</b>          | <b>2022</b>          |
|--------------------------------|----------------------|----------------------|
| Inventory Purchased for Resale | \$ 626               | \$ 531               |
| <b>Total</b>                   | <b><u>\$ 626</u></b> | <b><u>\$ 531</u></b> |

**Note 7. Loans Receivable, Net**

Direct loans receivable disbursed from obligations made after FY 1991 are governed by the Federal Credit Reform Act, which mandates that the present value of the subsidy costs (i.e., interest rate differentials, interest subsidies, anticipated delinquencies, and defaults) associated with direct loans be recognized as a cost in the year the loan is disbursed. The net loan present value is the gross loan receivable less the subsidy present value. The EPA does not have any loans obligated prior to 1992.

The EPA administers the WIFIA Direct Loans program. In fiscal years 2023 and 2022, the Agency received borrowing authority of \$6 billion and \$6 billion respectively for the non-subsidy portion of loan proceeds disbursed. For the fiscal years ended September 30, 2023 and 2022, the Agency closed \$6 billion and \$6 billion in WIFIA loans, respectively.

Interest on the loans is accrued based on the terms of the loan agreement. For the fiscal years ended September 30, 2023 and 2022, the WIFIA program has incurred \$550 million and \$256 million in administrative expenses, respectively.

**United States Environmental Protection Agency**  
**Notes to the Financial Statements**  
**For the Fiscal Years Ending September 30, 2023 and 2022**  
**(Dollars in Thousands)**

**Obligated after FY 1991**

| <b>Direct Loan Program</b> | <b>2023 Loans Receivable, Gross</b> | <b>Interest and Fees Receivable</b> | <b>Foreclosed Property/ Allowance for Loan Losses</b> | <b>Allowance for Subsidy Cost</b> | <b>Value of Assets Related to Direct Loans, Net</b> |
|----------------------------|-------------------------------------|-------------------------------------|---|-----------------------------------|---|
| WIFIA                      | \$ 3,261,931                        | 1,398                               | -   | (861,407)                         | \$ 2,401,922  |

| <b>Direct Loan Program</b> | <b>2022 Loans Receivable, Gross</b> | <b>Interest and Fees Receivable</b> | <b>Foreclosed Property/ Allowance for Loan Losses</b> | <b>Allowance for Subsidy Cost</b> | <b>Value of Assets Related to Direct Loans, Net</b> |
|----------------------------|-------------------------------------|-------------------------------------|---|-----------------------------------|---|
| WIFIA                      | \$ 1,681,958                        | 1,998                               | -   | (392,448)                         | \$ 1,291,508  |

**Total Amount of Direct Loans Disbursed (Post-1991)**

| <b>Direct Loan Program</b> | <b>2023</b>  | <b>2022</b> |
|----------------------------|--------------|-------------|
| WIFIA                      | \$ 1,594,232 | \$ 955,452  |

**Subsidy Expense for Direct Loans by Program and Component**  
**Subsidy Expense for New Direct Loans Disbursed**

| <b>Direct Loan Program</b> | <b>2023 Interest Differential</b> | <b>Defaults</b> | <b>Fees and Other Collections</b> | <b>Other Subsidy Costs</b> | <b>Total</b> |
|----------------------------|-----------------------------------|-----------------|-----------------------------------|----------------------------|--------------|
| WIFIA                      | \$ -                              | -               | -                                 | (8,687)                    | \$ (8,687)   |

| <b>Direct Loan Program</b> | <b>2022 Interest Differential</b> | <b>Defaults</b> | <b>Fees and Other Collections</b> | <b>Other Subsidy Costs</b> | <b>Total</b> |
|----------------------------|-----------------------------------|-----------------|-----------------------------------|----------------------------|--------------|
| WIFIA                      | \$ -                              | -               | -                                 | (5,015)                    | \$ (5,015)   |

**Modifications and Reestimates**

| <b>Direct Loan Program</b> | <b>2023 Total Modifications</b> | <b>Interest Rate Reestimates</b> | <b>Technical Reestimates</b> | <b>FAI Reestimates</b> | <b>Total Reestimates</b> |
|----------------------------|---------------------------------|----------------------------------|------------------------------|------------------------|--------------------------|
| WIFIA                      | \$ -                            | 76,295                           | 461,383                      | -                      | \$ 537,678               |

| <b>Direct Loan Program</b> | <b>2022 Total Modifications</b> | <b>Interest Rate Reestimates</b> | <b>Technical Reestimates</b> | <b>FAI Reestimates</b> | <b>Total Reestimates</b> |
|----------------------------|---------------------------------|----------------------------------|------------------------------|------------------------|--------------------------|
| WIFIA                      | \$ -                            | 22,769                           | 208,342                      | 7,536                  | \$ 238,647               |

**United States Environmental Protection Agency**  
**Notes to the Financial Statements**  
**For the Fiscal Years Ending September 30, 2023 and 2022**  
**(Dollars in Thousands)**

**Total Direct Loans Subsidy Expense**

| <b>Direct Loan Program</b> | <b>2023</b> | <b>2022</b> |
|----------------------------|-------------|-------------|
| WIFIA                      | \$ 8,687    | \$ 5,015    |

**Budget Subsidy Rates for Direct Loans for the Current Year Cohort**

| <b>Direct Loan Program</b> | <b>2023 Interest Differential</b> | <b>Defaults</b> | <b>Fees and Other Collections</b> | <b>Other Subsidy Costs</b> | <b>Total</b> |
|----------------------------|-----------------------------------|-----------------|-----------------------------------|----------------------------|--------------|
| WIFIA                      | 0.0%                              | 0.73%           | 0%                                | 0%                         | 0.73%        |

| <b>Direct Loan Program</b> | <b>2022 Interest Differential</b> | <b>Defaults</b> | <b>Fees and Other Collections</b> | <b>Other Subsidy Costs</b> | <b>Total</b> |
|----------------------------|-----------------------------------|-----------------|-----------------------------------|----------------------------|--------------|
| WIFIA                      | 0.02%                             | 0.47%           | 0%                                | 0%                         | 0.49%        |

The subsidy rates disclosed pertain to the current year's cohort. The rates cannot be applied to the direct loans disbursed during the current reporting year to yield the subsidy expense. The subsidy expense for new loans reported in the current year could result from disbursement of loans from both current year cohorts and prior year cohorts. The subsidy expense reported in the current year also includes modifications and reestimates.

**Schedule for Reconciling Subsidy Cost Allowance Balances**

**Beginning Balance, Changes and Ending Balance**

|   | <b>2023</b>         | <b>2022</b>         |
|---|---------------------|---------------------|
| Beginning Balance of the Subsidy Allowance  | \$ (392,448)        | \$ (148,785)        |
| Add: Subsidy Expense for Direct Loans Disbursed During the Reporting Years by Component |                     |                     |
| Other Subsidy Costs   | (8,688)             | (5,015)             |
| Reversal of PY subsidy costs  | 3,815               | -                   |
| <b>Total of the Above Subsidy Expense Components</b>                                    | <b>\$ (4,873)</b>   | <b>\$ (5,015)</b>   |
| Adjustments   |                     |                     |
| Subsidy Allowance Amortization  | 73,592              | -                   |
| <b>Ending Balance of the Subsidy Cost Allowance Before Reestimates</b>                  | <b>(323,729)</b>    | <b>(153,800)</b>    |
| Add or Subtract Subsidy Reestimates by Component  |                     |                     |
| Interest Rate Reestimates   | (76,295)            | (22,769)            |
| Technical/Default Reestimates   | (461,383)           | (208,343)           |
| FAI Adjustment  | -                   | (7,536)             |
| <b>Total of the Above Reestimate Components</b>   | <b>\$ (537,678)</b> | <b>\$ (238,648)</b> |
| <b>Ending Balance of the Subsidy Cost Allowance</b>                                     | <b>\$ (861,407)</b> | <b>\$ (392,448)</b> |

**United States Environmental Protection Agency**  
**Notes to the Financial Statements**  
**For the Fiscal Years Ending September 30, 2023 and 2022**  
**(Dollars in Thousands)**

The economic assumptions of the WIFIA upward and downward adjustments were a reassessment of risk levels as well as estimated changes in future cash flows on loans. Actual interest rates used for FY 2023 loan disbursements were higher than the interest rate assumptions used during the budget formulation process at loan origination. See Note 1 paragraph K for additional information.

|   | <b>2023</b>         | <b>2022</b>         |
|---|---------------------|---------------------|
| <b>Beginning balance of loans receivable, net</b> | <b>\$ 1,291,508</b> | <b>\$ 586,138</b>   |
| Add loan disbursements                            | 1,594,232           | 955,452             |
| Less principal and interest payments received     | (46,601)            | (28,498)            |
| Add interest accruals                             | 32,125              | 21,745              |
| Add fees accrued                                  | (384)               | 334                 |
| Add upward reestimates                            | (687,880)           | (164,438)           |
| Less downward reestimates                         | 514,526             | 48,268              |
| Allowance for loan and interest loss adjustments  | -                   | (127,493)           |
| Subsidy allowance                                 | (295,604)           | -                   |
| <b>Ending balance of loans receivable, net</b>    | <b>\$ 2,401,922</b> | <b>\$ 1,291,508</b> |

**Note 8. Accounts Payable**

Accounts Payable are current liabilities and consist of the following amounts as of September 30, 2023 and 2022:

|                                      | <b>Covered by Budgetary Resources</b> |                  |
|--------------------------------------|---------------------------------------|------------------|
|                                      | <b>2023</b>                           | <b>2022</b>      |
| <b>Intragovernmental:</b>            |                                       |                  |
| Accounts Payable                     | \$ 16                                 | \$ 159           |
| Disbursements in Transit             | 2,905                                 | 2,908            |
| <b>Total</b>                         | <b>\$ 2,921</b>                       | <b>\$ 3,067</b>  |
|                                      | <b>2023</b>                           | <b>2022</b>      |
| <b>Other Than Intragovernmental:</b> |                                       |                  |
| Accounts Payable                     | \$ 53,978                             | \$ 39,579        |
| Advances Payable                     | 4                                     | 4                |
| Interest Payable                     | 24                                    | 15               |
| Disbursements in Transit             | 62,228                                | 23,315           |
| <b>Total</b>                         | <b>\$ 116,234</b>                     | <b>\$ 62,913</b> |



**United States Environmental Protection Agency**  
**Notes to the Financial Statements**  
**For the Fiscal Years Ending September 30, 2023 and 2022**  
**(Dollars in Thousands)**

**Note 9. Property, Plant and Equipment, Net**

Property, plant, and equipment (PP&E) consist of software, real property, EPA-held and contractor-held personal property, and capital leases. See Note 1 paragraph M for additional information.

As of September 30, 2023, PP&E Cost consisted of the following:

|  | <b>2023</b>                        |                                  |                                   |  |                                   |                           |                            |
|--|------------------------------------|----------------------------------|-----------------------------------|--|-----------------------------------|---------------------------|----------------------------|
|  | <b>EPA-<br/>Held<br/>Equipment</b> | <b>Software<br/>(Production)</b> | <b>Software<br/>(Development)</b> | <b>Contractor<br/>Held<br/>Equipment</b> | <b>Land<br/>and<br/>Buildings</b> | <b>Capital<br/>Leases</b> | <b>Total</b>               |
| <b>Balance,<br/>Beginning of<br/>Year</b>  | \$ 332,195                         | \$ 440,896                       | \$ 96,640                         | \$ 39,526                                | \$ 862,775                        | \$ 24,485                 | \$ 1,796,517               |
| Additions                                  | 13,543                             | -                                | 15,122                            | 693                                      | 1,105                             | -                         | 30,463                     |
| Dispositions                               | (13,489)                           | -                                | -                                 | (3,914)                                  | -                                 | -                         | (17,403)                   |
| Revaluations                               | -                                  | -                                | 8,784                             | -  | 18,234                            | -                         | 27,018                     |
| <b>Balance,<br/>September<br/>30, 2023</b> | <b><u>\$ 332,249</u></b>           | <b><u>\$ 440,896</u></b>         | <b><u>\$ 120,546</u></b>          | <b><u>\$ 36,305</u></b>                  | <b><u>\$ 882,114</u></b>          | <b><u>\$ 24,485</u></b>   | <b><u>\$ 1,836,595</u></b> |

As of September 30, 2023, PP&E Accumulated Depreciation consisted of the following:

|  | <b>2023</b>                        |                                  |                                   |  |                                   |                           |                            |
|--|------------------------------------|----------------------------------|-----------------------------------|--|-----------------------------------|---------------------------|----------------------------|
|  | <b>EPA-<br/>Held<br/>Equipment</b> | <b>Software<br/>(Production)</b> | <b>Software<br/>(Development)</b> | <b>Contractor<br/>Held<br/>Equipment</b> | <b>Land<br/>and<br/>Buildings</b> | <b>Capital<br/>Leases</b> | <b>Total</b>               |
| <b>Balance,<br/>Beginning of<br/>Year</b>  | \$ 235,630                         | \$ 438,507                       | \$ -                              | \$ 11,184                                | \$ 357,624                        | \$ 22,580                 | \$ 1,065,525               |
| Dispositions                               | (12,237)                           | -                                | -                                 | (3,914)                                  | -                                 | -                         | (16,151)                   |
| Revaluations                               | -                                  | -                                | -                                 | -  | 4                                 | 68                        | 72                         |
| Depreciation<br>Expense                    | 17,243                             | 1,207                            | -                                 | 7,489                                    | 17,188                            | 815                       | 43,942                     |
| <b>Balance,<br/>September<br/>30, 2023</b> | <b><u>\$ 240,636</u></b>           | <b><u>\$ 439,714</u></b>         | <b><u>\$ -</u></b>                | <b><u>\$ 14,759</u></b>                  | <b><u>\$ 374,816</u></b>          | <b><u>\$ 23,463</u></b>   | <b><u>\$ 1,093,388</u></b> |

**United States Environmental Protection Agency**  
**Notes to the Financial Statements**  
**For the Fiscal Years Ending September 30, 2023 and 2022**  
**(Dollars in Thousands)**

As of September 30, 2023, PP&E, Net consisted of the following:

|  | 2023                               |                                  |                                   |  |                                   |                           |                   |
|--|------------------------------------|----------------------------------|-----------------------------------|--|-----------------------------------|---------------------------|-------------------|
|  | <u>EPA-<br/>Held<br/>Equipment</u> | <u>Software<br/>(Production)</u> | <u>Software<br/>(Development)</u> | <u>Contractor<br/>Held<br/>Equipment</u> | <u>Land<br/>and<br/>Buildings</u> | <u>Capital<br/>Leases</u> | <u>Total</u>      |
| <b>Balance,<br/>September<br/>30, 2023</b> | \$ <u>91,613</u>                   | \$ <u>1,182</u>                  | \$ <u>120,546</u>                 | \$ <u>21,546</u>                         | \$ <u>507,298</u>                 | \$ <u>1,022</u>           | \$ <u>743,207</u> |

As of September 30, 2022, PP&E Cost consisted of the following:

|  | 2022                               |                                  |                                   |  |                                   |                           |                     |
|--|------------------------------------|----------------------------------|-----------------------------------|--|-----------------------------------|---------------------------|---------------------|
|  | <u>EPA-<br/>Held<br/>Equipment</u> | <u>Software<br/>(Production)</u> | <u>Software<br/>(Development)</u> | <u>Contractor<br/>Held<br/>Equipment</u> | <u>Land<br/>and<br/>Buildings</u> | <u>Capital<br/>Leases</u> | <u>Total</u>        |
| <b>Balance,<br/>Beginning of<br/>Year</b>  | \$ 330,579                         | \$ 440,896                       | \$ 55,537                         | \$ 31,618                                | \$ 828,716                        | \$ 24,485                 | \$ 1,711,831        |
| Additions                                  | 12,239                             | -                                | 38,844                            | -  | 52,018                            | -                         | 103,101             |
| Dispositions                               | (10,623)                           | -                                | -                                 | -  | (6,986)                           | -                         | (17,609)            |
| Revaluations                               | -                                  | -                                | 2,259                             | 7,908                                    | (10,973)                          | -                         | (806)               |
| <b>Balance,<br/>September<br/>30, 2022</b> | \$ <u>332,195</u>                  | \$ <u>440,896</u>                | \$ <u>96,640</u>                  | \$ <u>39,526</u>                         | \$ <u>862,775</u>                 | \$ <u>24,485</u>          | \$ <u>1,796,517</u> |

As of September 30, 2022, PP&E Accumulated Depreciation consisted of the following:

|  | 2022                               |                                  |                                   |  |                                   |                           |                     |
|--|------------------------------------|----------------------------------|-----------------------------------|--|-----------------------------------|---------------------------|---------------------|
|  | <u>EPA-<br/>Held<br/>Equipment</u> | <u>Software<br/>(Production)</u> | <u>Software<br/>(Development)</u> | <u>Contractor<br/>Held<br/>Equipment</u> | <u>Land<br/>and<br/>Buildings</u> | <u>Capital<br/>Leases</u> | <u>Total</u>        |
| <b>Balance,<br/>Beginning of<br/>Year</b>  | \$ 225,982                         | \$ 433,822                       | \$ -                              | \$ 19,851                                | \$ 339,775                        | \$ 21,764                 | \$ 1,041,194        |
| Dispositions                               | (9,799)                            | -                                | -                                 | -  | -                                 | -                         | (9,799)             |
| Revaluations                               | (301)                              | -                                | -                                 | (8,667)                                  | -                                 | 1                         | (8,967)             |
| Depreciation<br>Expense                    | 19,748                             | 4,685                            | -                                 | -  | 17,849                            | 815                       | 43,097              |
| <b>Balance,<br/>September<br/>30, 2022</b> | \$ <u>235,630</u>                  | \$ <u>438,507</u>                | \$ <u>-</u>                       | \$ <u>11,184</u>                         | \$ <u>357,624</u>                 | \$ <u>22,580</u>          | \$ <u>1,065,525</u> |

**United States Environmental Protection Agency**  
**Notes to the Financial Statements**  
**For the Fiscal Years Ending September 30, 2023 and 2022**  
**(Dollars in Thousands)**

As of September 30, 2022, PP&E, Net consisted of the following:

|  | <u>2022</u>                        |                                  |                                   |  |                                   |                           |                   |
|--|------------------------------------|----------------------------------|-----------------------------------|--|-----------------------------------|---------------------------|-------------------|
|  | <u>EPA-<br/>Held<br/>Equipment</u> | <u>Software<br/>(Production)</u> | <u>Software<br/>(Development)</u> | <u>Contractor<br/>Held<br/>Equipment</u> | <u>Land<br/>and<br/>Buildings</u> | <u>Capital<br/>Leases</u> | <u>Total</u>      |
| <b>Balance,<br/>September<br/>30, 2022</b> | \$ <u>96,565</u>                   | \$ <u>2,389</u>                  | \$ <u>96,640</u>                  | \$ <u>28,342</u>                         | \$ <u>505,151</u>                 | \$ <u>1,905</u>           | \$ <u>730,992</u> |

**Note 10. Debt**

All debt is classified as not covered by budgetary resources, except for direct loan and guaranteed loan financing account debt to Treasury and that portion of other debt covered by budgetary resources at the Balance Sheet date.

The EPA borrows funds from the Bureau of Public Debt right before funds are disbursed to the borrower for the non-subsidy portion of WIFIA loans. As of September 30, 2023 and 2022, the EPA had debt due to Treasury consisting entirely of funds borrowed to finance the non-subsidy portion of the WIFIA Direct Loan Program:

|                                 | <u>2022</u>                  |                          |                           | <u>2023</u>              |                           |
|---------------------------------|------------------------------|--------------------------|---------------------------|--------------------------|---------------------------|
|                                 | <u>Beginning<br/>Balance</u> | <u>Net<br/>Borrowing</u> | <u>Ending<br/>Balance</u> | <u>Net<br/>Borrowing</u> | <u>Ending<br/>Balance</u> |
| <b>Debt to the<br/>Treasury</b> | \$ <u>746,839</u>            | \$ <u>810,341</u>        | \$ <u>1,557,180</u>       | \$ <u>1,396,045</u>      | \$ <u>2,953,225</u>       |

See Note 1 paragraph O for additional information.

**United States Environmental Protection Agency**  
**Notes to the Financial Statements**  
**For the Fiscal Years Ending September 30, 2023 and 2022**  
**(Dollars in Thousands)**

**Note 11. Stewardship Property, Plant and Equipment**

The Agency acquires title to certain property and property rights under the authorities provided in Section 104(j) CERCLA related to remedial clean-up sites. The property rights are in the form of fee interests (ownership) and easements to allow access to clean-up sites or to restrict usage of remediated sites. The Agency takes title to the land during remediation and transfers it to state or local governments upon the completion of clean-up. A site with “land acquired” may have more than one acquisition property. Sites are not counted as a withdrawal until all acquired properties have been transferred under the terms of 104(j).

As of September 30, 2023 and 2022, the Agency possessed the following land and land rights:

|  | <b>2023</b> |   | <b>2022</b> |
|--|-------------|---|-------------|
| <b>Superfund Sites with Easements:</b>     |             |   |             |
| Beginning Balance                          | 47          |   | 45          |
| Additions                                  | 1           | — | 2           |
| Ending Balance                             | <b>48</b>   | = | <b>47</b>   |
| <b>Superfund Sites with Land Acquired:</b> |             |   |             |
| Beginning Balance                          | 33          |   | 32          |
| Additions                                  | -           |   | 1           |
| Withdrawals                                | (1)         | — | -           |
| Ending Balance                             | <b>32</b>   | = | <b>33</b>   |

**Note 12. Liability to the General Fund for Custodial Assets**

Liability to the General Fund for Custodial Assets represents the amount of net accounts receivable that, when collected, will be deposited to the Treasury General Fund. Included in the custodial liability are amounts for fines and penalties, interest assessments, repayments of loans, and miscellaneous other accounts receivable. As of September 30, 2023 and 2022, custodial liability is approximately \$105,995 and \$106,560 respectively.

**United States Environmental Protection Agency**  
**Notes to the Financial Statements**  
**For the Fiscal Years Ending September 30, 2023 and 2022**  
**(Dollars in Thousands)**

**Note 13. Other Liabilities**

Other Liabilities consist of the following as of September 30, 2023:

|  | <u>Covered by<br/>Budgetary<br/>Resources</u> | <u>Not Covered by<br/>Budgetary<br/>Resources</u> | <u>Total</u>             |
|--|---|---|--------------------------|
| <b>Other Liabilities - Intragovernmental:</b>                |   |   |                          |
| <b>Current</b>   |   |   |                          |
| Employer Contributions & Payroll Taxes                       | \$ 9,653                                      | \$ -  | \$ 9,653                 |
| Other Accrued Liabilities                                    | 167,401                                       | -   | 167,401                  |
| Loan Reestimates   | -   | 769   | 769                      |
| <b>Non-Current</b>   |   |   |                          |
| Unfunded FECA Liability                                      | -   | 8,292   | 8,292                    |
| Unfunded Unemployment Liability                              | -   | 72  | 72                       |
| Payable to Treasury Judgement Fund                           | -   | 22,000  | 22,000                   |
| <b>Total Intragovernmental</b>                               | <b><u>\$ 177,054</u></b>                      | <b><u>\$ 31,133</u></b>                           | <b><u>\$ 208,187</u></b> |
| <b>Other Liabilities - Other Than Intragovernmental:</b>     |   |   |                          |
| <b>Current</b>   |   |   |                          |
| Liability for Deposit Funds, Other Than<br>Intragovernmental | \$ 510  | \$ 4,313  | \$ 4,823                 |
| Other Accrued Liabilities                                    | 132,683                                       | -   | 132,683                  |
| Grant Liabilities  | 446,873                                       | -   | 446,873                  |
| Accrued Funded Payroll and Benefits                          | 38,217  | -   | 38,217                   |
| Capital Lease Liabilities                                    | -   | 1,007   | 1,007                    |
| Liability for Clearing Accounts                              | -   | (254)   | (254)                    |
| <b>Total Other Than Intragovernmental</b>                    | <b><u>\$ 618,283</u></b>                      | <b><u>\$ 5,066</u></b>                            | <b><u>\$ 623,349</u></b> |

**United States Environmental Protection Agency**  
**Notes to the Financial Statements**  
**For the Fiscal Years Ending September 30, 2023 and 2022**  
**(Dollars in Thousands)**

Other Liabilities consist of the following as of September 30, 2022:

|   | <b>Covered by<br/>Budgetary<br/>Resources</b> | <b>Not Covered by<br/>Budgetary<br/>Resources</b> | <b>Total</b>             |
|---|---|---|--------------------------|
| <b>Current</b>  |   |   |                          |
| Employer Contributions & Payroll Taxes                    | \$ 16,126                                     | \$ -  | \$ 16,126                |
| Other Accrued Liabilities                                 | 152,350                                       | -   | 152,350                  |
| Loan Reestimates  | -   | 769   | 769                      |
| Liability for Deposit Funds                               | -   | (2)   | (2)                      |
| <b>Non-Current</b>  |   |   |                          |
| Unfunded FECA Liability                                   | -   | 8,447   | 8,447                    |
| Unfunded Unemployment Liability                           | -   | 7   | 7                        |
| Payable to Treasury Judgement Fund                        | -   | 22,000  | 22,000                   |
| <b>Total Intragovernmental</b>                            | <b><u>\$ 168,476</u></b>                      | <b><u>\$ 31,221</u></b>                           | <b><u>\$ 199,697</u></b> |
| <b>Other Liabilities - Other Than Intragovernmental</b>   |   |   |                          |
| <b>Current</b>  |   |   |                          |
| Liability for Deposit Funds, Other Than Intragovernmental | \$ 5,128                                      | \$ -  | \$ 5,128                 |
| Other Accrued Liabilities                                 | 126,411                                       | -   | 126,411                  |
| Grant Liabilities   | 360,811                                       | -   | 360,811                  |
| Accrued Funded Payroll and Benefits                       | 103,166                                       | -   | 103,166                  |
| Capital Lease Liabilities                                 | 1,476   | -   | 1,476                    |
| Commitment and Contingencies                              | -   | 1,770   | 1,770                    |
| Direct Loans Subsidy Liability                            | -   | (769)   | (769)                    |
| <b>Total Other Than Intragovernmental:</b>                | <b><u>\$ 596,992</u></b>                      | <b><u>\$ 1,001</u></b>                            | <b><u>\$ 597,993</u></b> |

Liabilities not covered by budgetary resources require future congressional action whereas liabilities covered by budgetary resources reflect prior congressional action. Regardless of when the congressional action occurs, when the liabilities are liquidated, Treasury will finance the liquidation in the same way that it finances all other disbursements, using some combination of receipts, other inflows, and borrowing from the public (if there is a budget deficit).

Other Accrued Liabilities are mostly comprised of contractor accruals.

See Note 1 paragraph N for additional information.

**Note 14. Leases**

The value of assets held under Capital Leases as of September 30, 2023 and 2022, are as follows:

**Capital Leases:**

|   | <b>2023</b>          | <b>2022</b>          |
|---|----------------------|----------------------|
| <b>Summary of Assets Under Capital Lease:</b> |                      |                      |
| Real Property                                 | \$ 24,485            | \$ 24,485            |
| <b>Total</b>                                  | <b><u>24,485</u></b> | <b><u>24,485</u></b> |
| Accumulated Amortization                      | <u>\$ 23,464</u>     | <u>\$ 22,581</u>     |

**United States Environmental Protection Agency**  
**Notes to the Financial Statements**  
**For the Fiscal Years Ending September 30, 2023 and 2022**  
**(Dollars in Thousands)**

The EPA has one capital lease for land and buildings housing scientific laboratories. This lease includes a base rental charge and escalation clauses based upon either rising operating costs and/or real estate taxes. The base operating costs are adjusted annually according to escalators in the Consumer Price Indices published by the Bureau of Labor Statistics, U.S. Department of Labor. The EPA's lease will terminate in FY 2025.

**Future Payments Due**

| <u>Fiscal Year</u>                                    | <u>Capital Leases</u> |
|---|-----------------------|
| 2024  | \$ 970                |
| 2025  | 323                   |
| <b>Total Future Minimum Lease Payments</b>            | <b>1,293</b>          |
| Less: Imputed Interest                                | (286)                 |
| <b>Net Capital Lease Liability</b>                    | <b>1,007</b>          |
| <b>Liabilities not Covered by Budgetary Resources</b> | <b>\$ 1,007</b>       |

**Note 15. Advances from Others and Deferred Revenue**

As of September 30, 2023 Advances from Others and Deferred Revenue consist of the following:

|                                      | <u>2023</u>                | <u>2022</u>                |
|--------------------------------------|----------------------------|----------------------------|
| <b>Other Than Intragovernmental:</b> |                            |                            |
| Cashout Advances, Superfund          | \$ 3,544,466               | \$ 3,541,093               |
| Unearned Advances                    | 131,740                    | 125,105                    |
| <b>Total</b>                         | <b><u>\$ 3,676,206</u></b> | <b><u>\$ 3,666,198</u></b> |

Cashout advances are funds received by the EPA, a state, or another responsible party under the terms of a settlement agreement (e.g., consent decree) to finance response action costs at a specified Superfund site. Under CERCLA Section 122(b)(3), cashout funds received by the EPA are placed in site-specific, interest-bearing accounts known as special accounts and are used for potential future work at such sites in accordance with the terms of the settlement agreement. Funds placed in special accounts may be disbursed to PRPs, to states that take responsibility for the site, or to other Federal agencies to conduct or finance response actions in lieu of the EPA without further appropriation by Congress.

**Note 16. Commitments and Contingencies**

The EPA may be a party in various administrative proceedings, actions and claims brought by or against it. These include:

- a) Various personnel actions, suits, or claims brought against the Agency by employees, and others.
- b) Various contract and assistance program claims brought against the Agency by vendors, grantees, and others.
- c) The legal recovery of Superfund costs incurred for pollution cleanup of specific sites, to include the collection of fines and penalties from responsible parties.

**United States Environmental Protection Agency**  
**Notes to the Financial Statements**  
**For the Fiscal Years Ending September 30, 2023 and 2022**  
**(Dollars in Thousands)**

- d) Claims against recipients for improperly spent assistance funds which may be settled by a reduction of future EPA funding to the grantee or the provision of additional grantee matching funds.

As of September 30, 2023, there were no accrued liabilities for commitments and potential loss contingencies. As of September 30, 2022, there were \$2M of accrued liabilities for commitments and potential loss contingencies.

|                                     | <u>Accrued<br/>Liabilities</u> | <u>Estimated<br/>Range of Loss-<br/>Lower End</u> | <u>Estimated<br/>Range of Loss-<br/>Upper End</u> |
|-------------------------------------|--------------------------------|---|---|
| <b>FY 2023</b>                      |                                |   |   |
| <b>Legal Contingencies:</b>         |                                |   |   |
| Reasonably Possible                 | \$ -                           | \$ 7,522  | \$ 7,522  |
| <b>FY 2022</b>                      |                                |   |   |
| <b>Legal Contingencies:</b>         |                                |   |   |
| Reasonably Possible                 | \$ -                           | \$ 2,700  | \$ 2,700  |
| <b>Environmental Contingencies:</b> |                                |   |   |
| Probable                            | \$ 1,770                       | \$ 1,770  | \$ 1,770  |
| Reasonably Possible                 |                                |   |   |

### **A. Gold King Mine**

On August 5, 2015, the EPA and its contractors were investigating under the Comprehensive Environmental Response, Compensation, and Liability Act (CERCLA) the Gold King Mine, an inactive mine in Colorado, when a release of acid mine drainage occurred. While the EPA team was excavating above the mine adit, water began leaking from the mine adit. The small leak quickly turned into a significant breach, releasing approximately three million gallons of mine water into the North Fork of Cement Creek, a tributary of the Animas River. The plume of acid mine water traveled from Colorado's Animas River into New Mexico's San Juan River, passed through the Navajo Nation, and deposited into Utah's Lake Powell. As of September 30, 2023, legal claims exist for which the potential loss could not be determined related to *Hennis v. United States*. In this case, EPA built and operates an interim water treatment plant to treat ongoing discharge of mine-impacted water from the Gold King Mine on plaintiff's property. Plaintiff alleges that the Government's ongoing access to, occupation, and use of his property constitutes a physical taking without just compensation.

In addition, as of September 30, 2023, legal claims exist for a claim made by an Environmental Restoration contractor for settlement costs of approximately \$3M for the amount resolved through settlement with the Navajo Nation, and an additional claim made by an Environmental Restoration contractor for settlement costs in the amount of approximately \$2M for the amount resolved through settlement with the state of New Mexico.

### **B. Flint, Michigan**

The EPA has received claims from over 9,400 individuals under the Federal Tort Claims Act for alleged injuries and property damages caused by the EPA's alleged negligence related to the water health crisis in Flint, Michigan. There is no estimated loss amount related to the water health crisis; they are only reasonably possible, and the final outcomes are not probable.

### **C. Superfund**

Under CERCLA Section 106(a), the EPA issues administrative orders that require parties to clean up contaminated sites. CERCLA Section 106(b) allows a party that has complied with such an order to petition the EPA for



**United States Environmental Protection Agency**  
**Notes to the Financial Statements**  
**For the Fiscal Years Ending September 30, 2023 and 2022**  
**(Dollars in Thousands)**

reimbursement of its reasonable costs of responding to the order plus interest. To be eligible for reimbursement, the party must demonstrate either that it was not a liable party under CERCLA Section 107(a) for the response action ordered or that the Agency's selection of the response action was arbitrary and capricious or otherwise not in accordance with law. As of September 30, 2023, there is one case related to Superfund. This case is *August Mack Environmental, Inc. v. EPA* for \$3 million; it is only reasonably possible, and the outcome is not probable. August Mack Environmental (AME) was a contractor for Vertellus, one of three PRPs (Potentially Responsible Parties) at the Big John Salvage Site in Fairmont, WV. The site was being cleaned up pursuant to a consent decree which named Vertellus the performing defendant; there is a Special Account at the site funded by the PRPs. Vertellus filed for bankruptcy and AME did not recover in bankruptcy the moneys it claimed it was owed by Vertellus. AME made a claim against the Superfund and/or the Special Account. EPA Region 3 denied the claim and AME appealed to the Administrative Law Judge (ALJ) who also denied it. AME then filed suit in district court. The court ruled in favor of EPA on a Motion to Dismiss and AME appealed to the 4th Circuit. The 4th Circuit ruled in AME's favor and the case was remanded back to the ALJ.

**D. Environmental Liabilities**

As of September 30, 2023, there are no cases pending against the EPA that are reported under Environmental Liabilities that the outcome is listed as either Probable or Reasonably Possible.

**E. Other Pending Cases**

As of September 30, 2023, legal claims exist for which the potential loss could not be determined. The case is for *United Affiliates Corp., et al. v. United States*, involving alleged taking of property for which plaintiff is seeking just compensation under the 5th Amendment. An additional case exists for *Alaska v. US (S. Ct.)*, involving a bill of complaint for EPA's action under the Clean Water Act regarding the Pebble Mine, alleging breach of contract and takings.

**F. Judgement Fund**

In cases that are paid by the U.S. Treasury Judgment Fund, the EPA must recognize the full cost of a claim regardless of which entity is actually paying the claim. Until these claims are settled or a court judgment is assessed where the Judgment Fund is determined to be the appropriate source for the payment, claims that are probable and estimable must be recognized as an expense and liability of the Agency. For these cases, at the time of settlement or judgment, the liability will be reduced and an imputed financing source recognized. See Interpretation of Federal Financial Accounting Standards No. 2, Accounting for Treasury Judgment Fund Transactions. The EPA has a \$22 million liability to the Treasury Judgment Fund for a payment made by the Fund to settle a contract dispute claim. As of September 30, 2023, there is no other case pending in the court.

**G. Other Commitments**

EPA has a commitment to fund the U.S. Government's payment to the Commission of the North American Agreement on Environmental Cooperation between the Government of Canada, the Government of the United Mexican States, and the Government of the United States of America (commonly referred to as CEC). According to the terms of the agreement, each government pays an equal share to cover the operating costs of the CEC. EPA paid \$3 million in FY 2023, and \$4 million in FY 2022 to the CEC.

EPA has a legal commitment under a noncancelable agreement, subject to the availability of funds, with the United Nations Environmental Program (UNEP). This agreement enables EPA to provide funding to the Multilateral Fund for the Implementation of the Montreal Protocol. EPA made payments totaling \$8 million in FY 2023, and \$8 million in the FY 2022.

**United States Environmental Protection Agency**  
**Notes to the Financial Statements**  
**For the Fiscal Years Ending September 30, 2023 and 2022**  
**(Dollars in Thousands)**

**Note 17. Funds from Dedicated Collections (Restated)**

|   | Environmental<br>Services | LUST                | Superfund            | Other Funds<br>from Dedicated<br>Collections | Total Funds<br>from Dedicated<br>Collections<br>Combined | Eliminations<br>between<br>Dedicated<br>Collections<br>Funds | Total Funds<br>from Dedicated<br>Collections<br>Consolidated |
|---|---------------------------|---------------------|----------------------|--|--|--|--|
| <b>Balance Sheet as of September 30, 2023</b>         |                           |                     |                      |  |  |  |  |
| Intragovernmental                                     |                           |                     |                      |  |  |  |  |
| Fund Balance with Treasury                            | \$ 604,057                | \$ 20,603           | \$ 182,369           | \$ 118,170                                   | \$ 925,199   | \$ (239,068)   | \$ 686,131   |
| Investments, Net                                      | -                         | 1,385,748           | 10,773,535           | -  | 12,159,283   | -  | 12,159,283   |
| Accounts Receivable, Net                              | -                         | 91,438              | 8,732,394            | 240  | 8,824,072  | (8,822,713)  | 1,359  |
| Advances and Prepayments                              | -                         | 81                  | 11,922               | 885  | 12,888   | -  | 12,888   |
| <b>Total Intragovernmental Assets</b>                 | <b>604,057</b>            | <b>1,497,870</b>    | <b>19,700,220</b>    | <b>119,295</b>                               | <b>21,921,442</b>  | <b>(9,061,781)</b>   | <b>12,859,661</b>  |
| Other Than Intragovernmental                          |                           |                     |                      |  |  |  |  |
| Accounts Receivable, Net                              | -                         | 1                   | 422,288              | 2,695  | 424,984  | -  | 424,984  |
| Loans Receivable, Net                                 | -                         | -                   | -                    | -  | -  | -  | -  |
| General Property, Plant, and Equipment, Net           | -                         | 46                  | 40,360               | 20,721                                       | 61,127   | -  | 61,127   |
| Advances and Prepayments                              | -                         | -                   | 722                  | -  | 722  | -  | 722  |
| <b>Total Other Than Intragovernmental</b>             | <b>-</b>                  | <b>47</b>           | <b>463,370</b>       | <b>23,416</b>                                | <b>486,833</b>   | <b>-</b>   | <b>486,833</b>   |
| <b>Total Assets</b>                                   | <b>\$ 604,057</b>         | <b>\$ 1,497,917</b> | <b>\$ 20,163,590</b> | <b>\$ 142,711</b>                            | <b>\$ 22,408,275</b>                                     | <b>\$ (9,061,781)</b>  | <b>\$ 13,346,494</b>   |
| Intragovernmental                                     |                           |                     |                      |  |  |  |  |
| Accounts Payable                                      | \$ -                      | \$ 91,439           | \$ 8,761,203         | \$ -   | \$ 8,852,642   | \$ (8,822,692)   | \$ 29,950  |
| Debt  | -                         | -                   | -                    | -  | -  | -  | -  |
| Advances from Others and Deferred Revenue             | -                         | -                   | 155,870              | 4,473  | 160,343  | -  | 160,343  |
| Liability to the General Fund for Custodial Assets    | -                         | -                   | 22,362               | -  | 22,362   | -  | 22,362   |
| Other Liabilities                                     | -                         | 124                 | 49,812               | 642  | 51,578   | -  | 51,578   |
| <b>Total Intragovernmental Liabilities</b>            | <b>-</b>                  | <b>91,563</b>       | <b>8,989,247</b>     | <b>( 115)</b>                                | <b>9,086,925</b>   | <b>(8,822,692)</b>   | <b>264,233</b>   |
| Other Than Intragovernmental                          |                           |                     |                      |  |  |  |  |
| Accounts Payable                                      | -                         | 66                  | 31,758               | 1,491  | 33,315   | -  | 33,315   |
| Federal Employee Benefits Payable                     | -                         | 12                  | 8,766                | 91   | 8,869  | -  | 8,869  |
| Advances from Others and Deferred Revenue             | -                         | -                   | 52,393               | 44,276                                       | 96,669   | -  | 96,669   |
| Deferred Revenue                                      | -                         | -                   | 3,544,465            | -  | 3,544,465  | -  | 3,544,465  |
| Other Liabilities                                     | -                         | 6,715               | 78,221               | 833  | 88,769   | -  | 88,769   |
| <b>Total Other Than Intragovernmental Liabilities</b> | <b>-</b>                  | <b>6,793</b>        | <b>3,715,603</b>     | <b>49,691</b>                                | <b>3,772,087</b>   | <b>-</b>   | <b>3,772,087</b>   |
| <b>Total Liabilities</b>                              | <b>\$ -</b>               | <b>\$ 98,356</b>    | <b>\$ 12,704,850</b> | <b>\$ 55,806</b>                             | <b>\$ 12,859,012</b>                                     | <b>\$ (8,822,692)</b>  | <b>\$ 4,036,320</b>  |
| Unexpended Appropriations                             | \$ -                      | \$ -                | \$ -                 | \$ 281                                       | \$ 281   | \$ -   | \$ 281   |
| Cumulative Results of Operations                      | 604,057                   | 1,399,561           | 7,458,740            | 86,624                                       | 9,548,982  | (239,089)  | 9,309,893  |
| <b>Total Liabilities and Net Position</b>             | <b>\$ 604,057</b>         | <b>\$ 1,497,917</b> | <b>\$ 20,163,590</b> | <b>\$ 142,711</b>                            | <b>\$ 22,408,275</b>                                     | <b>\$ (9,061,781)</b>  | <b>\$ 13,346,494</b>   |

**United States Environmental Protection Agency**  
**Notes to the Financial Statements**  
**For the Fiscal Years Ending September 30, 2023 and 2022**  
**(Dollars in Thousands)**

|   | Environmental<br>Services | LUST                       | Superfund                  | Other Funds<br>from Dedicated<br>Collections | Total Funds<br>from Dedicated<br>Collections<br>Combined | Eliminations<br>between<br>Dedicated<br>Collections<br>Funds | Total Funds<br>from Dedicated<br>Collections<br>Consolidated |
|---|---------------------------|----------------------------|----------------------------|--|--|--|--|
| <b>Statement of Net Cost as of September 30, 2023</b>                           |                           |                            |                            |  |  |  |  |
| Gross Program Costs   | \$ -                      | \$ 91,478                  | \$ 1,690,189               | \$ 104,605                                   | \$ 1,886,272   | \$ -   | \$ 1,886,272   |
| Less: Earned Revenues   | (247)                     | -                          | 477,469                    | 98,533                                       | 575,755  | (238,365)  | 337,390  |
| <b>Net Costs of Operations</b>  | <b><u>\$ 247</u></b>      | <b><u>\$ 91,478</u></b>    | <b><u>\$ 1,212,720</u></b> | <b><u>\$ 6,072</u></b>                       | <b><u>\$ 1,310,517</u></b>                               | <b><u>\$ 238,365</u></b>                                     | <b><u>\$ 1,548,882</u></b>                                   |
| <b>Statement of Changes in Net Position as of<br/>September 30, 2023</b>        |                           |                            |                            |  |  |  |  |
| <b>Unexpended Appropriations</b>  |                           |                            |                            |  |  |  |  |
| Beginning Balance   | \$ -                      | \$ -                       | \$ (113)                   | \$ 291                                       | \$ 178   | \$ -   | \$ 178   |
| Appropriations Used   | -                         | -                          | 113                        | (10)   | 103  | -  | 103  |
| <b>Total Unexpended Appropriations</b>  | <b>\$ -</b>               | <b>\$ -</b>                | <b>\$ -</b>                | <b>\$ 281</b>                                | <b>\$ 281</b>  | <b>\$ -</b>  | <b>\$ 281</b>  |
| <b>Cumulative Results of Operations</b>   |                           |                            |                            |  |  |  |  |
| Beginning Balance   | \$ 572,474                | \$ 1,235,638               | \$ 5,865,045               | \$ 70,987                                    | \$ 7,744,144   | \$ (21)  | \$ 7,744,123   |
| Appropriations Used   | -                         | -                          | (112)                      | 10   | (102)  | -  | (102)  |
| Excise tax & customs  | -                         | 205,374                    | 1,204,868                  | -  | 1,410,242  | -  | 1,410,242  |
| Misc. taxes & receipts  | 31,830                    | 48,791                     | 389,277                    | 1,357  | 471,255  | (703)  | 470,552  |
| Total Other Than Intragovernmental Non-Exchange<br>Revenue                      | 31,830                    | 254,165                    | 1,594,145                  | 1,357  | 1,881,497  | (703)  | 1,880,794  |
| Transfers-In/(Out) Without Reimbursement  | -                         | 1,000                      | 1,175,029                  | 19,929                                       | 1,195,958  | -  | 1,195,958  |
| Imputed Financing   | -                         | 236                        | 37,353                     | 413  | 38,002   | -  | 38,002   |
| Net Cost of Operations  | (247)                     | (91,478)                   | (1,212,720)                | (6,072)                                      | (1,310,517)  | (238,365)  | (1,548,882)  |
| Net Change in Cumulative Results of Operations                                  | <u>31,583</u>             | <u>163,923</u>             | <u>1,593,695</u>           | <u>15,637</u>                                | <u>1,804,838</u>   | <u>(239,068)</u>   | <u>1,565,770</u>   |
| <b>Cumulative Results of Operations: Ending<br/>Net Position, End of Period</b> | <b><u>\$ 604,057</u></b>  | <b><u>\$ 1,399,561</u></b> | <b><u>\$ 7,458,740</u></b> | <b><u>\$ 86,624</u></b>                      | <b><u>\$ 9,548,982</u></b>                               | <b><u>\$ (239,089)</u></b>                                   | <b><u>\$ 9,309,893</u></b>                                   |
|   | <b><u>\$ 604,057</u></b>  | <b><u>\$ 1,399,561</u></b> | <b><u>\$ 7,458,740</u></b> | <b><u>\$ 86,905</u></b>                      | <b><u>\$ 9,549,263</u></b>                               | <b><u>\$ (239,089)</u></b>                                   | <b><u>\$ 9,310,174</u></b>                                   |

**United States Environmental Protection Agency**  
**Notes to the Financial Statements**  
**For the Fiscal Years Ending September 30, 2023 and 2022**  
**(Dollars in Thousands)**

| <b>Balance Sheet as of September 30, 2022</b>         | <b>Environmental Services</b> | <b>LUST</b>         | <b>Superfund</b>     | <b>(Restated) Other Funds from Dedicated Collections</b> | <b>(Restated) Total Funds from Dedicated Collections Combined</b> | <b>Eliminations between Dedicated Collections Funds</b> | <b>Total Funds from Dedicated Collections Consolidated</b> |
|---|-------------------------------|---------------------|----------------------|--|---|---|--|
| <b>Intragovernmental</b>                              |                               |                     |                      |  |   |   |  |
| Fund Balance with Treasury                            | \$ 572,474                    | \$ 24,166           | \$ 551,926           | \$ 104,870   | \$ 1,253,436  | \$ (306,954)  | \$ 946,482   |
| Investments, Net                                      | -                             | 1,218,255           | 9,079,524            | -  | 10,297,779  | -   | 10,297,779   |
| Accounts Receivable, Net                              | -                             | 92,713              | 8,657,245            | 261  | 8,750,219   | (8,748,509)   | 1,710  |
| Advances and Prepayments                              | -                             | 88                  | 20,272               | 1,007  | 21,367  | -   | 21,367   |
| <b>Total Intragovernmental Assets</b>                 | <b>572,474</b>                | <b>1,335,222</b>    | <b>18,308,967</b>    | <b>106,138</b>   | <b>20,322,801</b>   | <b>(9,055,463)</b>                                      | <b>11,267,338</b>  |
| <b>Other Than Intragovernmental</b>                   |                               |                     |                      |  |   |   |  |
| Accounts Receivable, Net                              | -                             | -                   | 460,932              | 4,540  | 465,472   | -   | 465,472  |
| Loans Receivable, Net                                 | -                             | -                   | -                    | -  | -   | -   | -  |
| General Property, Plant, and Equipment, Net           | -                             | 59                  | 32,357               | 20,593   | 53,009  | -   | 53,009   |
| Advances and Prepayments                              | -                             | -                   | 772                  | -  | 772   | -   | 772  |
| <b>Total Other Than Intragovernmental</b>             | <b>-</b>                      | <b>59</b>           | <b>494,061</b>       | <b>25,133</b>  | <b>519,253</b>  | <b>-</b>  | <b>519,253</b>   |
| <b>Total Assets</b>                                   | <b>\$ 572,474</b>             | <b>\$ 1,335,281</b> | <b>\$ 18,803,028</b> | <b>\$ 131,271</b>  | <b>\$ 20,842,054</b>  | <b>\$ (9,055,463)</b>                                   | <b>\$ 11,786,591</b>                                       |
| <b>Intragovernmental</b>                              |                               |                     |                      |  |   |   |  |
| Accounts Payable                                      | \$ -                          | \$ 92,715           | \$ 8,688,339         | \$ -   | \$ 8,781,054  | \$ (8,748,489)  | \$ 8,781,054   |
| Debt  | -                             | -                   | -                    | -  | -   | -   | -  |
| Advances from Others and Deferred Revenue             | -                             | -                   | 164,486              | 4,789  | 169,275   | -   | 169,275  |
| Liability to the General Fund for Custodial Assets    | -                             | -                   | 22,362               | -  | 22,362  | -   | 22,362   |
| Other Liabilities                                     | -                             | 485                 | 41,337               | 2,583  | 44,405  | -   | 44,405   |
| <b>Total Intragovernmental Liabilities</b>            | <b>-</b>                      | <b>93,200</b>       | <b>8,916,524</b>     | <b>7,372</b>   | <b>9,017,096</b>  | <b>(8,748,489)</b>                                      | <b>9,017,096</b>   |
| <b>Other Than Intragovernmental</b>                   |                               |                     |                      |  |   |   |  |
| Accounts Payable                                      | -                             | 49                  | 33,685               | 984  | 34,718  | -   | 34,718   |
| Federal Employee Benefits Payable                     | -                             | 36                  | 10,135               | 261  | 10,432  | -   | 10,432   |
| Advances from Others and Deferred Revenue             | -                             | -                   | 44,970               | 45,988   | 90,958  | -   | 90,958   |
| Deferred Revenue                                      | -                             | -                   | 3,541,093            | -  | 3,541,093   | -   | 3,541,093  |
| Other Liabilities                                     | -                             | 6,358               | 84,736               | 5,388  | 96,482  | -   | 96,482   |
| <b>Total Other Than Intragovernmental Liabilities</b> | <b>-</b>                      | <b>6,443</b>        | <b>3,714,619</b>     | <b>52,621</b>  | <b>3,773,683</b>  | <b>-</b>  | <b>3,773,683</b>   |
| <b>Total Liabilities</b>                              | <b>\$ -</b>                   | <b>\$ 99,643</b>    | <b>\$ 12,631,143</b> | <b>\$ 59,993</b>   | <b>\$ 12,790,779</b>  | <b>\$ (8,748,489)</b>                                   | <b>\$ 4,042,290</b>  |
| Unexpended Appropriations                             | \$ -                          | \$ -                | \$ (113)             | \$ 291   | \$ 178  | \$ -  | \$ 178   |
| Cumulative Results of Operations                      | 572,474                       | 1,235,638           | 6,171,998            | 70,987   | 8,051,097   | (306,974)   | 7,744,123  |
| <b>Total Liabilities and Net Position</b>             | <b>\$ 572,474</b>             | <b>\$ 1,335,281</b> | <b>\$ 18,803,028</b> | <b>\$ 131,271</b>  | <b>\$ 20,842,054</b>  | <b>\$ (9,055,463)</b>                                   | <b>\$ 11,786,591</b>                                       |

**United States Environmental Protection Agency**  
**Notes to the Financial Statements**  
**For the Fiscal Years Ending September 30, 2023 and 2022**  
**(Dollars in Thousands)**

|  | Environmental<br>Services | LUST                       | Superfund                  | (Restated)<br>Other Funds<br>from Dedicated<br>Collections | (Restated)<br>Total Funds<br>from Dedicated<br>Collections<br>Combined | Eliminations<br>between<br>Dedicated<br>Collections<br>Funds | Total Funds<br>from Dedicated<br>Collections<br>Consolidated |
|--|---------------------------|----------------------------|----------------------------|--|--|--|--|
| <b>Statement of Net Cost as of September 30, 2022</b>                |                           |                            |                            |  |  |  |  |
| Gross Program Costs  | \$ -                      | \$ 92,373                  | \$ 1,350,585               | \$ 84,622  | \$ 1,527,580   | \$ -   | \$ 1,527,580   |
| Less: Earned Revenues  | (513)                     | -                          | 506,923                    | 97,013   | 603,423  | (303,954)  | 299,469  |
| <b>Net Costs of Operations</b>                                       | <b><u>\$ 513</u></b>      | <b><u>\$ 92,373</u></b>    | <b><u>\$ 843,662</u></b>   | <b><u>\$ (12,391)</u></b>                                  | <b><u>\$ 924,157</u></b>   | <b><u>\$ 303,954</u></b>                                     | <b><u>\$ 1,228,111</u></b>                                   |
| <b>Statement of Changes in Net Position as of September 30, 2022</b> |                           |                            |                            |  |  |  |  |
| <b>Unexpended Appropriations</b>                                     |                           |                            |                            |  |  |  |  |
| Beginning Balance  | \$ -                      | \$ -                       | \$ (104)                   | \$ 291   | \$ 187   | \$ -   | \$ 187   |
| Appropriations Used  | -                         | -                          | (9)                        | -  | (9)  | -  | (9)  |
| <b>Total Unexpended Appropriations</b>                               | <b><u>\$ -</u></b>        | <b><u>\$ -</u></b>         | <b><u>\$ (113)</u></b>     | <b><u>\$ 291</u></b>                                       | <b><u>\$ 178</u></b>   | <b><u>\$ -</u></b>   | <b><u>\$ 178</u></b>   |
| <b>Cumulative Results of Operations</b>                              |                           |                            |                            |  |  |  |  |
| Beginning Balance  | \$ 546,001                | \$ 1,072,946               | \$ 1,899,380               | \$ 41,539  | \$ 3,559,866   | \$ (20)  | \$ 3,559,846   |
| Appropriations Used  | -                         | -                          | 9                          | -  | 9  | -  | 9  |
| Excise tax & customs   | -                         | 245,048                    | 413,002                    | -  | 658,050  | -  | 658,050  |
| Misc. taxes & receipts   | 26,986                    | 9,716                      | 60,652                     | 230  | 97,584   | (3,000)  | 94,584   |
| Total Other Than Intragovernmental Non-Exchange Revenue              | 26,986                    | 254,764                    | 473,654                    | 230  | 755,634  | (3,000)  | 752,634  |
| Transfers-In/(Out) Without Reimbursement                             | -                         | -                          | 4,616,482                  | 16,575   | 4,633,057  | -  | 4,633,057  |
| Imputed Financing  | -                         | 301                        | 26,135                     | 251  | 26,687   | -  | 26,687   |
| Other Financing Sources  | -                         | -                          | -                          | 1  | 1  | -  | 1  |
| Net Cost of Operations   | (513)                     | (92,373)                   | (843,662)                  | 12,391   | (924,157)  | (303,954)  | (1,228,111)  |
| Net Change in Cumulative Results of Operations                       | <u>26,473</u>             | <u>162,692</u>             | <u>4,272,618</u>           | <u>29,448</u>  | <u>4,491,231</u>   | <u>(306,954)</u>   | <u>4,184,277</u>   |
| <b>Cumulative Results of Operations: Ending</b>                      | <b><u>572,474</u></b>     | <b><u>1,235,638</u></b>    | <b><u>6,171,998</u></b>    | <b><u>70,987</u></b>                                       | <b><u>8,051,097</u></b>  | <b><u>(306,974)</u></b>                                      | <b><u>7,</u></b>   |
| <b>Net Position, End of Period</b>                                   | <b><u>\$ 572,474</u></b>  | <b><u>\$ 1,235,638</u></b> | <b><u>\$ 6,171,885</u></b> | <b><u>\$ 71,278</u></b>                                    | <b><u>\$ 8,051,275</u></b>   | <b><u>\$ (306,974)</u></b>                                   | <b><u>\$ 7,744,301</u></b>                                   |

**United States Environmental Protection Agency**  
**Notes to the Financial Statements**  
**For the Fiscal Years Ending September 30, 2023 and 2022**  
**(Dollars in Thousands)**

**A. Funds from Dedicated Collections**

*i. Environmental Services Receipt Account:*

The Environmental Services Receipt Account, authorized by a 1990 act, “To amend the Clean Air Act (P.L. 101-549),” was established for the deposit of fee receipts associated with environmental programs, including radon measurement proficiency ratings and training, motor vehicle engine certifications, and water pollution permits. Receipts in this special fund can only be appropriated to the S&T and EPM appropriations to meet the expenses of the programs that generate the receipts if authorized by Congress in the Agency's appropriations bill.

*ii. Leaking Underground Storage Tank (LUST) Trust Fund:*

The LUST Trust Fund was authorized by the SARA as amended by the Omnibus Budget Reconciliation Act of 1990. The LUST appropriation provides funding to prevent and respond to releases from leaking underground petroleum tanks. The Agency oversees cleanup and enforcement programs which are implemented by the states. Funds are allocated to the states through cooperative agreements and prevention grants to inspect and clean up those sites posing the greatest threat to human health and the environment. Funds are used for grants to non-state entities including Indian tribes under Section 8001 of the Resource Conservation and Recovery Act.

*iii. Superfund Trust Fund:*

In 1980, the Superfund Trust Fund was established by CERCLA to provide resources to respond to and clean up hazardous substance emergencies and abandoned, uncontrolled hazardous waste sites. The Superfund Trust Fund financing is shared by federal and state governments as well as industry. The EPA allocates funds from its appropriation to the Department of Justice to carry out CERCLA. Risks to public health and the environment at uncontrolled hazardous waste sites qualifying for the Agency's National Priorities List (NPL) are reduced and addressed through a process involving site assessment and analysis and the design and implementation of cleanup remedies. NPL cleanups and removals are conducted and financed by the EPA, private parties, or other Federal agencies. The Superfund Trust Fund includes Treasury's collections, special account receipts from settlement agreements, and investment activity.

**B. Other Funds from Dedicated Collections**

*i. Inland Oil Spill Programs Account:*

The Inland Oil Spill Programs Account was authorized by the Oil Pollution Act of 1990 (OPA). Monies are appropriated from the Oil Spill Liability Trust Fund to the EPA's Inland Oil Spill Programs Account each year. The Agency is responsible for directing, monitoring and providing technical assistance for major inland oil spill response activities. This involves setting oil prevention and response standards, initiating enforcement actions for compliance with OPA and Spill Prevention Control and Countermeasure requirements, and directing response actions when appropriate. The Agency carries out research to improve response actions to oil spills including research on the use of remediation techniques such as dispersants and bioremediation. Funding for specific oil spill cleanup actions is provided through the U.S. Coast Guard from the Oil Spill Liability Trust Fund through reimbursable Pollution Removal Funding Agreements (PRFAs) and other inter-agency agreements.

*ii. Pesticide Registration Fund:*

The Pesticide Registration Fund was authorized by a 2004 Act, “Consolidated Appropriations Act (P.L. 108-199),” and reauthorized until September 30, 2027, for the expedited processing of certain registration petitions and the associated establishment of tolerances for pesticides to be used in or on food and animal feed. Fees covering these activities, as authorized under the FIFRA Amendments of 1988, are to be paid by industry and deposited into this fund group.

**United States Environmental Protection Agency**  
**Notes to the Financial Statements**  
**For the Fiscal Years Ending September 30, 2023 and 2022**  
**(Dollars in Thousands)**

***iii. Reregistration and Expedited Processing Fund:***

The Revolving Fund was authorized by the FIFRA of 1972, as amended by the FIFRA Amendments of 1988 and as amended by the Food Quality Protection Act of 1996. Pesticide maintenance fees are paid by industry to offset the costs of pesticide re-registration and the reassessment of tolerances for pesticides used in or on food and animal feed, as required by law.

***iv. Tolerance Revolving Fund:***

The Tolerance Revolving Fund was authorized in 1963 for the deposit of tolerance fees. Fees were paid by industry for Federal services to set pesticide chemical residue limits in or on food and animal feed. Fees collected prior to January 2, 1997 were accounted for under this fund. Presently, collection of these fees is prohibited by statute enacted in the Consolidated Appropriations Act, 2004 (P.L. 108-199).

***v. Hazardous Waste Electronic Manifest System:***

The Hazardous Waste Electronic Manifest System Fund (e-Manifest) was established as a result of the Hazardous Waste Manifest Establishment Act (Public Law 112-195, October 5, 2012). The “e-Manifest Act” authorized the EPA to implement a national electronic manifest system and required that the costs of developing and operating the new e-Manifest system be recovered from user fees charged to those who use hazardous waste manifests to track off-site shipments of their wastes. To that end, the EPA charges and collects fees from facilities for each manifest they submit.

**Note 18. Environmental and Disposal Liabilities**

Annually, the EPA is required to disclose its audited estimated future costs associated with:

- a) Cleanup of hazardous waste and restoration of the facility when it is closed, and
- b) Costs to remediate known environmental contamination resulting from the Agency’s operations.

The EPA has 24 sites for which it is responsible for clean-up costs incurred under federal, state, and/or local regulations to remove, contain, or dispose of hazardous material found at these facilities.

The EPA is also required to report the estimated costs related to:

- a) Clean-up from federal operations resulting in hazardous waste
- b) Accidental damage to nonfederal property caused by federal operations, and
- c) Other damage to federal property caused by federal operations or natural forces.

The key to distinguishing between future clean-up costs versus an environmental liability is to determine whether the event (accident, damage, etc.) has already occurred and whether we can reasonably estimate the cost to remediate the site.

The EPA has elected to recognize the estimated total clean-up cost as a liability and record changes to the estimate in subsequent years.

As of September 30, 2023, the EPA has no sites that require clean up stemming from its activities.

The EPA has 82 sites for which it is required to fund the environmental cleanup. As of September 30, 2023, the estimated costs for site clean-up were \$37 million unfunded, and \$100 thousand funded. For September 30, 2022 the estimated cost for site clean-up was \$32 million unfunded, with nothing funded. Since the clean-up costs associated with permanent closure were not primarily recovered through user fees, the EPA has elected to recognize the estimated total clean-up cost as a liability and record changes to the estimate in subsequent years.

**United States Environmental Protection Agency**  
**Notes to the Financial Statements**  
**For the Fiscal Years Ending September 30, 2023 and 2022**  
**(Dollars in Thousands)**

In FY 2023, the estimate for unfunded clean-up cost increased by \$5 million from the FY 2022 estimate. This is primarily due to increased estimates of future lab cleanup actions.

**Note 19. State Credits**

Authorizing statutory language for Superfund and related Federal regulations requires states to enter into Superfund State Contracts (SSC) when the EPA assumes the lead for a remedial action in their state. The SSC defines the state's role in the remedial action and obtains the state's assurance that it will share in the cost of the remedial action. Under Superfund's authorizing statutory language, states will provide the EPA with a 10 percent cost share for remedial action costs incurred at privately owned or operated sites, and at least 50 percent of all response activities (i.e., removal, remedial planning, remedial action, and enforcement) at publicly operated sites. In some cases, states may use EPA-approved credits to reduce all or part of their cost share requirement that would otherwise be borne by the states. The credit is limited to state site-specific expenses the EPA has determined to be reasonable, documented, direct out-of-pocket expenditures with the public funds for remedial action.

Once the EPA has reviewed and approved a state's claim for credit, the state must first apply the credit at the site where it was earned. The state may apply any excess/remaining credit to another site when approved by the EPA. As of September 30, 2023 and 2022, the total remaining state credits have been estimated at \$18 million, and \$18 million, respectively.

**Note 20. Preauthorized Mixed Funding Agreements**

Under Superfund preauthorized mixed funding agreements, PRPs agree to perform response actions at their sites with the understanding that the EPA will reimburse them a certain percentage of their total response action costs. The EPA's authority to enter into mixed funding agreements is provided under CERCLA Section 111(a) (2). Under CERCLA Section 122(b)(1), as amended by SARA, PRPs may assert a claim against the Superfund Trust Fund for a portion of the costs they incurred while conducting a preauthorized response action agreed to under a mixed funding agreement. As of September 30, 2023, the EPA had three outstanding preauthorized mixed funding agreements with obligations totaling \$7 million. As of September 30, 2022, the EPA had three outstanding preauthorized mixed funding agreements with obligations totaling \$7 million. A liability is not recognized for these amounts until all work has been performed by the PRP and has been approved by the EPA for payment. Further, the EPA will not disburse any funds under these agreements until the PRP's application, claim and claims adjustment processes have been reviewed and approved by the EPA.

**Note 21. Custodial Revenues and Accounts Receivable**

The EPA uses the accrual basis of accounting for the collection of fines, penalties and miscellaneous receipts. Collectability by the EPA of the fines and penalties is based on the respondents' willingness and ability to pay. As of September 30, 2023 and 2022 Custodial Revenues and Accounts Receivable are:

|   | 2023                    | 2022                    |
|---|-------------------------|-------------------------|
| <b>Fines, Penalties and Other Miscellaneous Receipts</b>                          | <b><u>\$ 89,665</u></b> | <b><u>\$ 58,515</u></b> |
| <b>Accounts Receivable for Fines, Penalties and Other Miscellaneous Receipts:</b> |                         |                         |
| Accounts Receivable   | \$ 200,312              | \$ 236,617              |
| Less: Allowance for Uncollectible Accounts  | <u>(134,259)</u>        | <u>(152,300)</u>        |
| <b>Total</b>  | <b><u>\$ 66,053</u></b> | <b><u>\$ 84,317</u></b> |



**United States Environmental Protection Agency**  
**Notes to the Financial Statements**  
**For the Fiscal Years Ending September 30, 2023 and 2022**  
**(Dollars in Thousands)**

**Note 22. Statement of Budgetary Resources**

The purpose of Federal budgetary accounting is to control, monitor, and report on funds made available to Federal agencies bylaw and help ensure compliance with law.

The following budget terms from OMB Circular A-11, Section 20.3 are commonly used:

- **Appropriation:** A provision of law (not necessarily in an appropriations act) authorizing the expenditure of funds for a given purpose. Usually, but not always, an appropriation provides budget authority.
- **Budgetary resources:** Amounts available to incur obligations in a given year. Budgetary resources consist of new budget authority and unobligated balances of budget authority provided in previous years.
- **Distributed offsetting receipts:** Amounts that an agency collects from the public or from other U.S. Government agencies that are used to offset or reduce an agency's budget outlays. Agency outlays are measured on both a gross and net basis, with net outlays being reduced by offsetting receipts (and other amounts).
- **Offsetting collections:** Payments to the Government that, by law, are credited directly to expenditure accounts and deducted from gross budget authority and outlays of the expenditure account, rather than added to receipts. Usually, offsetting collections are authorized to be spent for the purposes of the account without further action by Congress. They usually result from business-like transactions with the public, including payments from the public in exchange for goods and services, reimbursements for damages, and gifts or donations of money to the Government and from intragovernmental transactions with other Government accounts. The authority to spend offsetting collections is a form of budget authority.
- **Offsetting receipts:** Payments to the Government that are credited to offsetting receipt accounts and deducted from gross budget authority and outlays, rather than added to receipts. Usually, they are deducted at the level of the agency and subfunction, but in some cases they are deducted at the level of the Government as a whole. They are not authorized to be credited to expenditure accounts. The legislation that authorizes the offsetting receipts may earmark them for a specific purpose and either appropriate them for expenditure for that purpose or require them to be appropriated in annual appropriations acts before they can be spent. Like offsetting collections, they usually result from business-like transactions with the public, including payments from the public in exchange for goods and services, reimbursements for damages, and gifts or donations of money to the Government, and from intragovernmental transactions with other Government accounts.
- **Obligation:** A binding agreement that will result in outlays, immediately or in the future. Budgetary resources must be available before obligations can be incurred legally.
- **Outlay:** A payment to liquidate an obligation. Outlays generally are equal to cash disbursements and are the measure of Government spending.

Budgetary resources, obligations incurred and outlays, as presented in the audited FY 2022 Statement of Budgetary Resources, will be reconciled to the amounts included in the FY 2022 Budget of the United States Government when they become available. The Budget of the United States Government with actual numbers for FY 2023 has not yet been published. We expect it will be published by early 2024, and it will be available on the Office of Management and Budget website at <https://www.whitehouse.gov/>

**United States Environmental Protection Agency**  
**Notes to the Financial Statements**  
**For the Fiscal Years Ending September 30, 2023 and 2022**  
**(Dollars in Thousands)**

The actual amounts published for the year ended September 30, 2022 are listed immediately below (dollars in millions):

| FY 2022  | <u>Budgetary</u> |                    | <u>Offsetting</u> |                    |
|--|------------------|--------------------|-------------------|--------------------|
|  | <u>Resources</u> | <u>Obligations</u> | <u>Receipts</u>   | <u>Net Outlays</u> |
| <b>Statement of Budgetary Resources</b>              | \$ 80,365        | \$ 23,389          | \$ 5,039          | \$ 15,159          |
| <b>Reported in the Budget of the U.S. Government</b> | <u>\$ 80,257</u> | <u>\$ 23,357</u>   | <u>\$ 5,039</u>   | <u>\$ 15,160</u>   |

Recoveries of Prior Year Obligations, Temporarily Not Available, and Permanently Not Available on the Statement of Budgetary Resources consist of the following amounts as of September 30, 2023 and 2022:

|  | <u>2023</u>          | <u>2022</u>         |
|--|----------------------|---------------------|
| <b>Unobligated Balance Brought Forward, Oct 1.</b>   | <u>\$ 56,975,250</u> | <u>\$ 5,372,585</u> |
| <b>Adjustments to Budgetary Resources Made During the Current Year</b>                             |                      |                     |
| Downward Adjustments of Prior Year Undelivered Orders  | 331,528              | 310,599             |
| Downward Adjustments of Prior Year Delivered Orders  | 13,047               | 11,898              |
| Permanent Reduction Prior Year Balances  | (13,300)             | -                   |
| Other Adjustments  | <u>(24,159)</u>      | <u>(20,975)</u>     |
| <b>Total</b>   | <b>307,116</b>       | <b>301,522</b>      |
| <b>Unobligated Balance from Prior Year Budget Authority, Net<br/>(discretionary and mandatory)</b> | <u>\$ 57,282,366</u> | <u>\$ 5,674,107</u> |
| <b>Temporarily Not Available - Rescinded Authority</b>   | <u>\$ (8,942)</u>    | <u>\$ (6,563)</u>   |
| <b>Permanently Not Available:</b>  |                      |                     |
| Rescinded Authority  | \$ -                 | \$ -                |
| Cancelled Authority  | <u>(21,196)</u>      | <u>21,065</u>       |
| <b>Total Permanently Not Available</b>   | <u>\$ (21,196)</u>   | <u>\$ 21,065</u>    |

Unobligated balances are a combination of two lines on the Statement of Budgetary Resources: Apportioned, Unobligated Balances and Unobligated Balances Not Available. Unexpired unobligated balances are available to be apportioned by the OMB for new obligations at the beginning of the following fiscal year. The expired unobligated balances are only available for upward adjustments of existing obligations.

The unobligated balances available consist of the following as of September 30, 2023 and 2022:

|                               | <u>2023</u>          | <u>2022</u>          |
|-------------------------------|----------------------|----------------------|
| Unexpired Unobligated Balance | \$ 59,167,562        | \$ 56,868,632        |
| Expired Unobligated Balance   | <u>104,783</u>       | <u>106,618</u>       |
| <b>Total</b>                  | <u>\$ 59,272,345</u> | <u>\$ 56,975,250</u> |

**United States Environmental Protection Agency**  
**Notes to the Financial Statements**  
**For the Fiscal Years Ending September 30, 2023 and 2022**  
**(Dollars in Thousands)**

Budgetary resources obligated for undelivered orders as of September 30, 2023 and 2022:

|                               | <u>2023</u>                 | <u>2022</u>                 |
|-------------------------------|-----------------------------|-----------------------------|
| Intragovernmental:            |                             |                             |
| Unpaid Undelivered Orders     | \$ 1,982,774                | \$ 1,309,147                |
| Paid Undelivered Orders       | 1,643,300                   | 330,617                     |
| Other Than Intragovernmental: |                             |                             |
| Unpaid Undelivered Orders     | 36,792,410                  | 27,441,476                  |
| Paid Undelivered Orders       | 8,275                       | 3,736                       |
| <b>Total</b>                  | <b><u>\$ 40,426,759</u></b> | <b><u>\$ 29,084,976</u></b> |

Distributed offsetting receipts are amounts that an agency collects from the public or from other Government agencies that are used to offset or reduce an agency's budget outlays. Agency outlays are measured on both a gross and net basis, with net outlays being reduced by offsetting receipts (and other amounts). As of September 30, 2023 and 2022, the following receipts were generated from these activities:

|   | <u>2023</u>                | <u>2022</u>                |
|---|----------------------------|----------------------------|
| Trust Fund Recoveries                       | \$ 238,365                 | \$ 303,954                 |
| Special Fund Services                       | 55,443                     | 29,368                     |
| Trust Fund Appropriation                    | 1,218,809                  | 4,675,799                  |
| Miscellaneous Receipt and Clearing Accounts | 56,319                     | 29,699                     |
| <b>Total</b>                                | <b><u>\$ 1,568,936</u></b> | <b><u>\$ 5,038,820</u></b> |

### Note 23. Imputed Financing

In accordance with SFFAS No. 5, *Accounting for Liabilities of the Federal Government*, Federal agencies must recognize the portion of employees' pensions and other retirement benefits to be paid by the OPM trust funds. These amounts are recorded as imputed costs and imputed financing for each Agency. Each year the OPM provides Federal agencies with cost factors to calculate these imputed costs and financing that apply to the current year. These cost factors are multiplied by the current year's salaries or number of employees, as applicable, to provide an estimate of the imputed financing that the OPM trust funds will provide for each Agency. In FY 2023, the Agency began recording OPM amounts quarterly; previously it was recorded annually. The estimates for FY 2023 are \$196 million. For FY 2022, the estimates were \$132 million.

SFFAS No. 4, *Managerial Cost Accounting Standards and Concepts* and SFFAS No. 30, *Inter-Entity Cost Implementation*, requires Federal agencies to recognize the costs of goods and services received from other Federal entities that are not fully reimbursed, if material. The EPA estimates imputed costs for inter-entity transactions that are not at full cost and records imputed costs and financing for these unreimbursed costs subject to materiality. The EPA applies its Headquarters General and Administrative indirect cost rate to expenses incurred for inter-entity transactions for which other Federal agencies did not include indirect costs to estimate the amount of unreimbursed (i.e., imputed) costs. For FY 2023 total imputed costs were \$37 million.

In addition to the pension and retirement benefits described above, the EPA also records imputed costs and financing for Treasury Judgment Fund payments made on behalf of the Agency. Entries are made in accordance with the Interpretation of Federal Financial Accounting Standards No. 2, *Accounting for Treasury Judgment Fund Transactions*. For FY 2023, entries for Judgment Fund payments totaled \$9 million. For FY 2022, entries for

**United States Environmental Protection Agency**  
**Notes to the Financial Statements**  
**For the Fiscal Years Ending September 30, 2023 and 2022**  
**(Dollars in Thousands)**

Judgment Fund payments totaled \$98 million.

**Note 24. Federal Employee and Veteran Benefits Payable**

Payroll and benefits payable to the EPA employees for the fiscal years ending September 30, 2023 and 2022, consist of the following:

|  | <u>Covered by<br/>Budgetary<br/>Resources</u> | <u>Not Covered<br/>by Budgetary<br/>Resources</u> | <u>Total</u>             |
|--|---|---|--------------------------|
| <b>FY 2023 Payroll and Benefits Payable</b>          |   |   |                          |
| Employer Contributions Payable - Thrift Savings Plan | \$ 1,003                                      | \$ -  | \$ 1,003                 |
| Actuarial FECA Liability                             | -   | 44,349  | 44,349                   |
| Accrued Unfunded Annual Leave                        | -   | 184,396   | 184,396                  |
| <b>Total - Current</b>                               | <b><u>\$ 1,003</u></b>                        | <b><u>\$ 228,745</u></b>                          | <b><u>\$ 229,748</u></b> |
| <br>   |   |   |                          |
|  | <u>Covered by<br/>Budgetary<br/>Resources</u> | <u>Not Covered<br/>by Budgetary<br/>Resources</u> | <u>Total</u>             |
| <b>FY 2022 Payroll and Benefits Payable</b>          |   |   |                          |
| Employer Contributions Payable - Thrift Savings Plan | \$ 2,813                                      | \$ -  | \$ 2,813                 |
| Actuarial FECA Liability                             | -   | 45,758  | 45,758                   |
| Accrued Unfunded Annual Leave                        | -   | 175,214   | 175,214                  |
| <b>Total - Current</b>                               | <b><u>\$ 2,813</u></b>                        | <b><u>\$ 220,972</u></b>                          | <b><u>\$ 223,785</u></b> |

FECA (Federal Employees' Compensation Act) provides income and medical cost protection to covered Federal civilian employees injured on the job, employees who have incurred a work-related occupational disease, and beneficiaries of employees whose death is attributable to a job-related injury or occupational disease. Annually, the EPA allocates the portion of the long-term FECA actuarial liability attributable to the entity. The liability is calculated to estimate the expected liability for death, disability, medical and miscellaneous costs for approved compensation cases. The liability amounts and the calculation methodologies are provided by the Department of Labor. The FY 2023 present value of these estimated outflows is calculated using a discount rate of 2.326 percent in the first year for wage benefits and 2.112 percent in the first year for medical benefits, and 2.326 percent in the years thereafter for wage benefits and 2.112 percent in the years thereafter for medical benefits. The estimated future costs are recorded as an unfunded liability.

See Note 1 paragraph P for additional information.

**United States Environmental Protection Agency**  
**Notes to the Financial Statements**  
**For the Fiscal Years Ending September 30, 2023 and 2022**  
**(Dollars in Thousands)**

**Note 25. Non-Exchange Revenue, Statement of Changes in Net Position**

Non-Exchange Revenue on the Statement of Changes in Net Position for the fiscal years ended September 30, 2023 and 2022:

|                                  | <u>2023</u>                                     |                            | <u>2022</u>                                     |                            |
|----------------------------------|---|----------------------------|---|----------------------------|
|                                  | <b>Funds from<br/>Dedicated<br/>Collections</b> | <b>All Other<br/>Funds</b> | <b>Funds from<br/>Dedicated<br/>Collections</b> | <b>All Other<br/>Funds</b> |
| Interest on Trust Fund           | \$ 437,679                                      | \$ -                       | \$ 66,012                                       | \$ -                       |
| Tax Revenue, Net of Refunds      | 1,410,243                                       | -                          | 658,050   | -                          |
| Fines and Penalties Revenue      | 1,043   | -                          | 1,587   | -                          |
| Special Receipt Fund Revenue     | 31,830  | -                          | 26,986  | -                          |
| <b>Total Nonexchange Revenue</b> | <b><u>\$ 1,880,795</u></b>                      | <b><u>\$ -</u></b>         | <b><u>\$ 752,635</u></b>                        | <b><u>\$ -</u></b>         |

**United States Environmental Protection Agency**  
**Notes to the Financial Statements**  
**For the Fiscal Years Ending September 30, 2023 and 2022**  
**(Dollars in Thousands)**

**Note 26. Reconciliation of Net Cost of Operations to Net Outlays**  
**For the Fiscal Year Ended September 30, 2023:**

|   | <b>Intra-<br/>governmental</b>  | <b>Other Than<br/>Intra-<br/>governmental</b> | <b>Total 2023</b>                  |
|---|---------------------------------|---|------------------------------------|
|   | <u>\$ 2,194,312</u>             | <u>\$ 9,772,579</u>                           | <u>\$ 11,966,891</u>               |
| <b>NET COST</b>   |                                 |   |                                    |
| <b>Components of Net Cost That Are Not Part of Net Outlays:</b>                   |                                 |   |                                    |
| Property, Plant and Equipment Depreciation  | -                               | (44,010)                                      | (44,010)                           |
| Inventory Depletion Expense   | -                               | (260)   | (260)                              |
| Property, Plant and Equipment Disposal & Revaluation                              | -                               | (1,244)                                       | (1,244)                            |
| Applied Overhead/Cost Capitalization Offset                                       | -                               | (57,677)                                      | (57,677)                           |
| <b>Increase/(Decrease) in Assets:</b>   |                                 |   |                                    |
| Accounts Receivable   | 1,939                           | (27,803)                                      | (25,864)                           |
| Loans Receivable  | (600)                           | 1,579,973                                     | 1,579,373                          |
| Investments   | 95,214                          | -   | 95,214                             |
| Other Assets  | 1,307,749                       | 1,066   | 1,308,815                          |
| <b>(Increase)/Decrease in Liabilities:</b>  |                                 |   |                                    |
| Accounts Payable and Accrued Liabilities  | (100,205)                       | (53,320)                                      | (153,525)                          |
| Loans Guarantee Liability (Non-FCRA)/Loans Payable                                | (1,396,046)                     | -   | (1,396,046)                        |
| Environmental and Disposal Liabilities  | -                               | (5,201)                                       | (5,201)                            |
| Payroll and Benefits Payable  | -                               | (5,962)                                       | (5,962)                            |
| Other Liabilities   | 16,974                          | (35,834)                                      | (18,860)                           |
| <b>Other Financing Sources:</b>   |                                 |   |                                    |
| Other Imputed Financing   | (241,657)                       | -   | (241,657)                          |
| <b>Total Components of Net Cost That Are Not Part of Net Outlays</b>              | <u><b>1,877,680</b></u>         | <u><b>11,122,307</b></u>                      | <u><b>12,999,987</b></u>           |
| <b>Components of Net Outlays That Are Not Part of Net Cost:</b>                   |                                 |   |                                    |
| Acquisition of Inventory  | 122                             | 220   | 342                                |
| Acquisition of Investments  | -                               | 1,766,289                                     | 1,766,289                          |
| Other   | -                               | (452,123)                                     | (452,123)                          |
| <b>Other Financing Sources:</b>   |                                 |   |                                    |
| Transfer Out (In) Without Reimbursement   | (20,033)                        | -   | (20,033)                           |
| <b>Total Components of Budget Outlays That Are Not Part of Net Operating Cost</b> | <u><b>(19,911)</b></u>          | <u><b>1,314,386</b></u>                       | <u><b>1,294,475</b></u>            |
| <b>Miscellaneous Items</b>  |                                 |   |                                    |
| Distributed Offsetting Receipts   | (1,568,936)                     | -   | (1,568,936)                        |
| Custodial/Non-Exchange Revenue  | (181,970)                       | 46,522  | (135,448)                          |
| Appropriated Receipts for Trust Fund/Special Funds                                | -                               | -   | -                                  |
| <b>Other Temporary Timing Differences</b>   | -                               | (3,830)                                       | (3,830)                            |
| <b>NET OUTLAYS</b>  | <u><u><b>\$ 106,863</b></u></u> | <u><u><b>\$ 12,479,385</b></u></u>            | <u><u><b>\$ 12,586,248</b></u></u> |

**United States Environmental Protection Agency**  
**Notes to the Financial Statements**  
**For the Fiscal Years Ending September 30, 2023 and 2022**  
**(Dollars in Thousands)**

**For the Fiscal Year Ended September 30, 2022:**

|   | <b>Intra-<br/>governmental</b> | <b>Other Than<br/>Intra-<br/>governmental</b> | <b>Total 2022</b>   |
|---|--------------------------------|---|---------------------|
|   | <u>\$ 1,840,316</u>            | <u>\$ 7,902,264</u>                           | <u>\$ 9,742,580</u> |
| <b>NET COST</b>   |                                |   |                     |
| <b>Components of Net Cost That Are Not Part of Net Outlays:</b>                   |                                |   |                     |
| Property, Plant and Equipment Depreciation  | -                              | (43,097)                                      | (43,097)            |
| Property, Plant and Equipment Disposal & Revaluation                              | -                              | (952)   | (952)               |
| Applied Overhead/Cost Capitalization Offset                                       | -                              | 109,348                                       | 109,348             |
| Other   | -                              | 32  | 32                  |
| <b>Increase/(Decrease) in Assets:</b>   |                                |   |                     |
| Accounts Receivable   | (1,941)                        | (32,154)                                      | (34,095)            |
| Loans Receivable  | 1,432                          | 947,601                                       | 949,033             |
| Investments   | (44,891)                       | -   | (44,891)            |
| Other Assets  | 15,839                         | 3,238   | 19,077              |
| <b>(Increase)/Decrease in Liabilities:</b>  |                                |   |                     |
| Accounts Payable and Accrued Liabilities  | 39,769                         | (9,498)                                       | 30,271              |
| Loans Guarantee Liability (Non-FCRA)/Loans Payable                                | (810,341)                      | -   | (810,341)           |
| Environmental and Disposal Liabilities  | -                              | (6,433)                                       | (6,433)             |
| Payroll and Benefits Payable  | -                              | 11,359  | 11,359              |
| Other Liabilities   | (29,058)                       | (73,967)                                      | (103,025)           |
| <b>Other Financing Sources:</b>   |                                |   |                     |
| Other Imputed Financing   | (268,943)                      | -   | (268,943)           |
| <b>Total Components of Net Cost That Are Not Part of Net Outlays</b>              | <u>742,182</u>                 | <u>8,807,741</u>                              | <u>9,549,923</u>    |
| <b>Components of Net Outlays That Are Not Part of Net Cost:</b>                   |                                |   |                     |
| Acquisition of Inventory  | -                              | 309   | 309                 |
| Acquisition of Other Assets   | -                              | 4,186,832                                     | 4,186,832           |
| <b>Other Financing Sources:</b>   |                                |   |                     |
| Transfer Out (In) Without Reimbursement   | (17,397)                       | -   | (17,397)            |
| <b>Total Components of Budget Outlays That Are Not Part of Net Operating Cost</b> | <u>(17,397)</u>                | <u>4,187,141</u>                              | <u>4,169,744</u>    |
| <b>Miscellaneous Items</b>  |                                |   |                     |
| Distributed Offsetting Receipts   | (5,038,820)                    | -   | (5,038,820)         |
| Custodial/Non-Exchange Revenue  | 45                             | 306,387                                       | 306,432             |
| Appropriated Receipts for Trust Fund/Special Funds                                | <u>-</u>                       | <u>23,554</u>                                 | <u>23,554</u>       |
| <b>Other Temporary Timing Differences</b>   | -                              | 268,566                                       | 268,566             |
| <b>NET OUTLAYS</b>  | <u>\$ (4,313,990)</u>          | <u>\$ 13,593,389</u>                          | <u>\$ 9,279,399</u> |

**United States Environmental Protection Agency**  
**Notes to the Financial Statements**  
**For the Fiscal Years Ending September 30, 2023 and 2022**  
**(Dollars in Thousands)**

Budgetary and financial accounting information differ. Budgetary accounting is used for planning and control purposes and relates to both the receipt and use of cash, as well as reporting the federal deficit. Financial accounting is intended to provide a picture of the government's financial operations and financial position, so it presents information on an accrual basis. The accrual basis includes information about costs arising from the consumption of assets and the incurrence of liabilities. The reconciliation of net outlays, presented on a budgetary basis, and the net cost, presented on an accrual basis, provides an explanation of the relationship between budgetary and financial accounting information.

The reconciliation serves not only to identify costs paid for in the past and those that will be paid in the future, but also to assure integrity between budgetary and financial accounting. The reconciliation explains the relationship between the net cost of operations and net outlays by presenting components of net cost that are not part of net outlays (e.g., depreciation and amortization expenses of assets previously capitalized, change in asset/liabilities), components of net outlays that are not part of net cost (e.g., acquisition of capital assets), other temporary timing difference (e.g., prior period adjustments due to correction of errors). The analysis above illustrates this reconciliation by listing the key differences between net cost and net outlays.



**United States Environmental Protection Agency**  
**Notes to the Financial Statements**  
**For the Fiscal Years Ending September 30, 2023 and 2022**  
**(Dollars in Thousands)**

**Note 27. Amounts Held by Treasury**

Amounts held by Treasury for future appropriations consist of amounts held in trusteeship by Treasury in the Superfund and LUST Trust Funds.

**A. Superfund**

Superfund is supported by general revenues, cost recoveries of funds spent to clean up hazardous waste sites, interest income, and fines and penalties.

The following reflects the Superfund Trust Fund maintained by Treasury as of September 30, 2023 and 2022. The amounts contained in these notes have been provided by Treasury. As indicated, a portion of the outlays represent amounts received by the EPA's Superfund Trust Fund; such funds are eliminated on consolidation with the Superfund Trust Fund maintained by Treasury.

In FY 2023, the EPA received an appropriation of \$1 billion for Superfund. Treasury's Bureau of the Fiscal Service (BFS), the manager of the Superfund Trust Fund assets, records a liability to the EPA for the amount of the appropriation. BFS does this to indicate those trust fund assets that have been assigned for use and therefore are not available for appropriation. As of September 30, 2023 and 2022, the Treasury Trust Fund has a liability to the EPA for previously appropriated funds and special accounts of \$9 billion and \$9 billion, respectively.

| <b>SUPERFUND FY 2023</b>            | <u><b>EPA</b></u>          | <u><b>Treasury</b></u>       | <u><b>Combined</b></u>      |
|-------------------------------------|----------------------------|------------------------------|-----------------------------|
| <b>Undistributed Balances</b>       |                            |                              |                             |
| Uninvested Fund Balance             | \$ -                       | \$ (188,663)                 | \$ (188,663)                |
| Total Undistributed Balance         | -                          | (188,663)                    | (188,663)                   |
| Interest Receivable                 | -                          | 9,182                        | 9,182                       |
| Investments, Net                    | <u>8,731,253</u>           | <u>2,033,101</u>             | <u>10,764,354</u>           |
| <b>Total - Assets</b>               | <b><u>\$ 8,731,253</u></b> | <b><u>\$ 1,853,620</u></b>   | <b><u>\$ 10,584,873</u></b> |
| <b>Liabilities and Equity</b>       |                            |                              |                             |
| Equity                              | \$ 8,731,253               | \$ 1,853,620                 | \$ 10,584,873               |
| <b>Total Liabilities and Equity</b> | <b><u>\$ 8,731,253</u></b> | <b><u>\$ 1,853,620</u></b>   | <b><u>\$ 10,584,873</u></b> |
| <b>Receipts</b>                     |                            |                              |                             |
| Corporate Environmental             | \$ -                       | \$ 1,204,868                 | \$ 1,204,868                |
| Cost Recoveries                     | -                          | 238,365                      | 238,365                     |
| Fines and Penalties                 | -                          | <u>703</u>                   | <u>703</u>                  |
| Total Revenue                       | -                          | 1,443,936                    | 1,443,936                   |
| Appropriations Received             | -                          | 1,217,809                    | 1,217,809                   |
| Interest Income                     | -                          | <u>387,576</u>               | <u>387,576</u>              |
| <b>Total Receipts</b>               | <b><u>\$ -</u></b>         | <b><u>\$ 3,049,321</u></b>   | <b><u>\$ 3,049,321</u></b>  |
| <b>Outlays</b>                      |                            |                              |                             |
| Transfers to/from EPA, Net          | \$ 1,723,271               | \$ (1,723,271)               | \$ -                        |
| <b>Total Outlays</b>                | <b><u>\$ 1,723,271</u></b> | <b><u>\$ (1,723,271)</u></b> | <b><u>\$ -</u></b>          |
| <b>Net Income</b>                   | <b><u>\$ 1,723,271</u></b> | <b><u>\$ 1,326,050</u></b>   | <b><u>\$ 3,049,321</u></b>  |

**United States Environmental Protection Agency**  
**Notes to the Financial Statements**  
**For the Fiscal Years Ending September 30, 2023 and 2022**  
**(Dollars in Thousands)**

| <b>SUPERFUND FY 2022</b>            | <u><b>EPA</b></u>          | <u><b>Treasury</b></u>       | <u><b>Combined</b></u>     |
|-------------------------------------|----------------------------|------------------------------|----------------------------|
| <b>Undistributed Balances</b>       |                            |                              |                            |
| Uninvested Fund Balance             | \$ -                       | \$ 103,683                   | \$ 103,683                 |
| Total Undistributed Balance         | -                          | 103,683                      | 103,683                    |
| Interest Receivable                 | -                          | 4,694                        | 4,694                      |
| Investments, Net                    | <u>8,655,640</u>           | <u>419,190</u>               | <u>9,074,830</u>           |
| <b>Total - Assets</b>               | <b><u>\$ 8,655,640</u></b> | <b><u>\$ 527,567</u></b>     | <b><u>\$ 9,183,207</u></b> |
| <br><b>Liabilities and Equity</b>   |                            |                              |                            |
| Equity                              | <u>\$ 8,655,640</u>        | <u>\$ 527,567</u>            | <u>\$ 9,183,207</u>        |
| <b>Total Liabilities and Equity</b> | <b><u>\$ 8,655,640</u></b> | <b><u>\$ 527,567</u></b>     | <b><u>\$ 9,183,207</u></b> |
| <br><b>Receipts</b>                 |                            |                              |                            |
| Corporate Environmental             | \$ -                       | \$ 413,002                   | \$ 413,002                 |
| Cost Recoveries                     | -                          | 303,954                      | 303,954                    |
| Fines and Penalties                 | -                          | <u>3,000</u>                 | <u>3,000</u>               |
| Total Revenue                       | -                          | 719,956                      | 719,956                    |
| Appropriations Received             | -                          | 4,675,799                    | 4,675,799                  |
| Interest Income                     | -                          | <u>56,135</u>                | <u>56,135</u>              |
| <b>Total Receipts</b>               | <b><u>\$ -</u></b>         | <b><u>\$ 5,451,890</u></b>   | <b><u>\$ 5,451,890</u></b> |
| <br><b>Outlays</b>                  |                            |                              |                            |
| Transfers to/from EPA, Net          | <u>\$ 5,076,897</u>        | <u>\$ (5,076,897)</u>        | <u>\$ -</u>                |
| <b>Total Outlays</b>                | <b><u>\$ 5,076,897</u></b> | <b><u>\$ (5,076,897)</u></b> | <b><u>\$ -</u></b>         |
| <b>Net Income</b>                   | <b><u>\$ 5,076,897</u></b> | <b><u>\$ 374,993</u></b>     | <b><u>\$ 5,451,890</u></b> |

**United States Environmental Protection Agency**  
**Notes to the Financial Statements**  
**For the Fiscal Years Ending September 30, 2023 and 2022**  
**(Dollars in Thousands)**

**B. LUST**

LUST is supported primarily by a sales tax on motor fuels to clean up LUST waste sites. In FY 2023 and 2022, there were no fund receipts from cost recoveries. The amounts contained in these notes are provided by Treasury. Outlays represent appropriations received by the EPA's LUST Trust Fund; such funds are eliminated on consolidation with the LUST Trust Fund maintained by Treasury.

| <b>LUST FY 2023</b>                 | <u><b>EPA</b></u>       | <u><b>Treasury</b></u>     | <u><b>Combined</b></u>     |
|-------------------------------------|-------------------------|----------------------------|----------------------------|
| <b>Undistributed Balances</b>       |                         |                            |                            |
| Uninvested Fund Balance             | \$ -                    | \$ 6,010                   | \$ 6,010                   |
| Total Undistributed Balance         | -                       | 6,010                      | 6,010                      |
| Interest Receivable                 | -                       | 1,364                      | 1,364                      |
| Investments, Net                    | <u>91,439</u>           | <u>1,292,945</u>           | <u>1,384,384</u>           |
| <b>Total - Assets</b>               | <b><u>\$ 91,439</u></b> | <b><u>\$ 1,300,319</u></b> | <b><u>\$ 1,391,758</u></b> |
| <br><b>Liabilities and Equity</b>   |                         |                            |                            |
| Equity                              | <u>91,439</u>           | <u>1,300,319</u>           | <u>1,391,758</u>           |
| <b>Total Liabilities and Equity</b> | <b><u>\$ 91,439</u></b> | <b><u>\$ 1,300,319</u></b> | <b><u>\$ 1,391,758</u></b> |
| <br><b>Receipts</b>                 |                         |                            |                            |
| Highway TF Tax                      | \$ -                    | \$ 192,656                 | \$ 192,656                 |
| Airport TF Tax                      | -                       | 11,800                     | 11,800                     |
| Inland TF Tax                       | -                       | 919                        | 919                        |
| Total Revenue                       | -                       | 205,375                    | 205,375                    |
| Interest Income                     | -                       | 48,792                     | 48,792                     |
| <b>Total Receipts</b>               | <b><u>\$ -</u></b>      | <b><u>\$ 254,167</u></b>   | <b><u>\$ 254,167</u></b>   |
| <br><b>Outlays</b>                  |                         |                            |                            |
| Transfers to/from EPA, Net          | <u>94,205</u>           | <u>(94,205)</u>            | <u>-</u>                   |
| <b>Total Outlays</b>                | <b><u>\$ 94,205</u></b> | <b><u>\$ (94,205)</u></b>  | <b><u>\$ -</u></b>         |
| <b>Net Income</b>                   | <b><u>\$ 94,205</u></b> | <b><u>\$ 159,962</u></b>   | <b><u>\$ 254,167</u></b>   |

**United States Environmental Protection Agency**  
**Notes to the Financial Statements**  
**For the Fiscal Years Ending September 30, 2023 and 2022**  
**(Dollars in Thousands)**

| <b>LUST FY 2022</b>                 | <u><b>EPA</b></u>       | <u><b>Treasury</b></u>     | <u><b>Combined</b></u>     |
|-------------------------------------|-------------------------|----------------------------|----------------------------|
| <b>Undistributed Balances</b>       |                         |                            |                            |
| Uninvested Fund Balance             | \$ -                    | \$ 13,817                  | \$ 13,817                  |
| Total Undistributed Balance         | -                       | 13,817                     | 13,817                     |
| Interest Receivable                 | -                       | 116                        | 116                        |
| Investments, Net                    | <u>92,714</u>           | <u>1,125,426</u>           | <u>1,218,140</u>           |
| <b>Total - Assets</b>               | <b><u>\$ 92,714</u></b> | <b><u>\$ 1,139,359</u></b> | <b><u>\$ 1,232,073</u></b> |
| <b>Liabilities and Equity</b>       |                         |                            |                            |
| Equity                              | \$ 92,714               | \$ 1,139,359               | \$ 1,232,073               |
| <b>Total Liabilities and Equity</b> | <b><u>\$ 92,714</u></b> | <b><u>\$ 1,139,359</u></b> | <b><u>\$ 1,232,073</u></b> |
| <b>Receipts</b>                     |                         |                            |                            |
| Highway TF Tax                      | \$ -                    | \$ 234,170                 | \$ 234,170                 |
| Airport TF Tax                      | -                       | 7,607                      | 7,607                      |
| Inland TF Tax                       | <u>-</u>                | <u>3,270</u>               | <u>3,270</u>               |
| Total Revenue                       | -                       | 245,047                    | 245,047                    |
| Interest Income                     | <u>-</u>                | <u>9,716</u>               | <u>9,716</u>               |
| <b>Total Receipts</b>               | <b><u>\$ -</u></b>      | <b><u>\$ 254,763</u></b>   | <b><u>\$ 254,763</u></b>   |
| <b>Outlays</b>                      |                         |                            |                            |
| Transfers to/from EPA, Net          | \$ 92,293               | \$ (92,293)                | \$ -                       |
| <b>Total Outlays</b>                | <b><u>\$ 92,293</u></b> | <b><u>\$ (92,293)</u></b>  | <b><u>\$ -</u></b>         |
| <b>Net Income</b>                   | <b><u>\$ 92,293</u></b> | <b><u>\$ 162,470</u></b>   | <b><u>\$ 254,763</u></b>   |

**United States Environmental Protection Agency**  
**Notes to the Financial Statements**  
**For the Fiscal Years Ending September 30, 2023 and 2022**  
**(Dollars in Thousands)**

**Note 28. COVID-19 Activity**

On March 27, 2020, President Donald Trump signed into law The Coronavirus Aid, Relief, and Economic Security Act (CARES Act) in response to the economic fallout of the COVID-19 pandemic in the United States. The EPA received a supplemental appropriation of \$7 million to support Environmental Program Management, Science and Technology, Building and Facilities, and Superfund program efforts related to the virus. As of September 30, 2023, there have been no new obligations.

On March 11, 2021, President Joe Biden signed into law the American Rescue Plan Act (American Rescue Plan) also called the COVID-19 Stimulus Package, to speed up the United States' recovery from the economic and health effects of the COVID-19 pandemic and the ongoing recession. The EPA received a supplemental appropriation of \$100 million to support Environmental Program Management and State and Tribal Assistance Grants program efforts related to recovery from the virus.

Additional COVID-19 activities are discussed in Section I, Management's Discussion and Analysis, *Financial Analysis and Stewardship Information*.

| <b>COVID-19 Activity</b>  | <b>2023</b> | <b>2022</b> |
|---|-------------|-------------|
| Budgetary Resources: Unobligated (and unexpired) Balance Carried Forward from PY      | \$ 33,129   | \$ 86,206   |
| Budgetary Resources Obligated (-)   | (26,653)    | (67,019)    |
| Budgetary Resources: Ending Unobligated (and unexpired) Balance to be Carried Forward | 6,476       | 19,187      |
| Outlays, Net (Total)  | \$ (85,199) | \$ (69,706) |

**Note 29. Reclassified Financial Statement for Government-wide Reporting**

To prepare the *Financial Report of the U.S. Government (Financial Report)*, the Department of the Treasury requires agencies to submit an adjusted trial balance, which is a listing of amounts by U.S. Standard General Ledger account that appear in the financial statements. Treasury uses the trial balance information reported in the Government-wide Treasury Account Symbol Adjusted Trial Balance System (GTAS) to develop a Reclassified Statement of Net Cost. Treasury eliminates intragovernmental balances from the reclassified statements and aggregates lines with the same title to develop the *Financial Report* statements. This note shows the agency's financial statements and reclassified statements prior to elimination of intragovernmental balances and prior to aggregation of repeated Financial Report line items. A copy of the 2022 *Financial Report* can be found here: [Bureau of the Fiscal Service - Reports, Statements & Publications \(treasury.gov\)](https://www.treasury.gov/bureau-of-the-fiscal-service-reports-statements-publications) and a copy of the 2023 *Financial Report* will be posted to this site as soon as it is released.

The term "intragovernmental" is used in this note to refer to amounts that result from other components of the Federal Government.

The term "other than intragovernmental" is used in this note to refer to Federal Government amounts that result from transactions with non-Federal entities. These include transactions with individuals, businesses, non-profit entities, and State, local, and foreign governments.

**United States Environmental Protection Agency**  
**Notes to the Financial Statements**  
**For the Fiscal Years Ending September 30, 2023 and 2022**  
**(Dollars in Thousands)**

| Reclassification of Statement of Net Cost to Line Items Used for the Government-wide Statement of Net Cost<br>For the Year Ended September 30, 2023 |                      |  |  |  |   |                      |   |
|---|----------------------|--|--|--|---|----------------------|---|
| FY 2023 EPA SNC   |                      | Line Items Used to Prepare the FY 2023 Government-wide SNC |  |  |   |                      |   |
| Financial Statement Line  | Amounts              | Dedicated<br>Collections<br>Combined                       | Dedicated<br>Collections<br>Eliminations | Other than<br>Dedicated<br>Collections<br>(with<br>Eliminations) | Eliminations<br>Between<br>Dedicated &<br>Other than<br>Dedicated | Total                | Reclassified Statement<br>Line                      |
| Gross Costs   | \$ 12,487,285        |  |  |  |   |                      | <i>Other Than<br/>Intragovernmental Costs</i>       |
|   | -                    | 1,404,475  | -  | 9,091,122  | -   | 10,495,597           | Other Than<br>Intragovernmental Gross<br>Costs      |
|   | -                    | 1,404,475  | -  | 9,091,122  | -   | 10,495,597           | <i>Total Other Than<br/>Intragovernmental Costs</i> |
|   |                      |  |  |  |   |                      | <i>Intragovernmental Costs</i>                      |
|   | -                    | 99,612   | -  | 395,410  | -   | 495,022              | Benefits Program Costs                              |
|   | -                    | 2,835  | -  | 202,164  | -   | 204,999              | Imputed Costs                                       |
|   | -                    | 379,347  | -  | 759,585  | -   | 1,138,932            | Buy/Sell Costs                                      |
|   | -                    | -  | -  | 122  | -   | 122                  | Purchase of Assets                                  |
|   | -                    | -  | -  | 92,344   | -   | 92,344               | Borrowing and Other<br>Interest Expense             |
|   | -                    | -  | -  | 9,181  | -   | 9,181                | Other Expenses (w/o<br>Reciprocals)                 |
|   | -                    | 481,794  | -  | 1,458,806  | -   | 1,940,600            | <i>Total Intragovernmental<br/>Costs</i>            |
| <b>Total Gross Costs</b>  | <b>\$ 12,487,285</b> | <b>\$ 1,886,269</b>  | <b>\$ -</b>                              | <b>\$ 10,549,928</b>   | <b>\$ -</b>   | <b>\$ 12,436,197</b> | <i>Total Reclassified Gross<br/>Costs</i>           |
| Earned Revenue  | \$ 520,394           | \$ (317,119)   | \$ 238,365                               | \$ 458,170   | \$ -  | \$ 379,416           | Other Than<br>Intragovernmental Earned<br>Revenue   |
|   |                      |  |  |  |   |                      | <i>Intragovernmental<br/>Revenue</i>                |
|   | -                    | (20,270)   | -  | 114,948  | -   | 94,678               | Buy/Sell Revenue                                    |
|   | -                    | -  | -  | 122  | -   | 122                  | Purchase of Assets Offset                           |
|   | -                    | (20,270)   | -  | 115,070  | -   | 94,800               | <i>Total Intragovernmental<br/>Earned Revenue</i>   |
| <b>Total Earned Revenue</b>   | <b>\$ 520,394</b>    | <b>\$ (337,389)</b>  | <b>\$ 238,365</b>                        | <b>\$ 573,240</b>  | <b>\$ -</b>   | <b>\$ 474,216</b>    | <i>Total Reclassified Earned<br/>Revenue</i>        |
| <b>NET COST</b>   | <b>\$ 11,966,891</b> | <b>\$ 2,223,658</b>  | <b>\$ (238,365)</b>                      | <b>\$ 9,976,688</b>  | <b>\$ -</b>   | <b>\$ 11,961,981</b> | <b>NET COST</b>                                     |

**United States Environmental Protection Agency**  
**Notes to the Financial Statements**  
**For the Fiscal Years Ending September 30, 2023 and 2022**  
**(Dollars in Thousands)**

**Note 30. Restatements**

FY 2022 has been restated. The WIFIA Loan Financing Account was previously reported as a dedicated collections fund but is specifically excluded from such per Statement of Federal Financial Accounting Standards (SFFAS) 27, *Identifying and Reporting Funds from Dedicated Collections*, and SFFAS 43, *Dedicated Collections: Amending SFFAS 27, Identifying and Reporting Earmarked Funds*.

The restatement resulted in a \$8,206 increase to the Funds from Dedicated Collections net position and a \$8,206 decrease to the Funds Other than those from Dedicated Collections net position. There was no impact to total net position.

The change impacts the FY 2022 Balance Sheet and Statements of Changes in Net Position - Cumulative Results of Operations between Funds from Dedicated Collections and Funds from Other Than Dedicated Collections. The Consolidated Totals on the Statement of Changes in Net Position remains unchanged. Footnote 17 Funds from Dedicated Collections was updated for this change.

| <b>For the Year Ended September 30, 2022</b>                                   | <b>Previously<br/>Reported</b> | <b>Restatement</b> | <b>Restated<br/>Amount</b> |
|--|--------------------------------|--------------------|----------------------------|
| <b>Balance Sheet:</b>  |                                |                    |                            |
| Cumulative Results of Operations - Funds from Dedicated Collections            | \$ 7,717,484                   | \$ 26,639          | \$ 7,744,123               |
| Cumulative Results of Operations - Funds from Other than Dedicated Collections | 281,672                        | (26,639)           | 255,033                    |
| Total Cumulative Results of Operations (Consolidated)                          | 7,999,156                      | -                  | 7,999,156                  |
| Total Net Position   | \$ 70,617,863                  | \$ -               | \$ 70,617,863              |
| <b>Statement of Changes in Net Position:</b>                                   |                                |                    |                            |
| Funds from Dedicated Collections:  |                                |                    |                            |
| Cumulative Results of Operations Beginning Balance                             | \$ 3,551,640                   | \$ 8,206           | \$ 3,559,846               |
| Transfers-In/(Out)   | 4,584,789                      | 48,268             | 4,633,057                  |
| Other  | 48,268                         | (47,268)           | 1,000                      |
| Net Cost of Operations   | (1,246,544)                    | 18,433             | (1,228,111)                |
| Total Cumulative Results of Operations   | \$ 7,717,484                   | \$ 26,639          | \$ 7,744,123               |
| Funds from Other Than Dedicated Collections:                                   |                                |                    |                            |
| Cumulative Results of Operations Beginning Balance                             | \$ 381,028                     | \$ (8,206)         | \$ 372,822                 |
| Other Adjustments  | -                              | (769)              | (769)                      |
| Other  | (48,268)                       | 769                | (47,499)                   |
| Net Cost of Operations   | (8,496,036)                    | (18,433)           | (8,514,469)                |
| Total Cumulative Results of Operations   | \$ 281,672                     | \$ (26,639)        | \$ 255,033                 |
| Consolidated Totals:   |                                |                    |                            |
| Cumulative Results of Operations Beginning Balance                             | \$ 3,932,668                   | \$ -               | \$ 3,932,668               |
| Other Adjustments  | -                              | (769)              | (769)                      |
| Transfers-In/(Out)   | (25,921)                       | 48,268             | 22,347                     |
| Other  | -                              | (47,499)           | (47,499)                   |
| Net Cost of Operations   | (9,742,580)                    | -                  | (9,742,580)                |
| <b>Total Cumulative Results of Operations</b>                                  | <b>\$ 7,999,156</b>            | <b>\$ -</b>        | <b>\$ 7,999,156</b>        |

## Required Supplementary Information (Unaudited)

**United States Environmental Protection Agency**  
**For the Fiscal Years Ending September 30, 2023 and 2022**  
**(Dollars in Thousands)**

### Deferred Maintenance

Deferred maintenance is maintenance that was not performed when it should have been, that was scheduled and not performed, or that was delayed for a future period. Maintenance is the act of keeping property, plant, and equipment (PP&E) in acceptable operating condition and includes preventive maintenance, normal repairs, replacement of parts and structural components, and other activities needed to preserve the asset so that it can deliver acceptable performance and achieve its expected life. Maintenance excludes activities aimed at expanding the capacity of an asset or otherwise upgrading it to serve needs different from or significantly greater than those originally intended.

Deferred Maintenance is described as the act of keeping fixed assets in acceptable condition.

Such activities include preventive maintenance, replacement of parts, systems, or components, and other activities needed to preserve or maintain the asset.

The deferred maintenance as of September 30, 2023 and 2022:

| <b>Asset Category</b>      | <u><b>2023</b></u> | <u><b>2022</b></u> |
|----------------------------|--------------------|--------------------|
| Buildings                  | \$ 128,180         | \$ 142,324         |
| EPA Held Equipment         | <u>1,700</u>       | <u>-</u>           |
| Total Deferred Maintenance | <u>\$ 129,880</u>  | <u>\$ 142,324</u>  |



**Required Supplementary Information (Unaudited) Cont.**

In Fiscal Year 2023, in accordance with SFFAS No. 42, *Deferred Maintenance and Repairs: Amending Statements of Federal Financial Accounting Standards* 6, 14, 29 and 32, the EPA presents Deferred Maintenance and Repairs (DM&R) information by asset category as follows:

**Buildings:**

| Policy   | Explanation   |
|--|---|
| Maintenance and repairs policies and how they are applied.   | The maintenance and repair policies are to maintain facilities and real property installed equipment to fully meet mission needs at each site. Systems are maintained to function efficiently at full capacity and to meet or exceed life expectancy of buildings and building systems.   |
| How we rank and prioritize maintenance and repair activities among other activities.   | Building and facility program projects are scored and ranked individually based on seven weighted factors to determine priority needs. High scoring projects are prioritized above lower scoring projects. The seven factors considered are: health and safety, energy conservation, environmental compliance, program requirements, repair and upkeep, space alteration, and operational urgency. Repair and Improvement (R&I) projects are identified and prioritized on a local basis. |
| Factors considered in determining acceptable condition standards.  | The nine building systems must function at a level that fully meet mission needs. The nine building systems are: structure, roof, exterior components and finish, interior finish, HVAC, electrical, plumbing, conveyance, and specialized program support equipment. Each system is rated from 0 to 5 during facility assessments. Ratings are used to determine facility condition index and estimated deferred maintenance.  |
| State whether DM&R relate solely to capitalized general PP&E and stewardship PP&E or also to non-capitalized or fully depreciated general PP&E.                    | Facilities assessments and the resulting DM&R estimates are applied to capitalize PP&E only. Full facility assessments using the NASA parametric model are used to determine facilities and systems indices and deferred maintenance estimates.   |
| PP&E for which management does not measure and/or report DM&R and the rationale for the exclusion of other than non-capitalized or fully depreciated general PP&E. | Buildings are not excluded from DM&R estimates.   |
| Explain significant changes from the prior year.   | No significant changes.   |

**Required Supplementary Information (Unaudited) Cont.**

**EPA Held Equipment:**

| <b>Policy</b>  | <b>Explanation</b>  |
|--|---|
| Maintenance and repairs policies and how they are applied.   | Managers of the equipment consider manufacturers recommendations in determining maintenance requirements. |
| How we rank and prioritize maintenance and repair activities among other activities.   | Equipment is maintained based on manufacture’s recommendations.   |
| Factors considered in determining acceptable condition standards.  | Manufacturer recommendations.   |
| State whether DM&R relate solely to capitalized general PP&E and stewardship PP&E or also to non-capitalized or fully depreciated general PP&E.                    | DM&R relates to all EPA Held Equipment as determined by individual site managers.                         |
| PP&E for which management does not measure and/or report DM&R and the rationale for the exclusion of other than non-capitalized or fully depreciated general PP&E. | Individual site managers determine the need to measure and/or report DM&R based on mission needs.         |
| Explain significant changes from the prior year.   | Individual site equipment managers decide on a case-by-case basis the need to maintain equipment.         |

**Vehicles:**

| <b>Policy</b>  | <b>Explanation</b>  |
|--|---|
| Maintenance and repairs policies and how they are applied.   | Vehicle managers maintain vehicles owned by the EPA in accordance with the recommendations of the manufacturer.   |
| How we rank and prioritize maintenance and repair activities among other activities.   | The goal is to maintain the vehicle as built and as recommended by the manufacturer. Repairs and maintenance are also described as <i>system critical</i> or <i>minor</i> . System critical repairs and maintenance are high priority and are immediately taken care of. Minor repairs are lower priority and may be taken care of at a later date (time/scheduling permitting). These are not critical to in-field functionality, but the repairs are needed to maintain the vehicle as built. |
| Factors considered in determining acceptable condition standards.  | The vehicle is inspected to ensure that it (the vehicle) and related specialized equipment are in good working order. The criteria being that the vehicle is being maintained as built and as recommended by the manufacturer.  |
| State whether DM&R relate solely to capitalized general PP&E and stewardship PP&E or also to non-capitalized or fully depreciated general PP&E.                    | All vehicles are capitalized.   |
| PP&E for which management does not measure and/or report DM&R and the rationale for the exclusion of other than non-capitalized or fully depreciated general PP&E. | None.   |
| Explain significant changes from the prior year.   | No significant changes.   |

Beginning in FY 2015, requirements for recognizing and reporting significant and expected-to-be-permanent impairment of general PP&E (except Internal Use Software) remaining in use are in SFFAS No. 44, *Accounting for Impairment of General Property, Plant, and Equipment (G-PP&E) Remaining in Use*.

This statement establishes accounting and financial reporting standards for impairment of general property, plant, and equipment remaining in use, except for internal use software. G-PP&E is considered impaired when there is a significant and permanent decline in the service utility of G-PP&E or expected service utility for construction work in progress. A decline is permanent when management has no reasonable expectation that the lost service utility will be replaced or restored.

**Required Supplementary Information (Unaudited) Cont.**

This statement does not anticipate that entities will have to establish additional or separate procedures beyond those that may already exist, such as those related to deferred maintenance and repairs, to search for impairments. Impairments can be identified and brought to management’s attention in a variety of ways. Although a presumption exists that there are existing processes and internal controls in place to reasonably assure identification and communication of potential material impairments, this statement does not require entities to conduct an annual or other periodic survey solely for the purpose of applying these standards.

Management may determine that existing processes and internal controls are not sufficient to reasonably assure identification of potential material impairments and impairments and implement appropriate additional processes and internal controls.

**Land:**

**Estimated Acreage by Predominant Use**

Below details the predominant use of Land in Property, Plant and Equipment on the balance sheet by acreage.

|                                 | <u>Commercial</u> | <u>Conservation<br/>and<br/>Preservation Operational</u> |     | <u>Total Estimated<br/>Acreage</u> |
|---------------------------------|-------------------|--|-----|------------------------------------|
| End of FY 2022/Start of FY 2023 | -                 | -  | 576 | 576                                |
| End of FY 2023                  | -                 | -  | 576 | 576                                |

All of EPA’s land is for the Agency’s operational facilities. The rights to this land are permanent and fully devoted to support the operational facilities contained therein.

## Supplemental Combining Statement of Budgetary Resources (Unaudited)

### United States Environmental Protection Agency For the Fiscal Years Ending September 30, 2023 (Dollars in Thousands)

|   | Environmental<br>Programs &<br>Management | Leaking<br>Underground<br>Storage<br>Tanks | Science &<br>Technology | Superfund           | State Tribal<br>Assistance<br>Agreements | Other                | Totals               |
|---|---|--|-------------------------|---------------------|--|----------------------|----------------------|
| <b>BUDGETARY RESOURCES</b>                                |   |  |                         |                     |  |                      |                      |
| Unobligated Balance From Prior Year Budget Authority, Net | \$ 3,867,261                              | \$ 20,819                                  | \$ 177,825              | \$ 6,372,484        | \$ 8,088,109                             | \$ 38,755,868        | \$ 57,282,366        |
| Appropriations (discretionary and mandatory)              | 413,866                                   | 95,480                                     | -                       | 1,678,568           | 16,933,949                               | 5,881,408            | 25,003,271           |
| Borrowing Authority (discretionary and mandatory)         | -   | -  | -                       | -                   | -  | 2,884,452            | 2,884,452            |
| Spending Authority From Offsetting Collection             | 53,042                                    | (1,275)                                    | (562)                   | 14,948              | -  | 947,183              | 1,013,336            |
| <b>Total Budgetary Resources</b>                          | <u>\$ 4,334,169</u>                       | <u>\$ 115,024</u>                          | <u>\$ 177,263</u>       | <u>\$ 8,066,000</u> | <u>\$ 25,022,058</u>                     | <u>\$ 48,468,911</u> | <u>\$ 86,183,425</u> |
| <b>STATUS OF BUDGETARY RESOURCES</b>                      |   |  |                         |                     |  |                      |                      |
| New Obligations and Upward Adjustments (total)            | \$ 704,843                                | \$ 96,290                                  | \$ 160,444              | \$ 2,799,778        | \$ 12,563,307                            | \$ 10,586,418        | \$ 26,911,080        |
| Unobligated Balance, End of Year:                         |   |  |                         |                     |  |                      |                      |
| Apportioned, Unexpired Accounts                           | 3,542,300                                 | 18,734                                     | 2,346                   | 5,264,962           | 12,458,751                               | 37,879,869           | 59,166,962           |
| Unapportioned, Unexpired Accounts                         | -   | -  | -                       | 600                 | -  | -                    | 600                  |
| Expired Unobligated Balance, End of Year                  | 87,026                                    | -  | 14,473                  | 660                 | -  | 2,624                | 104,783              |
| Unobligated Balance, End of Year (total):                 | <u>3,629,326</u>                          | <u>18,734</u>                              | <u>16,819</u>           | <u>5,266,222</u>    | <u>12,458,751</u>                        | <u>37,882,493</u>    | <u>59,272,345</u>    |
| <b>Total Status of Budgetary Resources</b>                | <u>\$ 4,334,169</u>                       | <u>\$ 115,024</u>                          | <u>\$ 177,263</u>       | <u>\$ 8,066,000</u> | <u>\$ 25,022,058</u>                     | <u>\$ 48,468,911</u> | <u>\$ 86,183,425</u> |
| <b>OUTLAYS, NET</b>                                       |   |  |                         |                     |  |                      |                      |
| Outlays, Net (total) (discretionary and mandatory)        | \$ 952,590                                | \$ 91,236                                  | \$ 249,827              | \$ 1,632,740        | \$ 5,755,567                             | \$ 5,473,224         | \$ 14,155,184        |
| Distributed Offsetting Receipts (-)                       | -   | (1,000)                                    | -                       | (1,456,174)         | -  | (111,762)            | (1,568,936)          |
| Agency Outlays, Net (discretionary and mandatory)         | <u>\$ 952,590</u>                         | <u>\$ 90,236</u>                           | <u>\$ 249,827</u>       | <u>\$ 176,566</u>   | <u>\$ 5,755,567</u>                      | <u>\$ 5,361,462</u>  | <u>\$ 12,586,248</u> |
| Disbursements, Net (total) (mandatory)                    |   |  |                         |                     |  | <u>\$ 1,379,374</u>  | <u>\$ 1,379,374</u>  |

**AUDIT OF EPA'S FISCAL YEARS  
2023 AND 2022  
CONSOLIDATED FINANCIAL  
STATEMENTS**

# Audit of the EPA's Fiscal Years 2023 and 2022 (Restated) Consolidated Financial Statements

November 15, 2023 | Report No. 24-F-0009



## Report Contributors

|                   |                            |
|-------------------|----------------------------|
| Wanda Arrington   | Shannon Lackey             |
| Lasharn Barnes    | Mairim Lopez               |
| Elizabeth Brinson | Ethel Lowery               |
| Vincent Campbell  | Sheila May                 |
| Safiya Chambers   | Demetrios Papakonstantinou |
| Nancy Dao         | Shaheryar Qureshi          |
| Edgar Dumeng      | Maria Ramirez-Grigortsuk   |
| Amir Eskarous     | Joshua Rodriguez           |
| Robert Evans      | Gina Ross                  |
| Robert Hairston   | Kevin Ross                 |
| Tanishia Heilig   | Scott Sammons              |
| Jennifer Hutkoff  | Connie Song                |
| Damon Jackson     | Wendy Swan                 |
| Eric Jackson      | Ryan Watren                |
| Sheree James      | Philip Weihrouch           |
| Alyssa Jolly      |                            |
| Carol Kwok        |                            |

## Abbreviations

|             |  |
|-------------|--|
| C.F.R.      | Code of Federal Regulations                                    |
| CIO         | Chief Information Officer                                      |
| EPA         | U.S. Environmental Protection Agency                           |
| FFMIA       | Federal Financial Management Improvement Act of 1996           |
| FY          | Fiscal Year  |
| ISA and MOA | Interconnection Security Agreement and Memorandum of Agreement |
| OCFO        | Office of the Chief Financial Officer                          |
| OIG         | Office of Inspector General                                    |
| OMB         | Office of Management and Budget                                |
| SSC         | Superfund State Contract                                       |
| U.S.C.      | United States Code   |

## Cover Image

EPA headquarters building. (EPA image)

**Are you aware of fraud, waste, or abuse in an EPA program?**

**EPA Inspector General Hotline**

1200 Pennsylvania Avenue, NW (2431T)  
Washington, D.C. 20460  
(888) 546-8740  
(202) 566-2599 (fax)  
[OIG.Hotline@epa.gov](mailto:OIG.Hotline@epa.gov)

Learn more about our [OIG Hotline](#).

**EPA Office of Inspector General**

1200 Pennsylvania Avenue, NW (2410T)  
Washington, D.C. 20460  
(202) 566-2391  
[www.epaoig.gov](http://www.epaoig.gov)

Subscribe to our [Email Updates](#).  
Follow us on X (formerly Twitter) [@EPAoig](#).  
Send us your [Project Suggestions](#).



# At a Glance

## Audit of the EPA's Fiscal Years 2023 and 2022 (Restated) Consolidated Financial Statements

### Why We Did This Audit

#### To accomplish this objective:

We performed this audit in accordance with the Government Management Reform Act of 1994, which requires the U.S. Environmental Protection Agency Office of Inspector General to audit the financial statements prepared by the Agency each year. Our primary objectives were to determine whether the EPA's:

- Financial statements were fairly stated in all material respects in accordance with generally accepted accounting principles.
- Internal control over financial reporting was in place.
- Management complied with applicable laws, regulations, contracts, and grant agreements.

This requirement for audited financial statements was enacted to help improve agencies' financial management practices, systems, and control so that timely, reliable information is available for managing federal programs.

#### To support this EPA mission-related effort:

- *Operating efficiently and effectively.*

#### Address inquiries to our public

[OIG.PublicAffairs@epa.gov](mailto:OIG.PublicAffairs@epa.gov).

[List of OIG reports.](#)

### The EPA Receives an Unmodified Opinion for Fiscal Years 2023 and 2022 (Restated)

We rendered an unmodified opinion on the EPA's consolidated financial statements for fiscal years 2023 and 2022 (restated), meaning that they were fairly presented and free of material misstatement.

**We found the EPA's financial statements to be fairly presented and free of material misstatement.**

### Significant Deficiencies Noted

We noted the following significant deficiencies:

- The EPA did not provide accurate information for its revenue accruals.
- The EPA did not deobligate unneeded funds in a timely manner.
- The EPA operated under an expired Interconnection Security Agreement and Memorandum of Agreement, which could hamper invoice processing.
- The EPA did not review user accounts for EPA contracting personnel every 60 days, as required by its information security procedure.

### Compliance with Applicable Laws, Regulations, Contracts, and Grant Agreements

We did not note any significant noncompliance with laws, regulations, contracts, and grant agreements.

### Recommendations and Planned Agency Corrective Actions

We make seven recommendations to the EPA, including that the chief financial officer instruct the regions to take action to correct the accrual and to provide information on a quarterly basis, develop and implement plans to deobligate unneeded funds in a timely manner and to ensure that future Interconnection Security Agreement and Memorandum of Agreement documents are reauthorized before the current agreements expire, and determine how to review user accounts in compliance with the EPA's information security procedure. We also recommend that the Great Lakes National Program Office review accrual information to ensure its accuracy. The EPA agreed with all seven recommendations, completed corrective actions in response to one, and provided acceptable planned corrective actions and estimated milestone dates for the others.





**OFFICE OF INSPECTOR GENERAL**  
U.S. ENVIRONMENTAL PROTECTION AGENCY

November 15, 2023

**MEMORANDUM**

**SUBJECT:** Audit of the EPA's Fiscal Years 2023 and 2022 (Restated) Consolidated  
Financial Statements  
Report No. 24-F-0009

**FROM:** Damon Jackson, Director *Damon Jackson*  
Financial Directorate  
Office of Audit

**TO:** Faisal Amin, Chief Financial Officer  
  
Teresa Siedel, Director  
Great Lakes National Program Office

This is our report on the subject audit conducted by the U.S. Environmental Protection Agency Office of Inspector General. The project number for this audit was [OA-FY23-0078](#). This report contains findings that describe the problems the OIG has identified and the corrective actions the OIG recommends. Final determination on matters in this report will be made by EPA management in accordance with established audit resolution procedures.

The Office of the Chief Financial Officer and the Great Lakes National Program Office are responsible for the issues discussed in the report.

In accordance with EPA Manual 2750, your offices completed corrective actions for Recommendation 3. Your offices also provided acceptable planned corrective actions and estimated milestone dates in response to Recommendations 1, 2, 4, 5, 6, and 7. These recommendations are resolved, and no final response to this draft is required. If you submit a response, however, it will be posted on the OIG's website, along with our memorandum commenting on your response. Your response should be provided as an Adobe PDF file that complies with accessibility requirements of section 508 of the Rehabilitation Act of 1973, as amended. The final response should not contain data that you do not want to be released to the public; if your response contains such data, you should identify the data for redaction or removal along with corresponding justification.

We will post this report to our website at [www.epaoig.gov](http://www.epaoig.gov).

# Table of Contents

## Inspector General’s Report on the EPA’s Fiscal Years 2023 and 2022 (Restated) Consolidated Financial Statements

|   |  |   |
|---|--|---|
| 1 | Report on the Audit of the Financial Statements.....                               | 1 |
| 2 | Required Supplementary Information.....  | 3 |
| 3 | Report on Internal Control over Financial Reporting .....                          | 4 |
| 4 | Report on Compliance with Laws, Regulations, Contracts, and Grant Agreements ..... | 6 |
| 5 | Other Governmental Reporting Requirements.....                                     | 8 |
| 6 | Prior Audit Coverage.....  | 8 |

## Attachments

|   |   |    |
|---|---|----|
| A | Significant Deficiencies .....                                  | 9  |
| B | Status of Prior Audit Report Recommendations.....               | 19 |
| C | Status of Recommendations and Potential Monetary Benefits ..... | 21 |

## Appendixes

|   |  |    |
|---|--|----|
| 1 | The EPA’s Fiscal Years 2023 and 2022 Consolidated Financial Statements<br>(with Restatement) ..... | 22 |
| 2 | Agency Response to Draft Report .....  | 23 |
| 3 | Distribution .....   | 27 |

# Inspector General's Report on the EPA's Fiscal Years 2023 and 2022 (Restated) Consolidated Financial Statements

The Administrator  
U.S. Environmental Protection Agency

## Report on the Audit of the Financial Statements

### *Opinion*

We have audited the consolidated financial statements of the U.S. Environmental Protection Agency, which comprise the consolidated balance sheets, as of September 30, 2023 and 2022 (restated); and the related consolidated statement of net cost, net cost by major program, changes in net position, and custodial activity; the combined statement of budgetary resources for the years then ended; and the related notes to the financial statements.

In our opinion, the consolidated financial statements, including the accompanying notes, present fairly, in all material respects, the consolidated assets, liabilities, net position, net cost, net cost by major program, changes in net position, custodial activity, and combined budgetary resources of the EPA as of and for the years ended September 30, 2023 and 2022 (restated), in conformity with accounting principles generally accepted in the United States of America.

### *Basis for Opinion*

We conducted our audit in accordance with auditing standards generally accepted in the United States of America, known as generally accepted auditing standards. Our responsibilities under those standards are further described in the "Auditor's Responsibilities for the Audit of the Financial Statements" section of our report. We are required to be independent of the EPA and to meet our ethical responsibilities in accordance with the relevant ethical requirements relating to our audits. We believe that the audit evidence we have obtained is sufficient and appropriate to provide a basis for our audit opinion.

### *Emphasis of Matter Restatements of Fiscal Year 2022*

As described in note 30, "Restatements," to the financial statements, the EPA restated its fiscal year 2022 financial statements. The Water Infrastructure Finance and Innovation Act of 2014 loan financing account was previously reported as a dedicated collections fund, but it is specifically excluded from such per Statement of Federal Financial Accounting Standards 27, *Identifying and Reporting Funds from Dedicated Collections*, and Statement of Federal Financial Accounting Standards 43, *Dedicated Collections: Amending SFFAS 27, Identifying and Reporting Earmarked Funds*.

The restatement resulted in an \$8,206,000 increase to the funds from dedicated collections net position and an \$8,206,000 decrease to the funds other than those from dedicated collections net position. There was no impact to the total net position.

The change impacts the FY 2022 balance sheet and statement of changes in net position—cumulative results of operations between funds from dedicated collections and funds from other than dedicated collections.

Our opinion is not modified with respect to these corrections.

### ***Responsibilities of Management for the Financial Statements***

The EPA's management is responsible for the preparation and fair presentation of the consolidated financial statements in accordance with accounting principles generally accepted in the United States of America and for the design, implementation, and maintenance of internal control relevant to the preparation and fair presentation of financial statements that are free from material misstatement, whether due to fraud or error.

### ***Auditor's Responsibilities for the Audit of the Financial Statements***

Our objectives are to obtain reasonable assurance about whether the financial statements, as a whole, are free from material misstatement, whether due to fraud or error, and to issue an auditor's report that includes our opinion. *Reasonable assurance* is a high level of assurance but is not absolute assurance and, therefore, is not a guarantee that an audit conducted in accordance with generally accepted auditing standards will always detect a material misstatement when it exists. The risk of not detecting a material misstatement resulting from fraud is higher than for one resulting from error, as fraud may involve collusion, forgery, intentional omissions, misrepresentations, or the override of internal control. Misstatements are considered material if there is a substantial likelihood that, individually or in the aggregate, they would influence the judgment made by a reasonable user based on the financial statements.

In performing an audit in accordance with generally accepted auditing standards, we:

- Exercise professional judgment and maintain professional skepticism throughout the audit.
- Identify and assess the risks of material misstatement of the financial statements, whether due to fraud or error, and design and perform audit procedures responsive to those risks. Such procedures include examining, on a test basis, evidence regarding the amounts and disclosures in the financial statements.
- Obtain an understanding of internal control relevant to the audit in order to design audit procedures that are appropriate in the circumstances, but not for the purpose of expressing an opinion on the effectiveness of the EPA's internal control. Accordingly, we express no such opinion.

- Evaluate the appropriateness of accounting policies used and the reasonableness of significant accounting estimates made by management, as well as evaluate the overall presentation of the financial statements.

We are required to communicate with those charged with governance regarding, among other matters, the planned scope and timing of the audit, significant audit findings, and certain internal control-related matters that we identified during the audit.

The financial statements include expenses of grantees, contractors, and other federal agencies. Our audit work pertaining to these expenses included testing only within the EPA. The U.S. Department of the Treasury collects and accounts for excise taxes that are deposited into the Leaking Underground Storage Tank Trust Fund. Treasury is also responsible for investing amounts not needed for current disbursements and transferring funds to the EPA as authorized in legislation. Since Treasury, and not the EPA, is responsible for these activities, our audit work did not cover these activities.

The Office of Inspector General is not independent with respect to amounts pertaining to OIG operations that are presented in the financial statements. The amounts included for the OIG are not material to the EPA's financial statements. The OIG is organizationally independent with respect to all other aspects of the Agency's activities.

## Required Supplementary Information

Accounting principles generally accepted in the United States of America require that the information in the Required Supplementary Information, Supplemental Information, and Management's Discussion and Analysis sections be presented to supplement the EPA's financial statements. Such information is the responsibility of management and, although not a part of the basic consolidated financial statements, is required by the Office of Management and Budget, or OMB, and the Federal Accounting Standards Advisory Board, which consider it to be an essential part of the financial reporting that places the basic consolidated financial statements in an appropriate operational, economic, or historical context.

We have applied certain limited procedures to the Required Supplementary Information, Supplemental Information, and Management's Discussion and Analysis, in accordance with auditing standards generally accepted in the United States of America, which consisted of inquiring management about the methods of preparing and comparing the information for consistency with management's responses to our inquiries, the basic consolidated financial statements, and other knowledge we obtained during the audit of the basic consolidated financial statements. We do not express an opinion or provide any assurance on the information because the limited procedures do not provide us with sufficient evidence to express an opinion or provide any assurance.

# Report on Internal Control over Financial Reporting

## Results of Our Consideration of Internal Control over Financial Reporting

Our consideration of internal control was for the limited purpose of expressing an opinion on the EPA's financial statements and was not designed to identify all deficiencies in internal control that might be material weaknesses or significant deficiencies; therefore, deficiencies in internal control may exist that were not identified during the course of our audit. A *deficiency* in internal control over financial reporting exists when the design or operation of a control does not allow management or employees, in the normal course of performing their assigned functions, to prevent or detect and correct misstatements on a timely basis. A *material weakness* is a deficiency, or a combination of deficiencies in internal control over financial reporting, such that there is a reasonable possibility that a material misstatement of the entity's financial statements will not be prevented or detected and corrected on a timely basis. A *significant deficiency* is a deficiency or a combination of deficiencies in internal control over financial reporting that is less severe than a material weakness yet important enough to merit attention by those charged with governance.

We noted certain matters, which we discuss below, involving internal control and its operation that we consider to be significant deficiencies. These issues are summarized below and detailed in Attachment A.

### Significant Deficiencies

#### The EPA Did Not Provide Accurate Information for Its Revenue Accruals

We found multiple instances in which the Agency did not provide accurate information for its revenue accruals resulting from cost-share agreements for Superfund State Contracts, or SSCs, and Great Lakes Legacy Act project agreements. *Revenue* is an inflow of resources that the government earns. An *accrual* is an estimate of the percentage of completion based on the work performed under cost-share agreements. Agency directives describe the processes for managing the financial aspects of the revenue accruals; however, not all Agency personnel followed these processes, which resulted in the Cincinnati Finance Center not having all the information that it needed to properly calculate the revenue accruals. In addition, over \$1.5 million of Superfund appropriated funds were not available for other site cleanup projects that would help to protect human health. Furthermore, without accurate information, revenue accruals and the financial statements may be misstated.

#### The EPA Did Not Deobligate Unneeded Funds in a Timely Manner

The EPA did not deobligate in a timely manner \$10 million of unneeded funds that it identified during its annual review of unliquidated obligations. We also identified this deficiency during the FY 2022 consolidated financial statement audit. Furthermore, while we made no determination as to whether the funds were needed, we recently reported that from FY 2018 through 2023, the EPA had over \$1.55 billion in unliquidated obligations with inactivity of 180 days or more. This includes approximately \$429 million in Infrastructure Investment and Jobs Act appropriations in FY 2022 and 2023. Agency directives require that responsible offices annually review unliquidated obligations, including inactive unliquidated obligations, and take appropriate action to deobligate unneeded funds. While the EPA met

the requirement to review unliquidated obligations at least annually, it did not take timely actions to deobligate the unneeded funds. As a result, almost \$10 million in unobligated funds were not deobligated and made available for other uses. Further, without the timely deobligation of unneeded funds, the EPA does not have reasonable assurance that unliquidated obligations are accurate and represent valid obligations.

### **The EPA Operated Under an Expired Interconnection Security Agreement and Memorandum of Agreement, Which Could Hamper Invoice Processing**

The Office of the Chief Financial Officer and Treasury operated under an expired Interconnection Security Agreement and Memorandum of Agreement, a combined single document referred to as the ISA and MOA, for more than six months, from March to September 2023. The ISA and MOA document each entity's responsibility to design and implement security controls for the connection between the EPA's Compass Financials system and Treasury's Invoice Processing Platform. This connection, which implements the OMB's requirement for electronic invoicing, must be secure to protect the confidentiality, integrity, and availability of the invoice processing function. Furthermore, security controls are needed to protect the data being transmitted over this connection, which contain not only federal financial information but also data subject to the Privacy Act, 5 U.S.C. § 552a. A lack of an approved ISA and MOA could cause the EPA and Treasury to be unaware of changes made either to the connection or to the design configurations of the systems, which could disrupt operations and potentially prevent vendors from submitting invoices and EPA personnel from approving invoices in a timely manner.

### **The EPA Did Not Review User Accounts for EPA Contracting Personnel Every 60 Days As Required By Its Information Security Procedure**

The OCFO's management of EPA employee user accounts that can access Treasury's Invoice Processing Platform is not compliant with the Agency's information technology account management requirements. The Invoice Processing Platform was fully implemented within the EPA on May 23, 2023, for EPA contracting personnel to manage and approve vendor invoices. Despite EPA requirements to conduct user account reviews every 60 days, the OCFO had not conducted the required review as of September 30, 2023. These user account reviews help confirm whether all of the EPA's approximately 2,300 active Invoice Processing Platform user accounts are still necessary. Removing unnecessary user accounts could help reduce the risk of unauthorized access, which could potentially lead to the disclosure, modification, or destruction of financial information and the disruption of system operations.

Attachment B contains the status of issues reported in prior year reports on the EPA's consolidated financial statements. The issues included in Attachment B should be considered among the EPA's significant deficiencies for FY 2023. We reported less significant internal control matters to the Agency during the course of the audit. We will not issue a separate management letter.

### ***Basis for Results of Our Consideration of Internal Control Over Financial Reporting***

We performed our procedures related to the EPA's internal control over financial reporting in accordance with government auditing standards generally accepted in the United States of America.

## ***Responsibilities of Management for Internal Control over Financial Reporting***

The EPA's management is responsible for designing, implementing, and maintaining effective internal control over financial reporting relevant to the preparation and fair presentation of financial statements that are free from material misstatement, whether due to fraud or error.

## ***Auditor's Responsibilities for Internal Control over Financial Reporting***

In planning and performing our audit of the consolidated financial statements as of and for the year ended September 30, 2023, in accordance with generally accepted auditing standards, we considered the EPA's internal control over financial reporting as a basis for designing audit procedures, which are appropriate in the circumstances for the purpose of expressing our opinion on the financial statements and of complying with OMB Bulletin 24-01, *Audit Requirements for Federal Financial Statements*, but not for the purpose of expressing an opinion on the effectiveness of the EPA's internal control. Accordingly, we do not express an opinion on the effectiveness of the EPA's internal control over financial reporting.

## ***Intended Purpose of Report on Internal Control over Financial Reporting***

Because of inherent limitations in internal control, misstatements, losses, or noncompliance may nevertheless occur and not be detected.

## ***Comparison of the EPA's Federal Managers' Financial Integrity Act Report with Our Evaluation of Internal Control***

OMB Bulletin 24-01 requires the OIG to compare material weaknesses disclosed during the audit with those material weaknesses reported in the Agency's Federal Managers' Financial Integrity Act report that relate to the financial statements. The OIG is also required to identify material weaknesses disclosed by the audit that were not reported in the Agency's Federal Managers' Financial Integrity Act report.

For financial statement audit and financial reporting purposes, OMB Bulletin 24-01 defines material weaknesses in internal control as a deficiency or combination of deficiencies in internal control over financial reporting, such that there is a reasonable possibility that a material misstatement of the entity's financial statements will not be prevented or detected and corrected on a timely basis.

## **Report on Compliance with Laws, Regulations, Contracts, and Grant Agreements**

### ***Results of Our Tests for Compliance with Laws, Regulations, Contracts, and Grant Agreements***

Providing an opinion on compliance with provisions of laws, regulations, contracts, and grant agreements was not an objective of our audit and, accordingly, we do not express such an opinion. We did not identify any instances of noncompliance that would result in a material misstatement to the audited financial statements.



## ***Basis of Results of Our Tests for Compliance with Laws, Regulations, Contracts, and Grant Agreements***

As part of obtaining reasonable assurance about whether the Agency’s financial statements are free of material misstatement, we performed tests of the Agency’s compliance with certain provisions of laws, including those governing the use of budgetary authority, regulations, contracts, and grant agreements that have a direct effect on the determination of material amounts and disclosures in the financial statements.

## ***Responsibilities of Management for Compliance with Laws, Regulations, Contracts, and Grant Agreements***

The EPA’s management is responsible for complying with laws, regulations, contracts, and grant agreements applicable to the Agency.

## ***Auditor’s Responsibilities for Tests of Compliance with Laws, Regulations, Contracts, and Grant Agreements***

We also performed certain other limited procedures as described in the American Institute of Certified Public Accountants’ *Codification of Statements on Auditing Standards*, AU-C 250.14-16, “Consideration of Laws and Regulations in an Audit of Financial Statements.” OMB Bulletin 24-01 mandates that we evaluate compliance with federal financial statement system requirements, including those referred to in the Federal Financial Management Improvement Act of 1996, or FFMIA. We limited our tests of compliance to these provisions and did not test compliance with all laws and regulations applicable to the EPA.

## ***Intended Purpose of Report on Compliance with Laws, Regulations, Contracts, and Grant Agreements***

The purpose of this report is solely to describe the scope and results of our testing of compliance with selected provisions of applicable laws, regulations, contracts, and grant agreements, and not to provide an opinion on compliance. This report is an integral part of an audit performed in accordance with government auditing standards generally accepted in the United States of America. Accordingly, this report on compliance with laws, regulations, contracts, and grant agreements is not suitable for any other purpose.

## ***FFMIA Noncompliance***

Under FFMIA, we are required to report whether the Agency’s financial management systems substantially comply with the federal financial management systems requirements, applicable federal accounting standards, and the United States Government Standard General Ledger at the transaction level. To meet the FFMIA requirement, we performed tests of compliance with FFMIA section 803(a) requirements and used OMB Memorandum M-09-06, *Implementation Guidance for the Federal Financial Management Improvement Act*, dated January 9, 2009, to determine whether there was any substantial noncompliance with FFMIA.

The results of our tests did not disclose any instances of noncompliance with FFMIA requirements, including where the Agency's financial management systems did not substantially comply with the applicable federal accounting standard.

We did not identify any significant matters involving compliance with laws, regulations, contracts, or grant agreements related to the Agency's financial management systems during the course of the audit.

## Other Governmental Reporting Requirements

### *Audit Work Required Under the Hazardous Substance Superfund Trust Fund*

We also performed audit work to comply with 42 U.S.C. § 9611(k), including the requirement to conduct an annual audit of payments, obligations, reimbursements, or other uses of the Hazardous Substance Superfund Trust Fund. The significant deficiencies reported above also relate to Superfund.

## Prior Audit Coverage

During previous financial statement audits, we reported significant deficiencies, as detailed in Attachment B. These deficiencies include that:

- Originating offices did not forward accounts receivable source documents to the finance center in a timely manner.
- The EPA did not deobligate unneeded funds in a timely manner.

This report is intended solely for the information and use of the management of the EPA, the OMB, and Congress, and it is not intended to be and should not be used by anyone other than these specified parties.

*Damon Jackson*

Damon Jackson  
Certified Public Accountant  
Director, Financial Directorate  
Office of Audit  
Office of Inspector General  
U.S. Environmental Protection Agency  
November 9, 2023

## ***Significant Deficiencies***

### **Table of Contents**

|          |  |           |
|----------|--|-----------|
| <b>1</b> | <b>The EPA Did Not Provide Accurate Information for Its Revenue Accruals.....</b>  | <b>10</b> |
| <b>2</b> | <b>The EPA Did Not Deobligate Unneeded Funds in a Timely Manner.....</b>   | <b>13</b> |
| <b>3</b> | <b>The EPA Operated Under an Expired Interconnection Security Agreement and<br/>Memorandum of Agreement, Which Could Hamper Invoice Processing .....</b> | <b>15</b> |
| <b>4</b> | <b>The EPA Did Not Review User Accounts for EPA Contracting Personnel Every 60 Days<br/>As Required by Its Information Security Procedure .....</b>      | <b>17</b> |

# 1 – The EPA Did Not Provide Accurate Information for Its Revenue Accruals

We found multiple instances in which the Agency did not provide accurate information for revenue accruals resulting from cost-share agreements for SSCs and Great Lakes Legacy Act project agreements. Agency directives describe the processes for managing the financial aspects of the revenue accruals; however, not all Agency personnel followed these processes, which resulted in the Cincinnati Finance Center not having all the information that it needed to properly calculate the revenue accruals. In addition, over \$1.5 million of Superfund appropriated funds were not available for other site cleanup projects that would help to protect human health. Furthermore, without accurate information, revenue accruals and the financial statements may be misstated.

## ***Regulations and Agency Directives Require Accurate Information Be Provided***

EPA regulations at 40 C.F.R. § 35.6805 state that an SSC “remains in effect until the financial settlement of project costs and final reconciliation of response costs (including all change orders, claims, overmatch of cost share, reimbursements, etc.) ensures that both [the] EPA and the State have satisfied the cost share requirement” in section 104 of the Comprehensive Environmental Response, Compensation, and Liability Act, as amended. This Act is informally known as Superfund.

Also pertaining to SSCs, the EPA’s Resource Management Directive System 2550D-09-P1, *Financial Management of Superfund Program - State Cost Share Provisions for Superfund State Contracts and Remedial Cooperative Agreements*, directs regional offices to conduct the SSC financial closeout process, which includes the reconciliation of the state’s final cost share and reclassification of disbursements when applicable. When the EPA has not used reimbursable (TR1) resources concurrently with Superfund appropriated (T) obligations, a TR1 resource reclassification may be appropriate. The directive further states that the SSC accrual calculation for a financially closed SSC should be reviewed and adjusted, if needed, to reflect a zero-accrual balance. In addition, the directive describes the EPA’s process for managing the financial aspects of Superfund program remedial state cost-share provisions in state contracts and cooperative agreements. Regional program offices are responsible for the overall management of SSCs. The directive requires regions, on a quarterly basis, to respond to the Cincinnati Finance Center’s request for information with respect to new and amended SSCs.

Pertaining to the Great Lakes Legacy Act project agreements, the EPA’s Resource Management Directive System 2540-09-P6, *Accounts Receivable - Non-Federal Sponsor Cost Share Provisions for Great Lakes Legacy Act Project Agreements*, contains the procedures for financial management of Great Lakes Legacy Act cost-share provisions. The Great Lakes Legacy Act of 2002 requires a minimum of a 35 percent nonfederal cost share for all projects carried out under the Act.

## ***The EPA Did Not Always Follow Processes to Provide Accurate Information***

We found multiple instances in which the Agency did not provide accurate information for its revenue accruals. Specifically, during FY 2023, we identified the following issues:

- **The EPA did not properly analyze its revenue accruals for financially closed SSCs with available reimbursable funds.** During our analysis of the SSC accrual, we found eight financially closed SSCs with available reimbursable funds that resulted in corresponding accruals totaling over \$1.5 million. These SSCs should have been closed and their accrual should have been zero. Table 1-1 lists the financially closed SSCs with available reimbursable funds.

**Table 1-1: Financially closed SSCs with available reimbursable funds**

| Site identification | Available reimbursable funds (\$) |
|---------------------|-----------------------------------|
| 019L                | 38,179.39                         |
| 02GP                | 41,612.74                         |
| 0277                | 47,751.00                         |
| A301                | 73,541.64                         |
| 0417                | 512,348.87                        |
| 047U                | 46,291.76                         |
| 047U                | 200,693.96                        |
| 0441                | 625,360.23                        |
| <b>Total</b>        | <b>1,585,779.59</b>               |

Source: OIG analysis of EPA data. (EPA OIG table)

- **SSC credits were not included in the accrual.** Approved SSC credits totaling \$3,048,485 for one Region 10 Superfund site, 102Q, were not included in the accrual. The total of \$3,048,485 had been previously approved by Region 10 as meeting the definition of Superfund SSC credits and applied toward the state’s 10 percent cost-share obligation. Of this amount, \$2,497,029 was approved as SSC creditable costs earned from FY 2003 through 2008, and the remaining \$551,456 was approved for costs earned from FY 2008 through 2015.
- **The Great Lakes Legacy Act accruals contained inaccurate project amounts and site numbers.** Four Great Lakes Legacy Act accruals did not contain either the correct project amount or site numbers, which are used to track the appropriated and reimbursable disbursements and collections for the accrual. Table 1-2 lists the exceptions that we identified.

**Table 1-2: Great Lakes Legacy Act accruals with project amount and site number errors**

| Project number  | Project amount recorded in accrual (\$) | Correct project amount (\$) | Site numbers recorded in accrual | Correct site numbers  |
|-----------------|---|-----------------------------|----------------------------------|-----------------------|
| GLLA2004-007A-C | 45,000,000.00                           | 44,200,000.00               | —                                | —                     |
| GLLA2013-005    | 35,112,354.00                           | 70,892,940.00               | —                                | —                     |
| GLLA2018-002    | —                                       | —                           | 551222                           | 551222<br>551224      |
| GLLA2011-005    | —                                       | —                           | 251201T1<br>251201T2<br>551224   | 251201T1,<br>251201T2 |

Source: OIG analysis of EPA data. (EPA OIG table)

These reclassification errors occurred because the regions did not follow the Agency SSC closeout process and did not review SSCs on the accrual to financially close the lines and reclassify the Superfund appropriated T fund disbursements to reimbursable TR1 fund disbursements. Therefore, SSC final financial reconciliations were not complete on the accrual, resulting in regions assessing accruals for closed SSCs. In addition, over \$1.5 million of Superfund appropriated funds were not available for other site cleanup projects that would help to protect human health. Without accurate information, revenue accruals and the financial statements may be misstated.

The other errors occurred because Region 10 and the Great Lakes National Program Office did not follow Agency directives and did not provide the Cincinnati Finance Center with accurate information. In response to our inquiries, Region 10 and the Great Lakes National Program Office subsequently provided the Cincinnati Finance Center with the SSC credit and Great Lakes Legacy Act project information required to properly calculate the SSC and Great Lakes Legacy Act accruals.

## **Recommendations**

We recommend that the chief financial officer:

1. Instruct the regions to perform an analysis of financially closed Superfund State Contracts to reclassify appropriated and reimbursable disbursements and financially close lines on the accrual.
2. Instruct the regions to provide current Superfund State Contract information quarterly to the Cincinnati Finance Center.

We recommend that the director for the Great Lakes National Program Office:

3. Review the Great Lakes Legacy Act accrual project information prior to its submission to the Cincinnati Finance Center to ensure its accuracy.

## **Agency Response and OIG Assessment**

The EPA agreed with our recommendations. The Agency provided an acceptable planned corrective actions for Recommendations 1 and 2, as well as an estimated milestone date of June 30, 2024, for Recommendation 1 and January 15, 2024, for Recommendation 2. We consider these recommendations resolved with corrective action pending. The Agency completed Recommendation 3 on October 18, 2023.

## 2 – The EPA Did Not Deobligate Unneeded Funds in a Timely Manner

The EPA did not deobligate in a timely manner \$10 million of unneeded funds that it identified during its annual review of unliquidated obligations. We also identified this deficiency during our FY 2022 consolidated financial statement audit. Furthermore, while we made no determination as to whether the funds were needed, we recently reported that from FY 2018 through 2023, the EPA had over \$1.55 billion in unliquidated obligations with inactivity of 180 days or more. This includes approximately \$429 million in Infrastructure Investment and Jobs Act appropriations in FY 2022 and 2023.<sup>1</sup> Agency directives require that responsible offices annually review unliquidated obligations and inactive unliquidated obligations and take appropriate action to deobligate unneeded funds. While the EPA met the requirement to review unliquidated obligations at least annually, it did not take timely actions to deobligate the unneeded funds. As a result, almost \$10 million in unobligated funds were not deobligated and made available for other uses. Further, without timely deobligation of unneeded funds, the EPA has does not have reasonable assurance that unliquidated obligations are accurate and represent valid obligations.

Resource Management Directive System 2520-03-P1, *Responsibilities for Reviewing Unliquidated Obligations*, requires all responsible parties to review at least annually all current and prior year unliquidated obligations to ensure that all recorded obligations are still valid and properly documented. According to the directive, an inactive obligation is one in which there has been no activity for six months (180 days) or more, and a valid obligation is one “for which appropriated funds are still available for the purpose and time period specified, and for which an actual need still exists within the life of the appropriation.” Resource Management Directive System 2520-03-P1 requires that all unneeded funds be deobligated by the end of each fiscal year. The directive requires that all responsible officials certify that their office or region took the necessary actions to deobligate the funds as provided in the Office of the Controller’s year-end requirement for the fiscal year.

We found that the EPA did not deobligate unneeded funds in FY 2023 in a timely manner. During its annual review of unliquidated obligations, the Agency identified \$10.5 million of unliquidated obligations that remained opened as of September 30, 2023. The EPA determined that \$471,143 of these unliquidated obligations were valid and should remain open. As shown in Table 2-1, the Agency determined that approximately \$10 million of unliquidated obligations were unneeded, but these funds were not deobligated by the end of fiscal year, as required.

**Table 2-1: Unneeded funds identified for deobligation**

| Offices and regions                                | Funds (\$) |
|--|------------|
| Office of the Administrator                        | 4,889.65   |
| Office of Chemical Safety and Pollution Prevention | 498,527.83 |
| OCFO   | 455,920.35 |

<sup>1</sup> OIG Report No. [23-N-0036](#), Status of Unliquidated Obligations for Programs Receiving Funding from the Infrastructure Investment and Jobs Act, issued September 28, 2023.

| Offices and regions   | Funds (\$)          |
|---|---------------------|
| Office of International and Tribal Affairs  | 777,898.62          |
| Office of Land and Emergency Management's Office of Emergency Management                            | 360,659.99          |
| Office of Land and Emergency Management's Office of Superfund Remediation and Technology Innovation | 270,564.22          |
| Office of Research and Development  | 5,759.45            |
| Region 3  | 2,980,930.07        |
| Region 5  | 70,339.76           |
| Region 6  | 175,785.59          |
| Region 8  | 1,292,038.52        |
| Region 9  | *3,102,619.85       |
| <b>Total</b>  | <b>9,995,933.90</b> |

Source: OIG analysis of EPA data. (EPA OIG table)

\* This amount includes \$2,518,007.12 for Region 8 for a mixed-funded contract with Regions 8 and 9 funds.

Program offices and regions noted several reasons why unliquidated obligations were not deobligated by the end of the fiscal year. Some said that they experienced technical issues related to the EPA's adoption of the Treasury's Invoice Processing Platform in May 2023, while some said that they were awaiting final invoices before deobligating funds. In addition, others noted either that the deobligation of funds should occur, was in process, or would occur in FY 2024 or that the funds would be expended in FY 2024.

By not taking timely and appropriate action to deobligate unneeded funds, the EPA does not have reasonable assurance that the unliquidated obligations are accurate and represent valid obligations reported in the financial statements. Further, obligated funds are overstated if unneeded funds are not deobligated. By deobligating funds no longer needed for their original purpose by the required deadline, the EPA can make these funds available for other purposes.

## Recommendation

We recommend that the chief financial officer:

4. Develop a plan to improve the Office of the Chief Financial Officer processes for headquarters program offices and regional offices to deobligate unneeded funds in a timely manner by the end of the fiscal year, as required.

## Agency Response and OIG Assessment

The EPA agreed with our recommendation and provided an acceptable planned corrective action and estimated milestone date of July 1, 2024. We consider this recommendation resolved with corrective action pending.



### **3 – The EPA Operated Under an Expired ISA and MOA, Which Could Hamper Invoice Processing**

The OCFO and the Treasury were operating under an expired ISA and MOA for more than six months, from March to September 2023. The ISA and MOA documents each entity's responsibility to design and implement security controls for the connection between the EPA's Compass Financials system and the Treasury's Invoice Processing Platform. This connection, which implements the OMB's requirement for electronic invoicing, must be secure to protect the confidentiality, integrity, and availability of the invoice processing function. Furthermore, security controls are needed to protect the data being transmitted over this connection, which contain not only federal financial information but also data subject to the Privacy Act, 5 U.S.C. § 552a. A lack of an approved agreement could cause the EPA and the Treasury to be unaware of changes made either to the connection or to the design configurations of the systems, which could disrupt operations and potentially prevent vendors from submitting invoices and EPA personnel from approving invoices in a timely manner.

OMB Memorandum M-15-19, *Improving Government Efficiency and Saving Taxpayer Dollars Through Electronic Invoicing*, dated July 17, 2015, mandates that federal agencies implement electronic invoicing. The EPA implements the electronic invoicing requirement via a connection between its financial system, Compass Financials, and the Treasury's Invoice Processing Platform. Section CA-3, "Information Exchange," of the EPA Chief Information Officer Directive No. CIO 2150-P-04.3, *Information Security – Assessment, Authorization and Monitoring Procedure*, signed June 8, 2023, requires the approval and management of the exchange of information between systems using an ISA or MOA. The directive also requires that the ISA and MOA be reviewed and updated "as agreed upon by the participating signatories but not to exceed three (3) years or whenever there is a significant change to any of the systems covered by the agreements."

In accordance with CIO 2150-P-04.3, the OCFO and the Treasury signed the ISA and MOA on March 14, 2020, for a new connection between the Compass Financials system and the Invoice Processing Platform to implement the OMB's electronic invoicing requirement. The ISA and MOA documents each entity's responsibility to implement security controls to protect the confidentiality, integrity, and availability of invoice processing between the Compass Financials system and the Invoice Processing Platform. The data being transmitted over this connection contain federal financial information, as well as data subject to the Privacy Act, 5 U.S.C. § 552a. Consistent with CIO 2150-P-04.3, this original agreement was in effect for a three-year period, expiring on March 14, 2023. Section 5, "Timeline," of the expired ISA and MOA states:

This agreement will remain in effect for three (3) years after the last date on either signature in the signature block below. After three (3) years, this agreement will expire without further action. If the parties wish to extend this agreement, they may do so by reviewing, updating, and reauthorizing this agreement.

However, a new ISA and MOA was not reauthorized before the original agreement expired. As such, the OCFO and the Treasury were operating without an approved agreement for approximately six months,

from March to September 2023. Furthermore, the OCFO did not start the ISA and MOA renewal process until February 2023, one month before the expiration of the original agreement. The OCFO did not explain why the ISA and MOA was not renewed prior to the original agreement expiring; it only provided us with a timeline of its progress in updating and renewing the agreement. According to that timeline, the renewal process was in process for more than seven months, from February to September 2023. A new ISA and MOA was signed and became effective on September 25, 2023.

Based on the timeline provided to us, we concluded that the OCFO did not have a plan with milestone dates to ensure that the ISA and MOA would be reauthorized prior to its expiration. Without a current ISA and MOA in place that accounts for any system updates that would affect the connection and related security controls for the Compass Financials system and the Invoice Processing Platform, the EPA and the Treasury had no enforceable agreement to govern the development, management, operation, and security of the systems' connection. This leaves both federal entities with limited assurance that they are fully aware of any significant changes or updates that could impact the connection between the two systems. As a result, they cannot ensure that the security controls are properly designed to protect the transmission of financial and privacy information across the connection.

## **Recommendation**

We recommend that the chief financial officer:

5. Develop and implement a plan with milestones to ensure that future Interconnection Security Agreement and Memorandum of Agreement documents for each external connection with Office of the Chief Financial Officer systems are reauthorized before the current agreements expire.

## **Agency Response and OIG Assessment**

The EPA agreed with our recommendation and provided an acceptable planned corrective action and estimated milestone date of June 30, 2024. We consider this recommendation resolved with corrective action pending.

## **4 – The EPA Did Not Review User Accounts for EPA Contracting Personnel Every 60 Days As Required By Its Information Security Procedure**

The OCFO's management of EPA employee user accounts that can access the Treasury's Invoice Processing Platform are not compliant with the Agency's information technology account management requirements. The Invoice Processing Platform was fully implemented within the EPA on May 23, 2023, for EPA contracting personnel to manage and approve vendor invoices. Despite the EPA requirements to conduct user account reviews every 60 days starting June 8, the OCFO had not conducted the required review as of September 30, 2023. The user account reviews help confirm whether all of the EPA's approximately 2,300 active Invoice Processing Platform user accounts are still necessary. Removing unnecessary user accounts could help reduce the risk of unauthorized access, which could lead to the disclosure, modification, or destruction of financial information and the disruption of system operations.

Section AC-2, "Account Management," of Chief Information Officer Directive No. CIO 2150-P-01.3, *Information Security – Access Control Procedure*, signed June 8, 2023, requires service managers for systems operated by or on behalf of the EPA to take security measures including:

1. Review accounts for compliance with account management every 60 (sixty) days and align account management processes with personnel termination and transfer processes.
2. Create, enable, modify, disable, and remove accounts in accordance with EPA information security requirements.
3. Notify account managers, Information Security Officer, and Information System Security Officers within:
  - a) Three (3) days when accounts are no longer required.
  - b) Four (4) hours of departure for involuntary terminations and same day of departure for voluntary terminations when users are terminated or transferred.
  - c) Three (3) days when system usage or need-to-know changes for an individual.

In addition to the EPA's 60-day user account reviews, the Treasury requires an annual user account recertification.

The OCFO conducted only the annual user account recertification in June 2023, despite CIO 2150-P-01.3 requirements to conduct user account reviews every 60 days. The OCFO advised us that it did not adhere to CIO 2150-P-01.3 because it is developing standard operating procedures that will not include the 60-day requirement but will instead leverage the Treasury's annual user account recertification process. However, the OCFO's plans to incorporate account management practices for the Invoice Processing Platform user accounts as part of an annual user account recertification process do not comply with CIO 2150-P-01.3 requirements that accounts be reviewed every 60 days. Additionally, the OCFO stated that it intends to rely on Invoice Processing Platform system controls that disable a user account when there is a period of inactivity as part of its account management practices. According to

Treasury personnel, the Invoice Processing Platform will disable a user account after 120 days of inactivity. However, this period is twice the duration of the EPA's required 60-day user account reviews.

The Invoice Processing Platform provides contracting personnel with the ability to approve vendor invoices ranging from hundreds to millions of dollars of federal funds. By not following the Agency's account management requirements, the OCFO risks exposing the EPA's systems and the Treasury's Invoice Processing Platform to unauthorized access, which could potentially lead to the disclosure, modification, or destruction of financial information and the disruption of system operations. The 60-day user account reviews required by EPA information technology directive serve as a preventive control to limit unauthorized access.

## **Recommendations**

We recommend that the chief financial officer:

6. In consultation with the Office of Mission Support's chief information officer, determine how the Office of the Chief Financial Officer will conduct reviews of active Invoice Processing Platform user accounts to comply with Chief Information Officer Directive No. CIO 2150-P-01.3, *Information Security – Access Control Procedure*.
7. Develop and implement a strategy to ensure that future reviews of active Invoice Processing Platform user accounts comply with Chief Information Officer Directive No. CIO 2150-P-01.3, *Information Security – Access Control Procedure*.

## **Agency Response and OIG Assessment**

The EPA agreed with these recommendations and provided acceptable planned corrective actions. For both recommendations, the EPA provided an estimated milestone date of June 30, 2024. We consider these recommendations resolved with corrective actions pending.

## ***Status of Prior Audit Report Recommendations***

The EPA continues to strengthen its audit management practices and procedures to address audit findings in a timely manner and to complete corrective actions expeditiously and effectively. In FY 2023, the EPA's chief financial officer, as the agency follow-up official, continued to encourage managers to evaluate the OIG's recommendations thoroughly, develop suitable and attainable corrective actions, and implement the corrective actions in the agreed-upon time frame. The OCFO implemented the following actions to strengthen its audit management procedures:

- Worked closely with the Agency's audit follow-up coordinators to ensure adherence to corrective action dates and submission of the required certification memorandums. The OCFO efforts were critical and significantly helped with the EPA's responses to the OIG's *Semiannual Report to Congress* published in May 2023.
- Conducted a comprehensive review of open OIG and U.S. Government Accountability Office recommendations and corrective actions to identify common themes and challenges. The review included data calls and interviews with individual offices and a brief to OCFO and Agency leadership.
- Provided monthly reporting for the agencywide metric on the number of past-due audit corrective actions. The metric measures the completion of Agency-identified corrective actions that were not completed by the proposed completion date. The intended purpose of the monthly reporting is to facilitate the implementation of Agency corrective actions in response to OIG audit recommendations and to decrease the number of late audit corrective actions.
- Enhanced the utility of the Enterprise Audit Management System, the Agency's audit tracking tool, for improved tracking of OIG and Government Accountability Office audits and evaluations. The Enterprise Audit Management System facilitates the Agency's activities and corrective actions in response to the OIG and Government Accountability Office audits and evaluations.
- Prepared regular reports on OIG and Government Accountability Office audits and evaluations for broad agency distribution. The report includes the most recent audit and evaluation updates, open recommendations, and metric status.
- Maintained the audit community intranet site, which serves as a resource for the Agency's audit follow-up coordinators and audit liaisons. The collaborative site includes resources and reference materials, such as standard operating procedures, response templates, frequently asked questions, reporting links, deadlines, and other useful information.
- Continued regular use of the audit community's internet site for the Agency's audit follow-up coordinators and audit liaisons to work collaboratively, share best practices, and contribute to community projects.

- Provided training during the OCFO technical training series for Agency subject matter experts participating in OIG or Government Accountability Office projects. The training provided best practices for audit preparedness.
- Established biweekly meetings with audit follow-up coordinators and audit liaisons agencywide to provide regular updates, offer training, and discuss audit-related issues and concerns.

These and other efforts are a testament to the OCFO’s continued commitment to improving the Agency’s audit and evaluation management practices. In addition, the EPA maintained its commitment to engage early with the OIG on audit and evaluation findings and to develop effective corrective actions that address OIG recommendations.

As noted in the table below, however, there are still recommendations from previous financial statement audits that have not been fully implemented.

**Table B-1: Significant deficiency issues not fully resolved**

|  |
|--|
| <p><b>Originating Offices Did Not Forward Accounts Receivable Source Documents to the Finance Center in a Timely Manner</b></p> <p>During our FY 2021 audit, we found that EPA regions did not submit supporting source documents to the EPA’s Cincinnati Finance Center for accounts receivable in a timely manner, which then delayed recording and processing of those receivables. The EPA’s Resource Management Directives state that the responsible offices must forward to the Cincinnati Finance Center source documents supporting an accounts receivable for settlements or orders demonstrating a debt owed to the Agency within five business days. The regional program office, the Office of Regional Counsel, and the regional legal enforcement office staff are responsible for providing these documents to the Cincinnati Finance Center. When the Cincinnati Finance Center is unable to create receivables timely, the debtor may not be billed appropriately, interest may not accrue, and the EPA may not collect all that it is owed. Furthermore, the EPA’s delayed recording of accounts receivable could result in a material misstatement of the financial statements. While we have noted some improvements in the timely receipt of legal documents, we still identified instances of untimely receipt from FY 2015 through FY 2023. Therefore, the Agency’s corrective actions are not completely effective, and we will continue to evaluate whether the Agency receives legal source documents in a timely manner going forward.</p> |
| <p><b>The EPA Did Not Deobligate Unneeded Funds in a Timely Manner</b></p> <p>During the FY 2022 audit, we found the EPA did not deobligate in a timely manner the \$5.8 million of unliquidated obligations that it identified in its FY 2022 unliquidated obligations annual review. Agency directives require that unliquidated obligations be reviewed annually and that responsible offices review inactive unliquidated obligations at least annually. As a result, the EPA has no assurance that unliquidated obligations are accurate and represent valid and viable obligations. We recommended that the chief financial officer reiterate to headquarters program offices and regional offices the importance of deobligating by the end of the fiscal year the unneeded funds that they identified during their annual unliquidated obligations review. The EPA concurred with our recommendation and completed corrective action on May 8, 2023. However, during our 2023 audit, we continued to find that unneeded funds were not deobligated by the required deadline. Therefore, the Agency’s corrective action is not completely effective, and we will continue to evaluate whether the Agency deobligates unneeded funds by the required deadline in FY 2024.</p>  |

Source: OIG analysis of prior-year recommendations and the Agency’s corrective actions. (EPA OIG table)

## Status of Recommendations and Potential Monetary Benefits

| Rec. No. | Page No. | Recommendation  | Status* | Action Official                                      | Planned Completion Date | Potential Monetary Benefits (in \$000s) |
|----------|----------|---|---------|--|-------------------------|---|
| 1        | 12       | Instruct the regions to perform an analysis of financially closed Superfund State Contracts to reclassify appropriated and reimbursable disbursements and financially close lines on the accrual.   | R       | Chief Financial Officer                              | 6/30/24                 | \$1,586                                 |
| 2        | 12       | Instruct the regions to provide current Superfund State Contract information quarterly to the Cincinnati Finance Center.  | R       | Chief Financial Officer                              | 1/15/24                 |   |
| 3        | 12       | Review the Great Lakes Legacy Act accrual project information prior to its submission to the Cincinnati Finance Center to ensure its accuracy.  | C       | Director for the Great Lakes National Program Office | 10/18/23                |   |
| 4        | 14       | Develop a plan to improve the Office of the Chief Financial Officer processes for headquarters program offices and regional offices to deobligate unneeded funds in a timely manner by the end of the fiscal year, as required.   | R       | Chief Financial Officer                              | 7/1/24                  | \$9,995                                 |
| 5        | 16       | Develop and implement a plan with milestones to ensure that future Interconnection Security Agreement and Memorandum of Agreement documents for each external connection with Office of the Chief Financial Officer systems are reauthorized before the current agreements expire.  | R       | Chief Financial Officer                              | 6/30/24                 |   |
| 6        | 18       | In consultation with the Office of Mission Support's chief information officer, determine how the Office of the Chief Financial Officer will conduct reviews of active Invoice Processing Platform user accounts to comply with Chief Information Officer Directive No. CIO 2150-P-01.3, <i>Information Security – Access Control Procedure</i> . | R       | Chief Financial Officer                              | 6/30/24                 |   |
| 7        | 18       | Develop and implement a strategy to ensure that future reviews of active Invoice Processing Platform user accounts comply with Chief Information Officer Directive No. CIO 2150-P-01.3, <i>Information Security – Access Control Procedure</i> .  | R       | Chief Financial Officer                              | 6/30/24                 |   |

\* C = Corrective action completed.

R = Recommendation resolved with corrective action pending.

U = Recommendation unresolved with resolution efforts in progress.

***The EPA's Fiscal Year 2023 and 2022 Consolidated  
Financial Statements (with Restatement)***



## Agency Response to Draft Report



THE CHIEF FINANCIAL OFFICER  
WASHINGTON, D.C. 20460

November 14, 2023

### **MEMORANDUM**

**SUBJECT:** Response to the Office of Inspector General Draft Report, Project No. OA-FY23-0078, "Audit of the EPA's Fiscal Years 2023 and 2022 (Restated) Consolidated Financial Statements," dated November 13, 2023

**FROM:** Faisal Amin, Chief Financial Officer  
Office of the Chief Financial Officer

**TO:** Damon Jackson, Director  
Financial Directorate  
Office of Audit

Amin, Faisal

Digitally signed by Amin,  
Faisal  
Date: 2023.11.14  
16:55:13 -0500'

Thank you for the opportunity to respond to the issues and recommendations in the subject draft report. The following is a summary of the U.S. Environmental Protection Agency's overall position, along with its position on the report's recommendations. This response has been coordinated with Region 5.

### **AGENCY'S OVERALL POSITION**

The draft report contains six recommendations for the Office of the Chief Financial Officer and one recommendation for the Director of the Great Lakes National Program Office, located in Region 5. The EPA agrees with the Office of Inspector General's recommendations.

**AGENCY RESPONSE TO DRAFT REPORT RECOMMENDATIONS**

| Recommendation   | Office       | High-Level Intended Corrective Action(s)  | Planned Date          |
|--|--------------|---|-----------------------|
| 1. Instruct the regions to perform an analysis of financially closed Superfund State Contracts to reclassify appropriated and reimbursable disbursements and financially close lines on the accrual.                               | OCFO         | <u>Concur.</u> In addition to the Corrective Action listed for Recommendation 2, the OCFO’s Cincinnati Finance Center will instruct the Regions to perform a thorough review of their respective financially closed sites for accuracy. We will request a written response once completed.  | 06/30/24              |
| 2. Instruct the regions to provide current Superfund State Contract information quarterly to the Cincinnati Finance Center.  | OCFO         | <u>Concur.</u> Starting with the first fiscal quarter of 2024, the OCFO’s Cincinnati Finance Center will begin including not only the Program Contacts but also their management, Regional Comptrollers, and Mission Support Division Directors in guidance communications. OCFO’s CFC will reinforce the importance of fully reviewing and updating regional data provided for the accuracy of the accrual and impact on the financial statements. | 01/15/24              |
| 3. Review the Great Lakes Legacy Act accrual project information prior to its submission to the Cincinnati Finance Center to ensure its accuracy.  | R5/<br>GLNPO | <u>Concur.</u> The Great Lakes National Program Office has already reviewed the Great Lakes Legacy Act accrual project information and fixed the errors identified in the OIG Point Sheet No. 6.  | Completed<br>10/18/23 |
| 4. Develop a plan to improve the Office of the Chief Financial Officer processes for headquarters program offices and regional offices to deobligate unneeded funds in a timely manner by the end of the fiscal year, as required. | OCFO         | <u>Concur.</u> The Office of the Controller’s Policy, Training and Accountability Division will develop a plan to strengthen the unliquidated obligation reviews for the deobligations processes. This plan will enhance the current policies associated with the unliquidated obligation review and the subsequent deobligations of any unneeded funding.  | 7/1/24                |

| Recommendation   | Office | High-Level Intended Corrective Action(s)  | Planned Date |
|--|--------|---|--------------|
| 5. Develop and implement a plan with milestones to ensure that future Interconnection Security Agreement and Memorandum of Agreement documents for each external connection with Office of the Chief Financial Officer systems are reauthorized before the current agreements expire.  | OCFO   | <u>Concur.</u> The OCFO’s Office of Technology Solutions will develop and implement a strategy with milestones to ensure that future Interconnection Security Agreement and Memorandum of Agreement documents for each external connection with OCFO systems are reauthorized before the current agreements expire.   | 6/30/24      |
| 6. In consultation with the Office of Mission Support’s chief information officer, determine how the Office of the Chief Financial Officer will conduct reviews of active Invoice Processing Platform user accounts to comply with Chief Information Officer Directive No. CIO 2150-P-01.3, <i>Information Security – Access Control Procedure</i> . | OCFO   | <u>Concur.</u> The OCFO’s Office of Technology Solutions will, in consultation with the Office of Mission Support’s Chief Information Officer, determine how it will conduct reviews of active Invoice Processing Platform user accounts to comply with the Chief Information Officer Directive No: CIO 2150-P-01.3, <i>Information Security – Access Control Procedure</i> . | 6/30/24      |
| 7. Develop and implement a strategy to ensure that future reviews of active Invoice Processing Platform user accounts comply with Chief Information Officer Directive No. CIO 2150-P-01.3, <i>Information Security – Access Control Procedure</i> .  | OCFO   | <u>Concur.</u> The OCFO’s Office of Technology Solutions will develop and implement a strategy to ensure that future reviews of active Invoice Processing Platform user accounts comply with the Chief Information Officer Directive No: CIO 2150-P-01.3, <i>Information Security – Access Control Procedure</i> .  | 6/30/24      |

**CONTACT INFORMATION**

If you have any questions regarding this response, please contact the OCFO’s Audit Follow-up Coordinator, Andrew LeBlanc, at [leblanc.andrew@epa.gov](mailto:leblanc.andrew@epa.gov) or (202) 564-1761.

cc: Debra Shore  
Cheryl Newton

Gregg Trembl  
Lek Kadeli  
Meshell Jones-Peeler  
Michael Clanton  
Angel Robinson  
Adil Gulamali  
Derek David  
Wyatt Boyd  
Teresa Seidel  
OCFO-OC-MANAGERS  
Wanda Arrington  
Demetrios Papakonstantinou  
Shannon Lackey  
Mairim Lopez  
Sheila May  
Andrew Sheeran  
Gabrielle Hanson  
Mara Notbusch  
Nina Johnson  
Bob Shields  
Alana Maye  
Susan Perkins  
Andrew LeBlanc  
José Kercadó

## *Distribution*

The Administrator  
 Deputy Administrator  
 Chief of Staff, Office of the Administrator  
 Deputy Chief of Staff for Management, Office of the Administrator  
 Chief Financial Officer  
 Regional Administrator for Region 5  
 Agency Follow-Up Coordinator  
 General Counsel  
 Associate Administrator for Congressional and Intergovernmental Relations  
 Associate Administrator for Public Affairs  
 Deputy Chief Financial Officer  
 Associate Chief Financial Officer  
 Deputy Regional Administrator for Region 5  
 Controller  
 Deputy Controller  
 Associate Deputy Controller  
 Director, Office of Continuous Improvement, Office of the Chief Financial Officer  
 Director, Great Lakes National Program Office, Region 5  
 Director, Office of Regional Operations  
 Director, Office of Budget, Office of the Chief Financial Officer  
 Director, Office of Planning, Analysis and Accountability, Office of the Chief Financial Officer  
 Director, Office of Resource and Information Management, Office of the Chief Financial Officer  
 Director, Office of Technology Solutions, Office of the Chief Financial Officer  
 Director, Accounting and Cost Analysis Division, Office of the Controller  
 Director, Policy, Training, and Accountability Division, Office of the Controller  
 Chief, Management, Integrity, and Accountability Branch; Policy, Training, and Accountability Division,  
     Office of the Controller  
 Director, Research Triangle Park Finance Center, Office of the Chief Financial Officer  
 Director, Cincinnati Finance Center, Office of the Chief Financial Officer  
 Office of Policy OIG Liaison  
 Office of Policy GAO Liaison  
 Audit Follow-Up Coordinator, Office of the Administrator  
 Audit Follow-Up Coordinator, Office of the Chief Financial Officer  
 Audit Liaison, Office of Budget, Office of the Chief Financial Officer  
 Audit Liaison, Office of Technology Solutions, Office of the Chief Financial Officer  
 Audit Follow-Up Coordinator, Region 5



## Whistleblower Protection

U.S. Environmental Protection Agency

*The whistleblower protection coordinator's role is to educate Agency employees about prohibitions against retaliation for protected disclosures and the rights and remedies against retaliation. For more information, please visit the OIG's whistleblower protection [webpage](#).*

### Contact us:



**Congressional Inquiries:** [OIG.CongressionalAffairs@epa.gov](mailto:OIG.CongressionalAffairs@epa.gov)



**Media Inquiries:** [OIG.PublicAffairs@epa.gov](mailto:OIG.PublicAffairs@epa.gov)



**EPA OIG Hotline:** [OIG.Hotline@epa.gov](mailto:OIG.Hotline@epa.gov)



**Web:** [epaoig.gov](http://epaoig.gov)

### Follow us:



**X (formerly Twitter):** [@epaoig](https://twitter.com/epaoig)



**LinkedIn:** [linkedin.com/company/epa-oig](https://linkedin.com/company/epa-oig)



**YouTube:** [youtube.com/epaoig](https://youtube.com/epaoig)



**Instagram:** [@epa.ig.on.ig](https://www.instagram.com/epa.ig.on.ig)



[www.epaoig.gov](http://www.epaoig.gov)

**Section III**  
**Other**  
**Accompanying**  
**Information**



# MANAGEMENT INTEGRITY AND CHALLENGES

## Overview of EPA's Efforts

---

Management challenges and internal control weaknesses represent vulnerabilities in program operations that may impair the EPA's ability to achieve its mission and threaten the agency's safeguards against fraud, waste, abuse, and mismanagement. These areas are identified through internal agency reviews and independent reviews by the EPA's external evaluators, such as the OMB, the Government Accountability Office and EPA's OIG. This section of the AFR discusses in detail two components: 1) key management challenges identified by EPA's OIG, followed by the agency's response and 2) a brief discussion of EPA's progress in addressing its FY 2023 material weaknesses.

Under the FMFIA, all federal agencies must provide reasonable assurance that internal controls are adequate to support the achievement of their intended mission, goals, and objectives. (See Section I, "Management Discussion and Analysis," for the Administrator's Statement of Assurance.) Additionally, agencies must report any material weaknesses identified through internal and/or external reviews and their strategies to remedy the problems. Material weaknesses are vulnerabilities that could significantly impair or threaten fulfillment of the agency's programs or mission. In FY 2023, the EPA did not identify any new material weaknesses. No new material weaknesses were identified by OIG. (See following subsection for a discussion of the EPA's progress in addressing any material weaknesses.)

The agency's senior managers are committed to maintaining effective and efficient internal controls to ensure that program activities are carried out in accordance with agency policy and applicable laws and regulations. The agency will continue to address its remaining weaknesses and report on its progress, as appropriate.



# FY 2023 and FY 2024 TOP MANAGEMENT CHALLENGES

## Office of Inspector General – Identified Top Management Challenges

The Reports Consolidation Act of 2000 requires the OIG to report on the agency’s most serious management and performance challenges, known as the key management challenges. Management challenges represent vulnerabilities in program operations and their susceptibility to fraud, waste, abuse or mismanagement. From the [FY 2023 Top Management Challenges](#) the OIG retained five management challenges and identified two new top management challenge for FY 2024. The table below includes issues the OIG identified as top management challenges facing the EPA and the years in which the OIG identified the challenge.

| OIG-identified key management challenges for the EPA   | FY 2023 | FY 2024 |
|--|---------|---------|
| <b>Mitigating the causes and adapting to the impacts of climate change.</b> The EPA has prioritized addressing climate change as a core aspect of its mission to protect human health and the environment. To do this, the EPA should understand and address the threats posed by climate change.  | •       | •       |
| <b>Integrating and implementing environmental justice.</b> Achieving environmental justice, which remains a whole-of-government focus, will require the EPA to harness agencywide coordination and change its culture to make cross-program decisions that weigh cumulative risks and impacts to the communities that the EPA serves.  | •       | •       |
| <b>Safeguarding the use and disposal of chemicals.</b> The public must be able to depend on the EPA’s ability to identify the risks of using chemicals, including pesticides, and to provide safeguards for and verification of proper disposal, management, or remediation of toxic substances.   | •       | •       |
| <b>Promoting ethical conduct and protecting scientific integrity.</b> The public entrusts the EPA to implement its programs in a fair and impartial manner and to base its decision-making on sound science that is free of inappropriate influence. Failure to adhere to ethical and scientific integrity principles jeopardizes program integrity and could undermine public trust in the EPA.   | •       | •       |
| <b>Managing grants, contracts, and data systems.</b> The influx of \$100 billion in supplemental appropriations to fund EPA programs under the Infrastructure Investment and Jobs Act and Inflation Reduction Act increases the risk of fraud, waste, abuse, and noncompliance with funding requirements. Effective management of grants, contracts, and related data is critical to reducing these risks.   |         | •       |
| <b>Maximizing compliance with environmental laws and regulations.</b> The EPA’s enforcement resources have declined 23 percent from fiscal year 2006 through 2023. This, along with variability in permitting, management of delegated state programs, and incorporation of environmental justice concerns, presents challenges to maximizing compliance and enforcement actions.  | •       | •       |
| <b>Overseeing, protecting, and investing in water and wastewater systems.</b> The EPA has oversight responsibility for strengthening and securing the cyber and physical infrastructure at tens of thousands of public drinking water systems and publicly owned wastewater treatment systems. This critical infrastructure faces various threats from cyberattack, theft, vandalism, and other risks that can affect public health and leave communities vulnerable to the loss of clean water. |         | •       |



# At a Glance

## The EPA's Fiscal Year 2024 Top Management Challenges

### What Are Management

The Reports Consolidation Act of 2000 requires each inspector general to prepare an annual statement summarizing what the inspector general considers to be “the most serious management and performance challenges facing the agency” and briefly assessing the agency’s progress in addressing those challenges.

To identify these top challenges for fiscal year 2024, the U.S. Environmental Protection Agency Office of Inspector General considered the body of our work, as well as our objective and professional observations, work conducted by the U.S. Government Accountability Office, Congress’s interests, and Agency documentation and statements.

Our [report EPA’s Fiscal Year 2023 Top Management Challenges](#), published October 2022, identified eight top management challenges facing the Agency. For fiscal year 2024, we retained five of these challenges, with some modifications, and we substantially revised the others, combining them into two challenges. In total, we identified seven top management challenges.

Address inquiries to our public affairs office at (202) 566-2391 or [OIG.PublicAffairs@epa.gov](mailto:OIG.PublicAffairs@epa.gov).

[List of OIG reports.](#)

### What We Found

We identified seven top management challenges for the EPA for fiscal year 2024:

- 1. Mitigating the causes and adapting to the impacts of climate change.** The EPA has prioritized addressing climate change as a core aspect of its mission to protect human health and the environment. To do this, the EPA should understand and address the threats posed by climate change.
- 2. Integrating and implementing environmental justice.** Achieving environmental justice, which remains a whole-of-government focus, will require the EPA to harness agencywide coordination and change its culture to make cross-program decisions that weigh cumulative risks and impacts to the communities that the EPA serves.
- 3. Safeguarding the use and disposal of chemicals.** The public must be able to depend on the EPA’s ability to identify the risks of using chemicals, including pesticides, and to provide safeguards for and verification of proper disposal, management, or remediation of toxic substances.
- 4. Promoting ethical conduct and protecting scientific integrity.** The public entrusts the EPA to implement its programs in a fair and impartial manner and to base its decision-making on sound science that is free of inappropriate influence. Failure to adhere to ethical and scientific integrity principles jeopardizes program integrity and could undermine public trust in the EPA.
- 5. Managing grants, contracts, and data systems.** The influx of \$100 billion in supplemental appropriations to fund EPA programs under the Infrastructure Investment and Jobs Act and Inflation Reduction Act increases the risk of fraud, waste, abuse, and noncompliance with funding requirements. Effective management of grants, contracts, and related data is critical to reducing these risks.
- 6. Maximizing compliance with environmental laws and regulations.** The EPA’s enforcement resources have declined 23 percent from fiscal year 2006 through 2023. This, along with variability in permitting, management of delegated state programs, and incorporation of environmental justice concerns, present challenges to maximizing compliance and enforcement actions.
- 7. Overseeing, protecting, and investing in water and wastewater systems.** The EPA has oversight responsibility for strengthening and securing the cyber and physical infrastructure at tens of thousands of public drinking water systems and publicly owned wastewater treatment systems. This critical infrastructure faces various threats from cyberattack, theft, vandalism, and other risks that can affect public health and leave communities vulnerable to the loss of clean water.

We have identified these as the most serious management and performance challenges facing the EPA. They represent vulnerabilities to waste, fraud, abuse, and mismanagement, or the most significant challenges to the EPA accomplishing its mission.

## **Agency Response to Office of Inspector General – Identified Top Management Challenges**

The Office of the Inspector General transmitted the final “EPA’s FY 2024 Top Management Challenges” report on November 15, 2023. The agency plans to review the revised final and prepare a response, which will be separately transmitted no later than 30 days from the issuance of this report.

## Summary of Financial Statement Audit

|                                  |                          |            |                 |                     |                       |
|----------------------------------|--------------------------|------------|-----------------|---------------------|-----------------------|
| <b>Audit Opinion</b>             | Unmodified               |            |                 |                     |                       |
| <b>Restatement</b>               | Yes                      |            |                 |                     |                       |
|                                  |                          |            |                 |                     |                       |
| <b>Material Weaknesses</b>       | <b>Beginning Balance</b> | <b>New</b> | <b>Resolved</b> | <b>Consolidated</b> | <b>Ending Balance</b> |
|                                  | 0                        | 0          | 0               | 0                   | 0                     |
| <i>Total Material Weaknesses</i> | 0                        | 0          | 0               | 0                   | 0                     |

## Summary of Management Assurances

| Effectiveness of Internal Control Over Financial Reporting (FMFIA § 2) |                          |            |                 |                     |                   |                       |
|--|--------------------------|------------|-----------------|---------------------|-------------------|-----------------------|
| <b>Statement of Assurance</b>  | Unmodified               |            |                 |                     |                   |                       |
|  |                          |            |                 |                     |                   |                       |
| <b>Material Weaknesses</b>   | <b>Beginning Balance</b> | <b>New</b> | <b>Resolved</b> | <b>Consolidated</b> | <b>Reassessed</b> | <b>Ending Balance</b> |
|  | 0                        | 0          | 0               | 0                   | 0                 | 0                     |
| <i>Total Material Weaknesses</i>                                       | 0                        | 0          | 0               | 0                   | 0                 | 0                     |

| Effectiveness of Internal Control Over Operations (FMFIA § 2) |                          |            |                 |                     |                   |                       |
|---|--------------------------|------------|-----------------|---------------------|-------------------|-----------------------|
| <b>Statement of Assurance</b>                                 | Unmodified               |            |                 |                     |                   |                       |
|   |                          |            |                 |                     |                   |                       |
| <b>Material Weaknesses</b>                                    | <b>Beginning Balance</b> | <b>New</b> | <b>Resolved</b> | <b>Consolidated</b> | <b>Reassessed</b> | <b>Ending Balance</b> |
|   | 0                        | 0          | 0               | 0                   | 0                 | 0                     |
| <i>Total Material Weaknesses</i>                              | 0                        | 0          | 0               | 0                   | 0                 | 0                     |

| Conformance With Financial Management System Requirements (FMFIA § 4) |   |            |                 |                     |                   |                       |
|---|---|------------|-----------------|---------------------|-------------------|-----------------------|
| <b>Statement of Assurance</b>   | Systems Conform to Financial Management Systems Requirement |            |                 |                     |                   |                       |
|   |   |            |                 |                     |                   |                       |
| <b>Non-Conformances</b>   | <b>Beginning Balance</b>                                    | <b>New</b> | <b>Resolved</b> | <b>Consolidated</b> | <b>Reassessed</b> | <b>Ending Balance</b> |
| <i>Total Non-Conformances</i>   | 0   | 0          | 0               | 0                   | 0                 | 0                     |

| Compliance With FFMIA         |  |  |
|-------------------------------|--|--|
|                               | <b>Agency</b>                            | <b>Auditor</b>                           |
| 1. System Requirement         | No lack of substantial compliance noted. | No lack of substantial compliance noted. |
| 2. Accounting Standards       | No lack of substantial compliance noted. | No lack of substantial compliance noted. |
| 3. USSGL at Transaction Level | No lack of substantial compliance noted. | No lack of substantial compliance noted. |

# PAYMENT INTEGRITY

## I. Payment Reporting

---

The Payment Integrity Information Act of 2019 requires executive branch agencies to review all programs and activities annually, identify those that may be susceptible to significant improper payments and report the results of their improper payment activities to the President and Congress through their annual Agency Financial Report or Performance and Accountability Report. PIIA further requires each agency's OIG to determine if their agencies programs or activities are compliant with the statute.

The EPA is dedicated to reducing fraud, waste, and abuse and presents the following improper payment information in accordance with PIIA; OMB guidance found in Circular A-123, Appendix C, *Requirements for Payment Integrity Improvement*; and the reporting requirements contained in OMB Circular A-136, *Financial Reporting Requirements*. The OMB implementing guidance directs federal agencies to take the following steps:

- 1) Review all programs and activities at least once every three years to identify those that are susceptible to significant improper payments, defined as gross annual improper payments exceeding the "statutory threshold" of either (a) both 1.5 percent of program outlays and \$10 million of estimated improper payments or (b) \$100 million of estimated improper payments (regardless of the rate).
- 2) Obtain a statistically valid estimate of the annual amounts of improper payments in programs identified as susceptible to significant improper payments.
- 3) Implement a plan to reduce improper payments in these programs.
- 4) Report the annual amount of each program's overpayments and recoveries.

An improper payment is defined as any payment that should not have been made or that was made in an incorrect amount, including an overpayment or underpayment, under a statutory, contractual, administrative, or other legally applicable requirements. It includes any payment to an ineligible recipient; any payment for an ineligible good or service; any duplicate payment; any payment for a good or service not received, except for those payments where authorized by law; and any payment that does not account for credit for applicable discounts. Further, the term "payment for an ineligible good or service" includes a payment for any good or service that is rejected under any provision of any contract, grant, lease, cooperative agreement, or other funding mechanism.

The term "payment" means any transfer or commitment for future transfer of federal funds such as cash, securities, loans, loan guarantees, and insurance subsidies to any non-federal person or entity or a federal employee, that is made by a federal agency, a federal contractor, a federal grantee, or a governmental or other organization administering a federal program or activity.

As described in Appendix C of OMB Circular A-123 all programs<sup>3</sup> with annual outlays over \$10,000,000 will fall into one of two possible classifications: Phase 1 Programs that are not likely to have an annual amount of improper payments (IPs) above the statutory threshold. If a program in Phase 1 determines that it is likely to annually make IPs above the statutory threshold, then the program will move into Phase 2 the following year. Once in Phase 2 a program will need to develop and implement a corrective action plan and obtain a statistically valid estimate of the annual amounts of improper payments in that program. Programs in Phase 2 that exceed \$100 million of estimated improper payments are also designated as High-Priority Programs. High-Priority Programs will have additional quarterly reporting requirements.

---

<sup>3</sup> A-123 Appendix C defines Program to include activities or sets of activities administered by the head of the agency. The term "program" in this guidance implies "program or activity." The agency is authorized to determine the most appropriate grouping of activities to create a "program" for purposes of this guidance. The EPA refers to its sets of activities as "Payment Streams".

## ***OIG Determination of the EPA’s Compliance with the Payment Integrity Information Act***

In its most recent report<sup>4</sup> the Office of Inspector General determined the EPA was compliant with the PIIA and related OMB guidance for its FY 2022 reporting. In addition, the report did not contain any findings or recommendations for the agency. However, the OIG reiterated that the EPA still must complete corrective actions to meet the intent of two prior-year recommendations<sup>5</sup>. Those recommendations asked that the agency update its SOP for conducting risk assessments and to conduct an off-cycle risk assessment of its payment streams. The OIG report noted EPA had provided an updated Risk Assessment SOP and that the agency would be completing its off-cycle risk assessments by November 2023 which they would review during their next compliance audit.

### ***Summary of Current Risk Levels in EPA programs***

In FY 2023, the EPA completed qualitative risk assessments on the nine programs that have annual outlays exceeding \$10 million. Those programs are Commodities, Contracts, Clean Water State Revolving Fund (CWSRF), Drinking Water State Revolving Fund (DWSRF), Payroll, Purchase cards, Travel, Water Infrastructure Finance and Innovation Act (WIFIA) payment streams. The risk assessments determined that 8 of the 9 payment streams assessed are not likely to be susceptible to significant improper payments. Based upon the results of the agency’s qualitative risk assessments, the Grants program is considered likely to be susceptible to significant improper payments. None of the EPA’s payment streams are deemed a High-Priority program. The table below shows a summary of EPA payment streams and their susceptibility to significant improper payments.

| <b>Table 1: Risk Level</b> |  |  |
|----------------------------|--|--|
| <b>Payment Stream</b>      | <b>Not likely to be Susceptible to Significant IPs</b> | <b>Likely to be Susceptible to Significant IPs</b> |
| Commodities                | X  |  |
| Contracts                  | X  |  |
| CWSRF                      | X  |  |
| DWSRF                      | X  |  |
| Grants                     |  | X  |
| Payroll                    | X  |  |
| Purchase Cards             | X  |  |
| Travel                     | X  |  |
| WIFIA                      | X  |  |

## **II. Risk Assessments**

---

Federal agencies are required to conduct risk assessments of their programs or activities to determine whether they are susceptible to significant improper payments. PIIA requires risk assessments to be conducted at least once every three years for programs that are not deemed susceptible to significant improper payments, unless otherwise recommended by their respective Office of Inspector General.

A quantitative risk assessment may consist of a true statistical sample or a non-statistical assessment where a subset of the population is sampled non-randomly, for which the ratio of improper payments is projected to the annual outlays. A qualitative risk assessment is an evaluation of risk factors that could contribute to the occurrence of significant improper payments EPA utilizes both qualitative and

---

<sup>4</sup> *The EPA Complied with the Payment Integrity Information Act for Fiscal Year 2022 Report No. 23-P-0017*; May 16, 2023.

<sup>5</sup> See the *EPA Inspector General Memorandum, Response to Planned Corrective Actions for Office of Inspector General Report No. 22-P-0050, The EPA Was Not Compliant with the Payment Integrity Information Act for Fiscal Year 2021*, issued June 27, 2022, issued.

quantitative methods to assess the risk of improper payments in its payment streams.

The qualitative risk assessments consist of a questionnaire designed to provide the payment streams with a tool for self-evaluation of these risk factors in consideration of their existing internal controls. The risk factors based upon OMB Circular A-123, Appendix C guidance and assess:

- 1) Whether the program reviewed is new to the agency;
- 2) The complexity of the program reviewed;
- 3) The volume of payments made through the program reviewed;
- 4) Whether payments or payment eligibility decisions are made outside of the agency, such as by a State or local government;
- 5) Recent major changes in program funding, authorities, practices, or procedures;
- 6) The level, experience, and quality of training for personnel responsible for making program eligibility determinations or certifying that payments are accurate;
- 7) Significant deficiencies in the audit report or other relevant management findings of the agency that might hinder accurate payment certification;
- 8) Similarities (a combination of outlays, mission, payment process, etc.) to other programs that have reported IP and Unknown Payment (UP) estimates or been deemed susceptible to significant IPs;
- 9) The accuracy and reliability of IP and UP estimates previously reported for the program, or other indicator of potential susceptibility to IPs and UPs identified by the OIG of the executive agency, the Government Accountability Office, other audits performed by or on behalf of the Federal, State, or local government, disclosures by the executive agency, or any other means;
- 10) Whether the program lacks information or data systems to confirm eligibility or provide for other payment integrity needs; and
- 11) The risk of fraud as assessed by the agency under the Standards for Internal Control in the Federal Government published by the Government Accountability Office (commonly known as the 'Green Book').

Directions for completion of the qualitative risk assessment are provided to the program managers of each payment stream, and responses are supported with a brief narrative and supporting documentation. Upon completion, the OCFO tabulates a scorecard providing an overall risk rating for each payment stream on a scale of 1 to 5. A score of 1 indicates a very low susceptibility to significant improper payments, and a score of 5 indicates a very high susceptibility to significant improper payments.

Payment streams considered susceptible to significant improper payments must undergo a statistical sampling transaction review during the next fiscal year. As a result of the Grants payment stream being considered susceptible to significant improper payments, the EPA will conduct a grants transaction review in FY 2024. The results of this review will be discussed in the EPA's FY 2024 AFR.

### III. Recoveries of Improper Payments

PIIA requires agencies to conduct payment recapture audit reviews in any program expending more than \$1 million annually. The low dollar value of improper payments recovered by an external payment recapture auditor resulted in an effort that was not cost-effective for the agency or the contractor. As a result, the EPA no longer uses a payment recapture audit firm to conduct formal payment recapture audits.

Nevertheless, the agency performs overpayment recovery activities internally, leveraging the work of agency employees and agency resources. As part of this process, each payment stream is routinely monitored to assure the effectiveness of internal controls and identify issues that could give rise to overpayments. The agency’s payment review and recovery activities are part of its overall program of internal control over disbursements, which includes establishing and assessing internal controls to prevent improper payments, reviewing disbursements, assessing root causes of error, developing corrective action plans where appropriate, and tracking the recovery of overpayments.

Table 3 quantifies the results of the agency’s efforts to identify and recapture overpayments across all payment streams. Additional details are located on the website <https://paymentaccuracy.gov/>.

| <b>Table 3: Overpayment Recovered Outside of Payment Recapture Audits <sup>(1)</sup></b><br><i>(\$ in millions)</i>   |  |   |
|---|--|---|
| <b>Program</b>  | <b>Amount Identified in<br/>FY 2023 <sup>(2)</sup></b> | <b>Amount Recovered in<br/>FY 2023 <sup>(2)</sup></b> |
| Commodities <sup>(3)</sup>  | 0.300  | 0.300   |
| Contracts <sup>(3)</sup>  | 0.146  | 0.146   |
| CWSRF   | 0.338  | 0.334   |
| DWSRF   | 0.006  | 0.000   |
| Grants  | 2.060  | 1.982   |
| Payroll <sup>(4)</sup>  | 0.889  | 0.773   |
| Purchase Cards <sup>(5)</sup>   | 0.000  | 0.000   |
| Travel  | 0.023  | 0.021   |
| WIFIA   | 0.000  | 0.000   |
| Other <sup>(6)</sup>  | 0.002  | 0.000   |
| <b>Total</b>  | <b>3.764</b>   | <b>3.556</b>  |
| <b>Agencywide Recapture Rate – 94.5%</b>  |  |   |
| <p>1) The amounts displayed in this table were identified and recovered using a variety of means available to the Agency.</p> <p>2) The Amount Recovered can include overpayments identified in prior fiscal years (as well as from the current fiscal year) but residual repayments were only received in FY 2023. This can lead to payment stream fiscal year recapture rates of greater than 100%.</p> <p>3) The amounts for contracts and commodities do not include lost discounts, which are considered improper payments but uncollectible.</p> <p>4) Payroll consists of salary, benefits, and awards. The amount of improper payments can be overstated if this figure also includes adjustments to pay (factors impacting changes include: changes to employee grade/step and health plans may lag bi-weekly payroll payments).</p> <p>5) Purchase cards and WIFIA programs did not identify any improper payments during FY 2023. However, EPA is required to list all payment streams in Table 3: Overpayment Recovered Outside of Payment Recapture Audits.</p> <p>6) “Other” consists of improper payments identified either by audits, or by criminal, civil, and administrative case investigations, closed out during FY 2023. Repayments can, and often do, take several years to complete.</p> |  |   |

The following information summarizes the actions and methods used by the agency to prevent and recoup overpayments, a justification of any overpayments determined not to be collectible, and any conditions giving rise to improper payments and how those conditions are being resolved.



## **A) Commodities and Contracts**

Neither payment stream is susceptible to significant improper payments. Given the historically low percentage of improper payments in commodities and contracts, the agency relies on its internal review process to detect and recover overpayments. The agency produces monthly reports for each payment stream and uses these reports as its primary tool for tracking and resolving improper payments. These reports identify the number and dollar amount of improper payments, the source and reason for the improper payment, the number of preventive reviews conducted, and the value of recoveries.

The commercial payments are subject to financial review, invoice approval, and payment certification. Since all commercial payments are subject to rigorous internal controls, the agency relies upon its system of internal controls to minimize errors. Below is a summary of the internal controls in place over the agency's commercial invoice payment process.

The payment processing cycle requires that all invoices be subjected to rigorous review and approval by separate entities. Steps taken to ensure payment accuracy and validity, which serve to prevent improper payments, include 1) the Research Triangle Park Finance Center's review for adequate funding and proper invoice acceptance; 2) comprehensive system edits to guard against duplicate payments, exceeding ceiling cost and fees, billing against incorrect period of performance dates, and payment to wrong vendor; 3) electronic submission of the invoice to Project Officers and Approving Officials for validation of proper receipt of goods and services, period of performance dates, labor rates, and appropriateness of payment, citing disallowances or disapprovals of costs if appropriate; and 4) review by the RTP Finance Center of suspensions and disallowances, if taken, prior to the final payment certification for the Treasury processing. Additional preventive reviews are performed by the RTP Finance Center on all credit and re-submitted invoices. Furthermore, the EPA Contracting Officers perform annual reviews of invoices on each contract they administer, and DCAA audits are performed on cost-reimbursable contracts at the request of the agency.

Vendors doing business with federal agencies occasionally offer discounts when invoices are paid in full and within the specified discount period (e.g., within 10 days of billing). The EPA makes its best effort to take all discounts, as they represent a form of savings to the agency. However, there are valid reasons for which it is not feasible to take every discount that is offered, including: 1) an insufficient discount period to process a discount offer, such as a discount offer in which the required processing time for payment exceeds the number of days of the offer; and 2) a situation in which it is not economically advantageous to take the discount. Specifically, if the discount rate exceeds the Treasury's current value of funds rate, taking the discount saves the government money, so the discount is accepted by paying the invoice early. However, if the discount rate is less than the current value of funds rate, taking the discount is not cost-effective for the government, so the discount is rejected, and the invoice is paid as close to the payment due date as possible. For FY 2023 reporting, improper payments stemming from lost discounts totaled just under \$8,000 for commodities and contracts combined.

Improper payments can result from typographical errors, payments to incorrect vendors, duplicate payments, or lost discounts. Numerous training sessions have been conducted, and standard operating procedures have been updated to ensure the most current processes are properly documented. Any significant changes in policy or procedures are communicated in a timely manner. Despite the agency's best efforts to collect all overpayments, some overpayments are not recoverable. For example, lost discounts can result when the agency is unable to pay an invoice within the specified time by the vendor. While reported as improper payments, lost discounts are not recoverable and are excluded from the recovery percentage for both contracts and commodities.

## **B) Clean and Drinking Water State Revolving Funds**

Neither of the State Revolving Funds (SRFs) are susceptible to significant improper payments. Quarterly, the agency holds compliance training sessions in various areas of the country that are attended by local, state, and EPA regional officials as well operators of the water treatment facilities. Further, EPA Regional offices supported by headquarters staff conduct mandatory annual reviews of all state SRF programs to identify and recover improper payments. This process is aided by using checklists developed by

headquarters staff. Included in the checklist are questions about potential improper payments which the regions discuss with the state SRF staff during the reviews. Errors in the SRFs most often arise from duplicate payments, funds drawn from the wrong account, incorrect proportionality used for drawing federal funds, ineligible expenses, transcription errors, or inadequate cost documentation. Many of the payment errors are immediately corrected by the state or are resolved by adjusting a subsequent cash draw. For issues requiring more detailed analysis, the state provides the agency with a plan for resolving the improper payments and reaches an agreement on the planned course of action. The agreement is described in the EPA's Program Evaluation Report, and the agency follows up with the state to ensure compliance.

### **C) Grants**

In FY2023, Grants were determined likely to be susceptible to significant improper payments. Therefore, the EPA will undertake a statistical sampling in FY 2024 as required by OMB Guidance<sup>6</sup>. For the agency's Grants payment stream, overpayments principally consist of unallowable costs or lack of supporting documentation. When overpayments arise, the EPA seeks to recover them either by establishing a receivable and collecting money from the recipient or by offsetting future payment requests. The agency follows established debt collection procedures to recapture overpayments.

The EPA identifies overpayments in Grants both through statistical sampling and through non-statistical means. Included in the agency's non-statistical activity, transaction testing of active grant recipients is conducted as a part of Advanced Administrative Monitoring reviews. Recipients selected for non-statistical reviews are chosen based on the results of risk assessments performed by Grants Management Officers. Using a standard protocol, an onsite or desk review is performed, and each recipient's administrative and financial management controls are examined. The reviews include an analysis of the recipient's administrative policies and procedures and the testing of a judgmental sample of three non-consecutive draws.

The agency follows established processes for evaluating questioned costs, validating, or disallowing costs where appropriate, and seeking the recovery of any sustained overpayments. The EPA also identifies improper payments originating from enforcement actions, grant adjustments, and recipient overdraws. Grant adjustments arise when a recipient must return any unexpended drawn amounts prior to close out of the grant. Recipient overdraws occur when funds are erroneously drawn in advance of immediate cash needs, and the recipient is directed to repay the funds while also being reminded of the immediate cash needs rule. Depending on the type of error, improper payment information is tracked by the Office of the Controller and the Office of Grants and Debarment, and the records of each are reconciled to ensure complete and accurate reporting.

The EPA also seeks to prevent improper payments. Prior to the issuance of a grant award, the OGD's Compliance Team conduct pre-award certification of non-profit recipients that receive awards more than \$200,000 to ensure their written policies and procedures specify acceptable internal controls for safeguarding federal funds. Re-certifications are conducted every four years. Grants Management Officers concur on all certifications. The GMOs are also required to ensure that recipients are not listed in the Excluded Parties List System within the System for Award Management. The EPA conducts annual baseline monitoring reviews of all recipients to ensure overall compliance with assistance agreement terms and conditions, as well as all applicable federal regulations. If determined to be necessary, recipients can be placed on a reimbursement payment plan which requires submission of cost documentation (receipts, invoices, etc.) for review and approval prior to receiving reimbursement.

---

<sup>6</sup> See Circular A-123, Appendix C, *Requirements for Payment Integrity Improvement*

## **D) Payroll**

The agency's payroll is not susceptible to significant improper payments. Payroll is a largely automated process driven by the submission of employee time and attendance records and personnel actions. In-service debt can arise for a variety of reasons during the period of employment. When in-service debt arises, the employee is notified of the debt, given the right to dispute the debt, provided payment options, and an account receivable is recorded by the agency's shared service payroll provider, the Interior Business Center. Debts are typically recovered through payroll deductions in subsequent pay periods.

Out-of-service debt can arise when an employee leaves the agency and owes funds back to the EPA following separation. The EPA establishes the debt and tracks recovery status. A small portion of the EPA's out-of-service debt was uncollectible due to the separating employee retiring on disability. For both in-service and out-of-service debt, recoveries are actively pursued by following established debt collection procedures.

## **E) Purchase Cards**

The purchase card program is not susceptible to significant improper payments, and no improper payments were identified in FY 2023. Approving Officials and Cardholders are required to complete the GSA Purchase Card Training, as well as complete the EPA Supplemental Purchase Card and Convenience Check Training. To prevent potential problems, Approving Officials and Cardholders ensure that all items have been received and services rendered prior to allocating funds. Reports are generated from the bank vendor system for review to identify instances of misuse and potential fraud.

## **F) Travel**

Travel is not susceptible to significant improper payments. For travel, improper payments can include ineligible expenses and insufficient or missing supporting documentation. When an overpayment is identified for travel, the Agency establishes a receivable, and existing procedures are followed to ensure prompt recovery.

## **IV. Agency Improvement of Payment Accuracy with the Do Not Pay Initiative**

---

PIIA requires federal agencies to implement the Do Not Pay initiative, a government-wide solution designed to prevent payment errors and detect waste, fraud, and abuse in programs administered by the federal government. The EPA's payments are screened by the US Treasury's DNP working system to detect improper payments. The Treasury analyzes each agency's payments and provides a monthly report itemizing any payments that were made to potentially ineligible recipients. Potential matches are identified when the name of an agency's payee matches the name of an individual or entity listed in federal data sources contained in the Treasury's DNP working system.

In FY 2023, the Treasury screened the EPA payments through the following DNP data sources on a post-payment basis: the Social Security Administration's Death Master File and the General Services Administration's System for Award Management Exclusion List. In FY 2023, a total of 226,737 EPA payments worth \$3.76 billion were screened, with no improper payments identified.

The EPA's Payment Integrity Program is supported by two other US Treasury screening tools, the Automated Standard Application for Payments and the Offset Program, to support its Payment Integrity work. Under this process 55,363 EPA payments totaling \$ 5.5 billion were made using ASAP, including having ASAP's grantee listing is monitored by the Treasury.

In addition, the agency payments are routinely monitored by the Treasury Offset Program, which offsets federal payments to recipients with delinquent federal nontax debt. These different tools provide a valuable external check of the agency's payment integrity.

# CIVIL MONETARY PENALTY ADJUSTMENT FOR INFLATION

## Report on Inflationary Adjustments to Civil Monetary Penalties

Pursuant to the [Federal Civil Penalties Inflation Adjustment Act Improvements Act of 2015](#), EPA and other federal agencies are required to adjust their maximum and minimum statutory civil penalty amounts by January 15 each year to account for inflation. In accordance with this requirement, EPA promulgated the [Civil Monetary Penalty Inflation Adjustment Rule](#) (Rule) on January 6, 2023, which became effective the same day. For details on this Rule, see 88 Fed. Reg. 986-990, codified in Table 1 of [40 CFR § 19.4](#). EPA will amend 40 CFR § 19.4 by January 15, 2024, to reflect changes in inflation since the last adjustment.

### Current Statutory Maximum/Minimum Civil Penalties under EPA’s 2023 Civil Monetary Penalty Inflation Adjustment Rule

| U.S. Code Citation          | Environmental statute                                       | Year statutory penalty authority was enacted | Latest year of adjustment (via statute or regulation) | Statutory civil penalties for violations that occurred after November 2, 2015, where penalties are assessed on or after January 6, 2023 |
|-----------------------------|---|--|---|---|
| 7 U.S.C. 136l.(a)(1)        | FEDERAL INSECTICIDE, FUNGICIDE, AND RODENTICIDE ACT (FIFRA) | 1972   | 2023  | \$23,494  |
| 7 U.S.C. 136l.(a)(2)        | FIFRA   | 1972   | 2023  | \$3,446   |
| 7 U.S.C. 136l.(a)(2)        | FIFRA   | 1978   | 2023  | \$3,446/\$2,221   |
| 15 U.S.C. 2615(a)(1)        | TOXIC SUBSTANCES CONTROL ACT (TSCA)                         | 2016   | 2023  | \$46,989  |
| 15 U.S.C. 2647(a)           | TSCA  | 1986   | 2023  | \$13,508  |
| 15 U.S.C. 2647(g)           | TSCA  | 1990   | 2023  | \$11,162  |
| 31 U.S.C. 3802(a)(1)        | PROGRAM FRAUD CIVIL REMEDIES ACT (PFCRA)                    | 1986   | 2023  | \$13,508  |
| 31 U.S.C. 3802(a)(2)        | PFCRA   | 1986   | 2023  | \$13,508  |
| 33 U.S.C. 1319(d)           | CLEAN WATER ACT (CWA)                                       | 1987   | 2023  | \$64,618  |
| 33 U.S.C. 1319(g)(2)(A)     | CWA   | 1987   | 2023  | \$25,847/\$64,618   |
| 33 U.S.C. 1319(g)(2)(B)     | CWA   | 1987   | 2023  | \$25,847/\$323,081  |
| 33 U.S.C. 1321(b)(6)(B)(i)  | CWA   | 1990   | 2023  | \$22,324/\$55,808   |
| 33 U.S.C. 1321(b)(6)(B)(ii) | CWA   | 1990   | 2023  | \$22,324/\$279,036  |
| 33 U.S.C. 1321(b)(7)(A)     | CWA   | 1990   | 2023  | \$55,808/\$2,232  |
| 33 U.S.C. 1321(b)(7)(B)     | CWA   | 1990   | 2023  | \$55,808  |
| 33 U.S.C. 1321(b)(7)(C)     | CWA   | 1990   | 2023  | \$55,808  |

| U.S. Code Citation                      | Environmental statute                                    | Year statutory penalty authority was enacted | Latest year of adjustment (via statute or regulation) | Statutory civil penalties for violations that occurred after November 2, 2015, where penalties are assessed on or after January 6, 2023 |
|---|--|--|---|---|
| 33 U.S.C. 1321(b)(7)(D)                 | CWA  | 1990   | 2023  | \$223,229/\$6,696   |
| 33 U.S.C. 1414b(d)(1)                   | MARINE PROTECTION, RESEARCH, AND SANCTUARIES ACT (MPRSA) | 1988   | 2023  | \$1,487   |
| 33 U.S.C. 1415(a)                       | MPRSA  | 1972   | 2023  | \$234,936/\$309,909   |
| 33 U.S.C. 1901 note (see 1409(a)(2)(A)) | CERTAIN ALASKAN CRUISE SHIP OPERATIONS (CACSO)           | 2000   | 2023  | \$17,128/\$42,818   |
| 33 U.S.C. 1901 note (see 1409(a)(2)(B)) | CACSO  | 2000   | 2023  | \$17,128/\$214,087  |
| 33 U.S.C. 1901 note (see 1409(b)(1))    | CACSO  | 2000   | 2023  | \$42,818  |
| 33 U.S.C. 1908(b)(1)                    | ACT TO PREVENT POLLUTION FROM SHIPS (APPS)               | 1980   | 2023  | \$87,855  |
| 33 U.S.C. 1908(b)(2)                    | APPS   | 1980   | 2023  | \$17,570  |
| 42 U.S.C. 300g-3(b)                     | SAFE DRINKING WATER ACT (SDWA)                           | 1986   | 2023  | \$67,544  |
| 42 U.S.C. 300g-3(g)(3)(A)               | SDWA   | 1986   | 2023  | \$67,544  |
| 42 U.S.C. 300g-3(g)(3)(B)               | SDWA   | 1986/1996                                    | 2023  | \$13,508/\$47,061   |
| 42 U.S.C. 300g-3(g)(3)(C)               | SDWA   | 1996   | 2023  | \$47,061  |
| 42 U.S.C. 300h-2(b)(1)                  | SDWA   | 1986   | 2023  | \$67,544  |
| 42 U.S.C. 300h-2(c)(1)                  | SDWA   | 1986   | 2023  | \$27,018/\$337,725  |
| 42 U.S.C. 300h-2(c)(2)                  | SDWA   | 1986   | 2023  | \$13,508/\$337,725  |
| 42 U.S.C. 300h-3(c)                     | SDWA   | 1974   | 2023  | \$23,494/\$50,120   |
| 42 U.S.C. 300i(b)                       | SDWA   | 1996   | 2023  | \$28,239  |
| 42 U.S.C. 300i-1(c)                     | SDWA   | 2002   | 2023  | \$164,373/\$1,643,738   |
| 42 U.S.C. 300j(e)(2)                    | SDWA   | 1974   | 2023  | \$11,746  |
| 42 U.S.C. 300j-4(c)                     | SDWA   | 1986   | 2023  | \$67,544  |
| 42 U.S.C. 300j-6(b)(2)                  | SDWA   | 1996   | 2023  | \$47,061  |
| 42 U.S.C. 300j-23(d)                    | SDWA   | 1988   | 2023  | \$12,397/\$123,965  |

| U.S. Code Citation       | Environmental statute  | Year statutory penalty authority was enacted | Latest year of adjustment (via statute or regulation) | Statutory civil penalties for violations that occurred after November 2, 2015, where penalties are assessed on or after January 6, 2023 |
|--------------------------|--|--|---|---|
| 42 U.S.C. 4852d(b)(5)    | RESIDENTIAL LEAD-BASED PAINT HAZARD REDUCTION ACT OF 1992                      | 1992   | 2023  | \$21,018  |
| 42 U.S.C. 4910(a)(2)     | NOISE CONTROL ACT OF 1972  | 1978   | 2023  | \$44,411  |
| 42 U.S.C. 6928(a)(3)     | RESOURCE CONSERVATION AND RECOVERY ACT (RCRA)                                  | 1976   | 2023  | \$117,468   |
| 42 U.S.C. 6928(c)        | RCRA   | 1984   | 2023  | \$70,752  |
| 42 U.S.C. 6928(g)        | RCRA   | 1980   | 2023  | \$87,855  |
| 42 U.S.C. 6928(h)(2)     | RCRA   | 1984   | 2023  | \$70,752  |
| 42 U.S.C. 6934(e)        | RCRA   | 1980   | 2023  | \$17,570  |
| 42 U.S.C. 6973(b)        | RCRA   | 1980   | 2023  | \$17,570  |
| 42 U.S.C. 6991e(a)(3)    | RCRA   | 1984   | 2023  | \$70,752  |
| 42 U.S.C. 6991e(d)(1)    | RCRA   | 1984   | 2023  | \$28,304  |
| 42 U.S.C. 6991e(d)(2)    | RCRA   | 1984   | 2023  | \$28,304  |
| 42 U.S.C. 7413(b)        | CLEAN AIR ACT (CAA)  | 1977   | 2023  | \$117,468   |
| 42 U.S.C. 7413(d)(1)     | CAA  | 1990   | 2023  | \$55,808/\$446,456  |
| 42 U.S.C. 7413(d)(3)     | CAA  | 1990   | 2023  | \$11,162  |
| 42 U.S.C. 7524(a)        | CAA  | 1990   | 2023  | \$55,808/\$5,580  |
| 42 U.S.C. 7524(c)(1)     | CAA  | 1990   | 2023  | \$446,456   |
| 42 U.S.C. 7545(d)(1)     | CAA  | 1990   | 2023  | \$55,808  |
| 42 U.S.C. 9604(e)(5)(B)  | COMPREHENSIVE ENVIRONMENTAL RESPONSE, COMPENSATION, AND LIABILITY ACT (CERCLA) | 1986   | 2023  | \$67,544  |
| 42 U.S.C. 9606(b)(1)     | CERCLA   | 1986   | 2023  | \$67,544  |
| 42 U.S.C. 9609(a)(1)     | CERCLA   | 1986   | 2023  | \$67,544  |
| 42 U.S.C. 9609(b)        | CERCLA   | 1986   | 2023  | \$67,544/\$202,635  |
| 42 U.S.C. 9609(c)        | CERCLA   | 1986   | 2023  | \$67,544/\$202,635  |
| 42 U.S.C. 11045(a)       | EMERGENCY PLANNING AND COMMUNITY RIGHT-TO-KNOW ACT (EPCRA)                     | 1986   | 2023  | \$67,544  |
| 42 U.S.C. 11045(b)(1)(A) | EPCRA  | 1986   | 2023  | \$67,544  |
| 42 U.S.C. 11045(b)(2)    | EPCRA  | 1986   | 2023  | \$67,544/\$202,635  |

| U.S. Code Citation    | Environmental statute  | Year statutory penalty authority was enacted | Latest year of adjustment (via statute or regulation) | Statutory civil penalties for violations that occurred after November 2, 2015, where penalties are assessed on or after January 6, 2023 |
|-----------------------|--|--|---|---|
| 42 U.S.C. 11045(b)(3) | EPCRA  | 1986   | 2023  | \$67,544/\$202,635  |
| 42 U.S.C. 11045(c)(1) | EPCRA  | 1986   | 2023  | \$67,544  |
| 42 U.S.C. 11045(c)(2) | EPCRA  | 1986   | 2023  | \$27,018  |
| 42 U.S.C. 11045(d)(1) | EPCRA  | 1986   | 2023  | \$67,544  |
| 42 U.S.C. 14304(a)(1) | MERCURY-CONTAINING AND RECHARGEABLE BATTERY MANAGEMENT ACT (BATTERY ACT) | 1996   | 2023  | \$18,827  |
| 42 U.S.C. 14304(g)    | BATTERY ACT  | 1996   | 2023  | \$18,827  |

# BIENNIAL REVIEW OF USER FEES

The EPA, biennially, conducts a review of its fees and other charges. This fiscal year, the agency did not review its user fees and charges. This section reiterates work that was discussed in the FY 2022 Agency Financial Report. The CFO Act of 1990 and OMB Circular No. A-25 Revised, User Charges, directs agencies to biennially review their fees, royalties, rents, and other charges and recommend adjustments, as appropriate, to reflect unanticipated changes in costs or market values. OMB Circular No. A-25 Revised also directs agencies to review other agency programs and determine whether fees should be initiated for government services or goods for which fees are not charged.

The EPA administers eight user fee programs. The bold-highlighted programs are statutorily required to recover the full cost of the goods and services provided.

| <b>EPA's User Fee Programs</b>                         |  |
|--|--|
| Pesticide Registration Service Fees                    | Pesticide Maintenance Fees                           |
| <b>Motor Vehicle and Engine Compliance Fee Program</b> | Water Infrastructure Finance and Innovation Act Fees |
| <b>e-Manifest Fees</b>                                 | Toxic Substance Control Act Fees                     |
| <b>Lead-Based Paint Fee Program</b>                    | <b>Clean Air Part 71 Permit Fees</b>                 |

During FY 2022, EPA reviewed the Clean Air Part 71 Permit Fees, Pesticide Maintenance Fees, Pesticide Registration Fees, and the e-Manifest Fees. The agency review concluded the fee program to be compliant with the statutory requirements and regulations to recover the cost share of the fees' activities. No recommendations were made to adjust the fee levels.

The agency also conducted a review to determine whether fees should be assessed for programs that provide special benefits to recipients beyond the public. The review looked at a subset of the total universe of potential fee programs identified as part of the FY 2022 user fee process.

The EPA will continue working with OMB in FY 2024 to determine if exceptions are justified for each program that was reviewed. For some programs, the cost of collecting fees can often represent an unduly large part of the activity or other conditions may exist that would cause the implementation of a fee to be inappropriate. The agency will also continue exploring options and opportunities for programs where collecting fees may be appropriate, for which the EPA is not recommending an exception to OMB.



# GRANTS PROGRAM

The EPA has tracked assistance agreement closeout performance since its first five-year Grants Management Plan was issued in 2002. The EPA reports in its Annual Financial Report on two grants closeout performance measures: 90% closure of recently expired grants and 99% closure of grants that expired in earlier years. The agency has consistently exceeded or met these targets or, in limited instances, missed them by a few percentage points. Below is a summary table showing the total number of federal grant and cooperative agreement awards and balances for which closeout has not yet occurred, but for which the period of performance has elapsed by more than two years.

| CATEGORY  | 2-3 Years<br>FY20 21 | >3-5 Years<br>FY17 19 | >5 Years<br>Before FY17 |
|---|----------------------|-----------------------|-------------------------|
| Number of Grants/Cooperative Agreements with Zero Dollar Balances | 76                   | 13                    | 6                       |
| Number of Grants/Cooperative Agreements with Undisbursed Balances | 18                   | 16                    | 3                       |
| Total Amount of Undisbursed Balances                              | \$2,599,484          | \$2,649,859           | \$1,231,629             |

The EPA has made great progress in reducing the amount of undisbursed balances on expired grants as well as reducing the number of older grants that have expired but have not been closed out. The timely closeout of grants can be delayed for a variety of reasons, but generally these include open audits with unresolved findings and where recipient appeal rights have not yet been exhausted, or lack of required documentation from the recipient. The EPA monitors unliquidated obligations (ULOs) on expired assistance agreements as well, requiring an annual review of ULOs to determine if funds are no longer needed and can be deobligated and the assistance agreement closed out.

# CLIMATE-RELATED FINANCIAL RISK

## Climate Adaptation Plan

In 2021, EPA released its new [US EPA's Climate Adaptation Plan: October 2021](#) in response to Executive Order (E.O.) 14008: *Tackling the Climate Crisis at Home and Abroad*. EPA's Climate Adaptation Action Plan accelerates and focuses attention on five priority actions the Agency will take over the next four years to increase human and ecosystem resilience as the climate changes and disruptive impacts increase:

1. Integrate climate adaptation into the EPA programs, policies, rulemaking processes, and enforcement activities.
2. Consult and partner with tribes, states, territories, local governments, environmental justice organizations, community groups, businesses, and other federal agencies to strengthen adaptive capacity and increase the resilience of the nation, with a particular focus on advancing environmental justice.
3. Implement measures to protect the agency's workforce, facilities, critical infrastructure, supply chains, and procurement processes from the risks posed by climate change.
4. Measure and evaluate performance.
5. Identify and address climate adaptation science needs.

The EPA Program and Regional Offices developed Climate Adaptation Implementation Plans. Final plans are located at: <https://www.epa.gov/climate-adaptation/climate-adaptation-plan>. Additional information on the Plan is located on the EPA Climate Adaptation Website: [EPA.gov/Climate-Adaptation](https://www.epa.gov/climate-adaptation)

## EPA Sustainability Plans

Strategic plans help the EPA meet federal sustainability requirements and its own internal goals to reduce greenhouse gas emissions, resource use and other environmental impacts.

EPA's Sustainability Report and Implementation Plan identifies targets for reducing agencywide GHG emissions and outlines steps to reduce energy, water, waste, and other resource use. It also addresses ways the agency will incorporate sustainability across its facilities, purchases, and operations. Goal areas include:

- Facility energy efficiency
- Efficiency measures, investment and performance contracting
- Renewable energy
- Water efficiency
- High performance sustainable buildings
- Waste management and diversion
- Transportation/fleet management
- Sustainable acquisition
- Electronics stewardship
- GHG emissions reductions

[Read EPA's latest Sustainability Report and Implementation Plan.](#)

# Section IV Appendices



# **APPENDIX A**

## **PUBLIC ACCESS**

The EPA invites the public to access its website at [www.epa.gov](http://www.epa.gov) to obtain the latest environmental news, browse agency topics, learn about environmental conditions in their communities, obtain information on interest groups, research laws and regulations, search specific program areas, or access the EPA's historical database.

**EPA newsroom:** [www.epa.gov/newsroom](http://www.epa.gov/newsroom)

News releases: [www.epa.gov/newsroom/news-releases](http://www.epa.gov/newsroom/news-releases)

Regional newsrooms: <https://www.epa.gov/newsroom/browse-news-releases#region>

**Laws, regulations, guidance and dockets:**

<https://www.epa.gov/laws-regulations> Major environmental

laws: <https://www.epa.gov/laws-regulations/laws-and-executive-orders>

EPA's *Regulations* website: <https://www.epa.gov/laws-regulations/regulations>

**Where you live:** <https://www.epa.gov/children/where-you-live>

Community Information:

<https://www.epa.gov/nutrientpollution/what-you-can-do-your-community>

EPA regional offices: <https://www.epa.gov/aboutepa/regional-and-geographic-offices>

**Information sources:**

<https://www.epa.gov/quality/epa-information-quality-guidelines>

Hotlines and clearinghouses:

<https://www.epa.gov/home/epa-hotlines>

Publications: <https://nepis.epa.gov/EPA/html/pubindex.html>

**Education resources:** [www.epa.gov/students/](http://www.epa.gov/students/)

Office of Environmental Education: [www.epa.gov/education](http://www.epa.gov/education)

**About EPA:** [www.epa.gov/aboutepa](http://www.epa.gov/aboutepa)

EPA organizational structure: [www.epa.gov/aboutepa/epa-organizational-structure](http://www.epa.gov/aboutepa/epa-organizational-structure)

**EPA programs with a geographic focus:**

<https://www.epa.gov/environmental-topics/environmental-information-location>

**EPA for business and nonprofits:**

<https://www.epa.gov/grants/grants-management-guidance-non-profit-organizations>

Small Business Gateway: [www.epa.gov/osbp/](http://www.epa.gov/osbp/)

Grants, fellowships, and environmental financing: <https://www.epa.gov/grants>

**Budget and performance:** [www.epa.gov/planandbudget](http://www.epa.gov/planandbudget)

**Careers:** [www.epa.gov/careers/](http://www.epa.gov/careers/)

**EPA en Español:** <https://espanol.epa.gov/>

**EPA tiếng Việt:** <https://www.epa.gov/lep/vietnamese>

**EPA 한국어:** <https://www.epa.gov/lep/korean>

**APPENDIX B**  
**ACRONYMS AND**  
**ABBREVIATIONS**

|        |   |       |   |
|--------|---|-------|---|
| ACE    | Affordable Clean Energy   | GAAP  | Generally Accepted Accounting Principles          |
| ADA    | Anti-deficiency Act   | GGRF  | Greenhouse Gas Reduction Fund                     |
| ADP    | Action Development Process  | GHG   | Greenhouse Gas                                    |
| ALJ    | Administrative Law Judge  | GMO   | Grants Management Officer                         |
| AFR    | Agency Financial Report   | GSA   | U.S. General Services Administration              |
| AME    | August Mack Environmental   | GTAS  | Governmentwide Treasury Accounting Symbol         |
| AICPA  | American Institute of Certified Public Accountants                      | HVAC  | Heating, Ventilation, and Air Conditioning        |
| APPS   | Act to Prevent Pollution from Ships                                     | IA    | Interagency Agreement                             |
| APR    | Annual Performance Report   | IBC   | Interior Business Center                          |
| ASAP   | Automated Standard Application for Payments                             | IP    | Improper Payment                                  |
| B&F    | Building and Facilities   | IIJA  | Infrastructure Investment & Jobs Act              |
| BFS    | Bureau of Fiscal Services   | IRA   | Inflation Reduction Act                           |
| BP     | British Petroleum   | IPP   | Invoice Processing Platform                       |
| BIL    | Bipartisan Infrastructure Law   | LUST  | Leaking Underground Storage Tank                  |
| CAA    | Clean Air Act   | MPRSA | Marine, Protection, Research, and Sanctuaries Act |
| CACSO  | Certain Alaskan Cruise Ship Operations                                  | NPL   | National Priorities List                          |
| CARES  | Coronavirus Aid, Relief and Economic Security Act                       | NRDA  | Natural Resource Damages Assessment Assurance     |
| CEC    | Commission of the North American Agreement on Environmental Cooperation | OCFO  | Office of the Chief Financial Officer             |
|        |   | OCI   | Office of Continuous Improvement                  |
|        |   | OGD   | Office of Grants and Debarment                    |
| CERCLA | Comprehensive Environmental Response Compensation and Liability Act     | OIG   | Office of Inspector General                       |
|        |   | OMB   | Office of Management and Budget                   |
| CDPHE  | Colorado Department of Public Health and Environment                    | OPA   | Oil Pollution Act                                 |
|        |   | OPM   | Office of Personnel Management                    |
| CFO    | Chief Financial Officer   | PFCRA | Program Fraud Civil Remedies Act                  |
| CFR    | Code of Federal Regulations   | PP&E  | Plant, Property and Equipment                     |
| CO     | Contracting Officer   | PRIA  | Pesticides Registration Improvement Act           |
| CPRG   | Climate Pollution Reduction Grants                                      | PIIA  | Payment Integrity Information Act                 |
| CSRS   | Civil Service Retirement System   | PFCRA | Program Fraud Civil Remedies Act                  |
| CWA    | Clean Water Act   | PRFA  | Pollution Removal Funding Agreements              |
| CWSRF  | Clean Water State Revolving Fund  | PRP   | Potentially Responsible Parties                   |
| DATA   | Data Accountability and Transparency Act                                | UNEP  | United Nations Environmental Program              |
| DCAA   | Defense Contract Audit Agency   | UP    | Unknown Payments                                  |
| DEAR   | DATA Evaluation & Approval Repository                                   | ULO   | Unliquidated Obligations                          |

|       |   |       |  |
|-------|---|-------|--|
| DM&R  | Deferred Maintenance and Repairs Do                     | RCRA  | Resource Conservation and Recovery Act                 |
| DNP   | Not Pay   | R&I   | Repair and Improvement                                 |
| DWH   | Deepwater Horizon                                       | RP    | Responsible Party                                      |
| DWSRF | Drinking Water State Revolving<br>Fund                  | RPA   | Robotics Process Automation                            |
| EPA   | U.S. Environmental Protection Agency                    | RTP   | Research Triangle Park                                 |
| EPCRA | Emergency Planning and Community Right-<br>to-know Act  | SARA  | Superfund Amendments and<br>Reauthorization Act        |
| EPM   | Environmental Programs and Management                   | SDWA  | Safe Drinking Water Act                                |
| FAS   | Fixed Assets Subsystem                                  | SFFAS | Statement of Federal Financial Accounting<br>Standards |
| FCRA  | Fair Credit Reporting Act                               | SOP   | Standard Operating Procedures                          |
| FASAB | Federal Accounting Standards<br>Advisory Board          | SRF   | State Revolving Fund                                   |
| FBWT  | Fund Balance with Treasury                              | SSC   | Superfund State Contracts                              |
| FECA  | Federal Employees Compensation Act                      | S&T   | Science & Technology                                   |
| FERA  | Federal Employees Retirement System                     | STAG  | State and Tribal Assistance Grants                     |
|       |   | TED   | Talent Enterprise Diagnostic                           |
| FFMIA | Federal Financial Management<br>Improvement Act of 1996 | TF    | Trust Fund   |
| FIFRA | Federal Insecticide, Fungicide and<br>Rodenticide Act   | TSCA  | Toxic Substance Control Act                            |
| FMFIA | Federal Managers' Financial Integrity Act of<br>1982    | USSGL | U.S. Standard General Ledger                           |
| FRM   | Fraud Risk Management                                   | WCF   | Working Capital Fund                                   |
| FY    | Fiscal Year   | WIFIA | Water Infrastructure Finance and Innovation Act        |



**WE WELCOME YOUR COMMENTS!**

Thank you for your interest in the U.S. Environmental Protection Agency's *Fiscal Year 2023 Agency Financial Report*. We welcome your comments on how we can make this report a more informative document for our readers. Please send your comments to:

Office of the Chief Financial Officer  
Office of Financial Management  
Environmental Protection Agency  
1200 Pennsylvania Ave., NW  
Washington, D.C. 20460  
ocfoinfo@epa.gov

This report is available at  
<http://www.epa.gov/planandbudget>

Printed copies of this report are available from EPA's National Service Center for Environmental Publications at 1-800-490-9198 or by email at nscep@bps-lmit.com.



*U.S. Environmental Protection Agency  
Fiscal Year 2023 Agency Financial Report  
EPA-190-R-23-003  
November 15, 2023*