



US00D726351S

(12) **United States Design Patent**  
**Kato**

(10) **Patent No.:** **US D726,351 S**

(45) **Date of Patent:** **\*\* Apr. 7, 2015**

(54) **REAR COMBINATION LAMP FOR AN  
AUTOMOBILE**

(71) Applicant: **Honda Motor Co., Ltd.**, Tokyo (JP)

(72) Inventor: **Chiaki Kato**, Wako (JP)

(73) Assignee: **Honda Motor Co., Ltd.**, Tokyo (JP)

(\*\*) Term: **14 Years**

(21) Appl. No.: **29/477,640**

(22) Filed: **Dec. 24, 2013**

(30) **Foreign Application Priority Data**

Jun. 28, 2013 (JP) ..... 2013-014767

(51) **LOC (10) CL.** ..... **26-06**

(52) **U.S. CL.**  
USPC ..... **D26/28**

(58) **Field of Classification Search**  
USPC ..... D26/28-36; 362/459-468, 475-478,  
362/485-487

See application file for complete search history.

(56) **References Cited**

U.S. PATENT DOCUMENTS

D549,363	S	*	8/2007	Pfeiffer	.....	D26/28
D552,769	S	*	10/2007	Leclercq	.....	D26/28
D553,268	S	*	10/2007	Pfeiffer	.....	D26/28
D553,269	S	*	10/2007	Pfeiffer et al.	.....	D26/28
D560,292	S	*	1/2008	Sato	.....	D26/28
D561,357	S	*	2/2008	Leclercq	.....	D26/28
D565,211	S	*	3/2008	Haller et al.	.....	D26/28
D574,524	S	*	8/2008	Tomatsu	.....	D26/28
D605,793	S	*	12/2009	Weil	.....	D26/28

\* cited by examiner

*Primary Examiner* — Marcus Jackson

(74) *Attorney, Agent, or Firm* — Westerman, Hattori, Daniels & Adrian, LLP

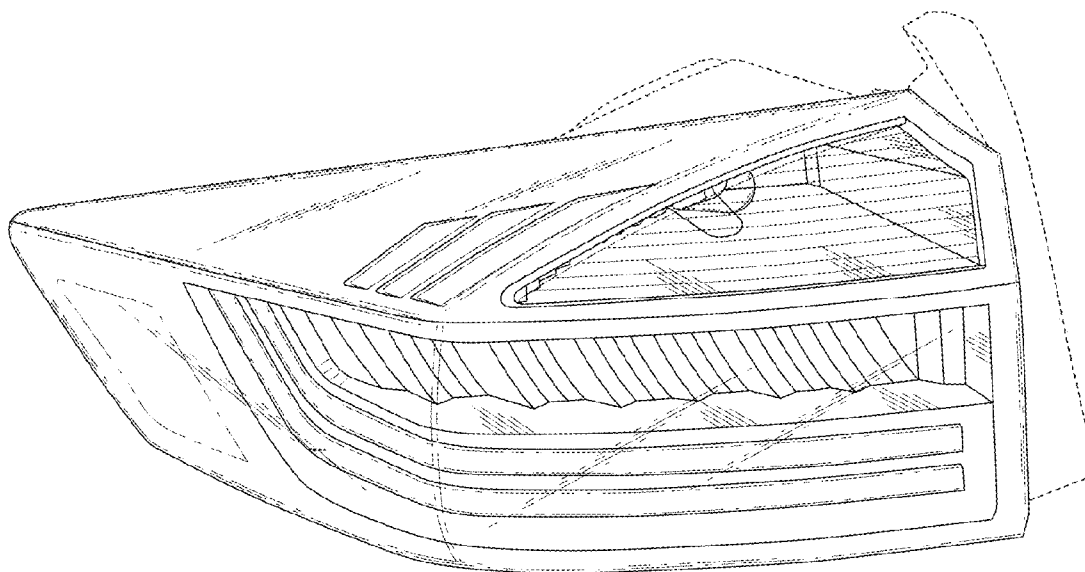
(57) **CLAIM**

The ornamental design for a rear combination lamp for an automobile, as shown and described.

**DESCRIPTION**

FIG. 1 is a front perspective view of a rear combination lamp for an automobile showing my new design;  
FIG. 2 is a front elevational view thereof;  
FIG. 3 is a top plan view thereof; and,  
FIG. 4 is a left side elevational view thereof.  
The broken lines illustrate environmental structure only and form no part of the claimed design.

**1 Claim, 4 Drawing Sheets**



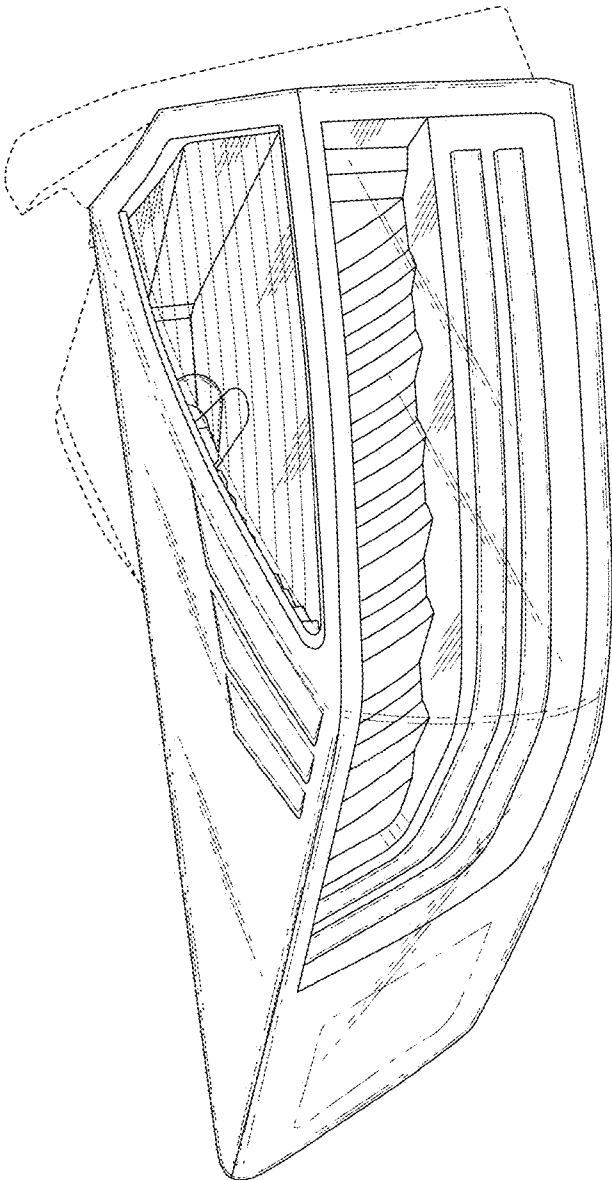


FIG.1

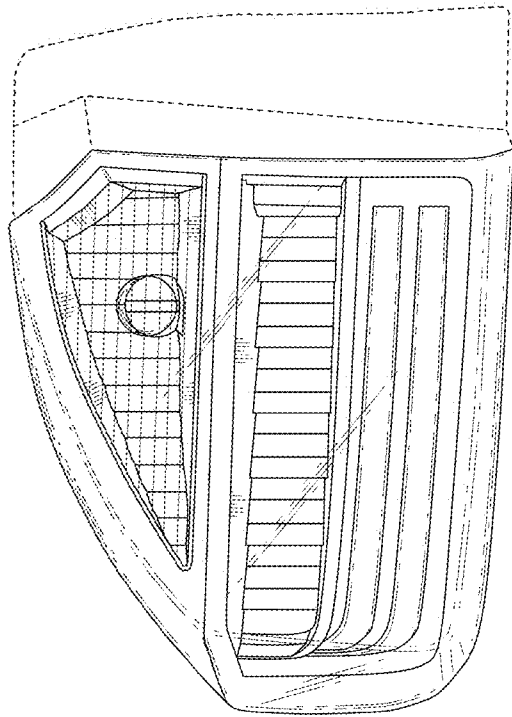


FIG.2

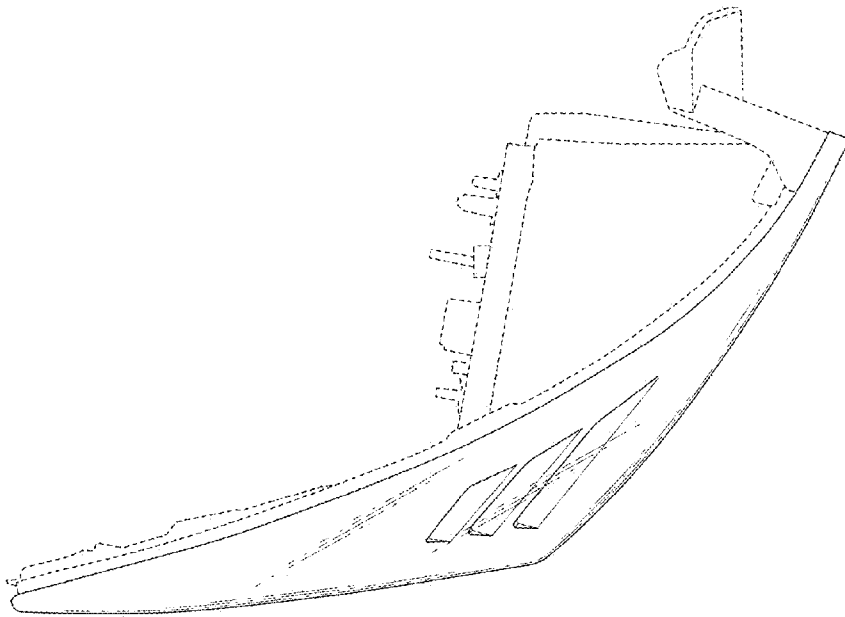


FIG. 3

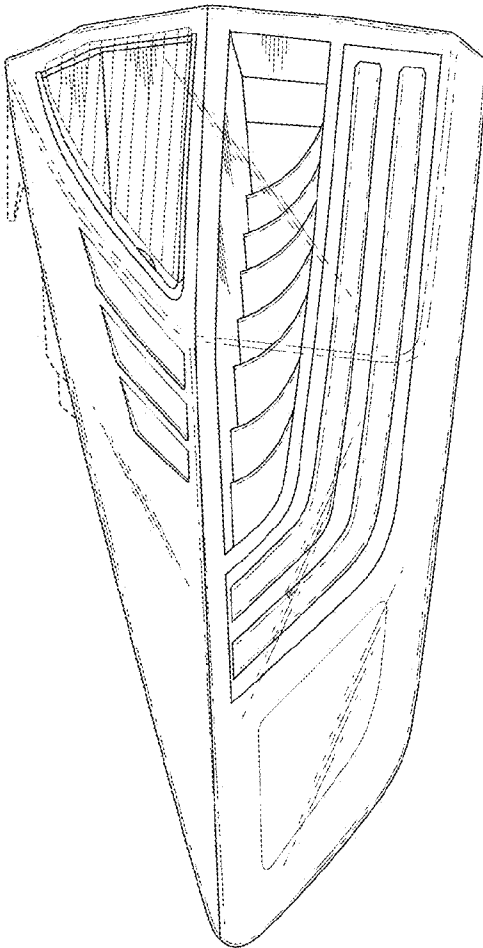


FIG.4