



US00D691128S

(12) **United States Design Patent**  
**Akana et al.**

(10) **Patent No.:** **US D691,128 S**

(45) **Date of Patent:** **\*\* Oct. 8, 2013**

(54) **ELECTRONIC DEVICE**

(71) Applicant: **Apple Inc.**, Cupertino, CA (US)

(72) Inventors: **Jody Akana**, San Francisco, CA (US);  
**Bartley K. Andre**, Menlo Park, CA (US); **Jeremy Bataillou**, San Francisco, CA (US); **Daniel J. Coster**, San Francisco, CA (US); **Daniele De Iulius**, San Francisco, CA (US); **M. Evans Hankey**, San Francisco, CA (US); **Julian Hoenig**, San Francisco, CA (US); **Richard P. Howarth**, San Francisco, CA (US); **Jonathan P. Iye**, San Francisco, CA (US); **Duncan Robert Kerr**, San Francisco, CA (US); **Matthew Dean Rohrbach**, San Francisco, CA (US); **Peter Russell-Clarke**, San Francisco, CA (US); **Mikael Silvano**, San Francisco, CA (US); **Christopher J. Stringer**, Woodside, CA (US); **Eugene Antony Whang**, San Francisco, CA (US); **Rico Zörkendörfer**, San Francisco, CA (US)

(73) Assignee: **Apple Inc.**, Cupertino, CA (US)

(\*\*) Term: **14 Years**

(21) Appl. No.: **29/443,012**

(22) Filed: **Jan. 11, 2013**

**Related U.S. Application Data**

(60) Division of application No. 29/424,261, filed on Jun. 8, 2012, now Pat. No. Des. 676,437, which is a continuation of application No. 29/420,873, filed on May 14, 2012, now Pat. No. Des. 676,438.

(51) **LOC (9) Cl.** ..... **14-02**

(52) **U.S. Cl.**  
USPC ..... **D14/315**

(58) **Field of Classification Search**

USPC ..... D14/315-327; D18/1, 2, 7, 11; 235/145 A, 145 R; 341/22, 23; 345/104, 345/156, 157, 168, 169, 173; 361/679.08, 361/679.09, 679.11, 679.26, 679.27, 679.5, 361/679.49, 679.55; 348/373; 715/783  
See application file for complete search history.

(56) **References Cited**

**U.S. PATENT DOCUMENTS**

5,694,292	A *	12/1997	Paulsel et al. ....	361/679.43
5,694,294	A *	12/1997	Ohashi et al. ....	361/679.48
5,713,790	A *	2/1998	Lin .....	454/184
6,038,128	A	3/2000	Hood et al.	
6,067,224	A	5/2000	Nobuchi	
D431,821	S	10/2000	Mizuno	
D493,785	S	8/2004	Andre et al.	
D517,063	S	3/2006	Nakajima et al.	

(Continued)

*Primary Examiner* — Freda S Nunn

(74) *Attorney, Agent, or Firm* — Saidman DesignLaw Group

(57) **CLAIM**

The ornamental design for an electronic device, as shown and described.

**DESCRIPTION**

FIG. 1 is a left side view of an electronic device showing our new design;

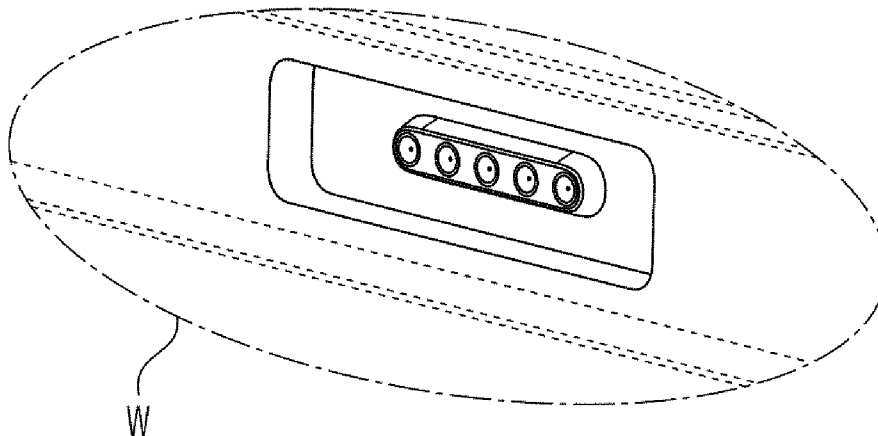
FIG. 2 is an enlarged view of the portion W encircled in FIG. 1; and,

FIG. 3 is an enlarged perspective view of FIG. 2.

The broken lines are for the purpose of illustrating portions of the electronic device and form no part of the claimed design. The dot-dash broken lines encircle portions of the claimed design that are illustrated in enlargements.

The relatively light gray shade lines on the surface portions indicate contour and not surface decoration.

**1 Claim, 1 Drawing Sheet**



(56)

**References Cited**

## U.S. PATENT DOCUMENTS

D523,429 S	6/2006	Lin	D617,789 S	6/2010	Akana et al.
D524,306 S	7/2006	Yun et al.	D621,825 S	8/2010	Andre et al.
D526,999 S	8/2006	Tago	D623,645 S	9/2010	Andre et al.
D533,550 S	12/2006	Yamada	D633,087 S	2/2011	Andre et al.
D571,364 S	6/2008	Andre et al.	D642,172 S	7/2011	Akana et al.
D572,246 S	7/2008	Andre et al.	D642,560 S	8/2011	Akana et al.
7,426,113 B2	9/2008	Ikeno et al.	D648,333 S	11/2011	Andre et al.
D604,290 S	11/2009	Andre et al.	D648,334 S	11/2011	Andre et al.
D604,291 S	11/2009	Andre et al.	D652,032 S	1/2012	Akana et al.
D604,292 S	11/2009	Andre et al.	D655,704 S	3/2012	Akana et al.
D604,293 S	11/2009	Andre et al.	D657,786 S	4/2012	Andre et al.
D606,988 S	12/2009	Andre et al.	D661,296 S	6/2012	Akana et al.
D606,989 S	12/2009	Andre et al.	D662,497 S	6/2012	Akana et al.
D611,045 S	3/2010	Andre et al.	2005/0018396 A1	1/2005	Nakajima et al.
			2005/0041378 A1	2/2005	Hamada et al.
			2008/0074833 A1	3/2008	Chien et al.
			2009/0040708 A1	2/2009	Tatsukami et al.

\* cited by examiner




FIG. 1

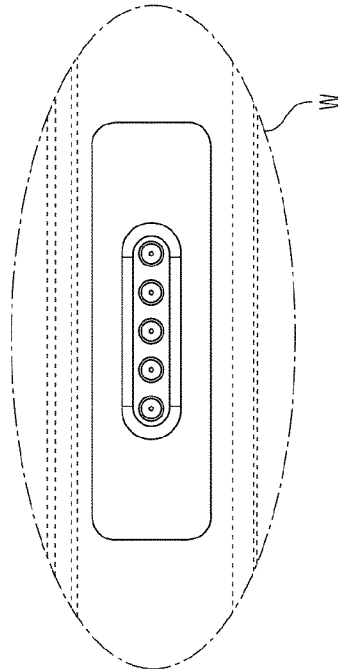


FIG. 2

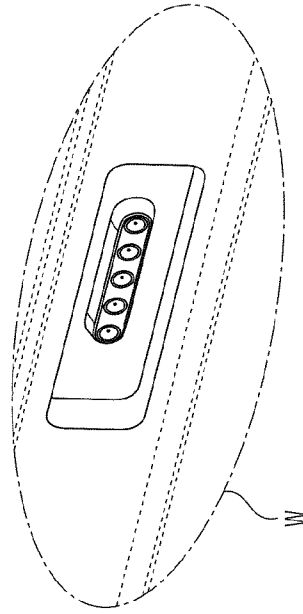


FIG. 3