



US00D348587S

United States Patent [19]

[11] Patent Number: **Des. 348,587**

Saltet

[45] Date of Patent: **** Jul. 12, 1994**

[54] **HAND-HELD ELECTRIC MIXER**

D. 308,001 5/1990 Ricard D7/376
D. 314,489 2/1991 Van Deursen et al. D7/379

[75] Inventor: **Philippe Saltet**, Chateaufort, France

Primary Examiner—Alan P. Douglas
Assistant Examiner—Caron D. Veynar
Attorney, Agent, or Firm—Young & Thompson

[73] Assignee: **Moulinex (Societe Anonyme)**,
Bagnolet, France

[**] Term: **14 Years**

[57] **CLAIM**

[21] Appl. No.: **6,900**

The ornamental design for a hand-held electric mixer, as shown and described.

[22] Filed: **Apr. 12, 1993**

[30] **Foreign Application Priority Data**

DESCRIPTION

Oct. 22, 1992 [FR] France 926 607

[52] U.S. Cl. **D7/376; D7/378**

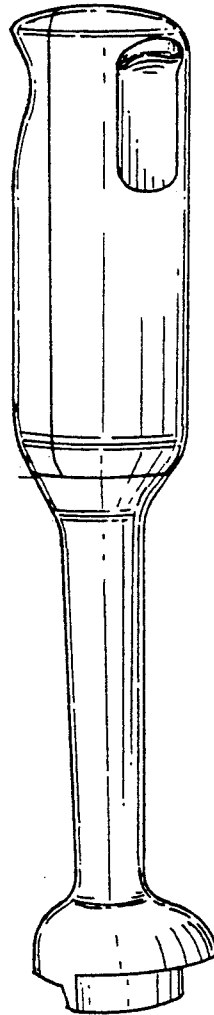
[58] Field of Search **D7/376-380,**
D7/413; 366/129, 130, 197, 199, 204, 205, 314

FIG. 1 is a perspective view of a hand-held electric mixer showing my new design;
FIG. 2 is a front elevational view thereof;
FIG. 3 is an elevational view thereof from the right of FIG. 2, the side opposite that shown in FIG. 3 being the mirror image thereof;
FIG. 4 is a rear elevational view thereof;
FIG. 5 is a top plan view thereof; and,
FIG. 6 is a bottom plan view thereof.

[56] **References Cited**

U.S. PATENT DOCUMENTS

D. 271,176 11/1983 Zimnowicz D7/379



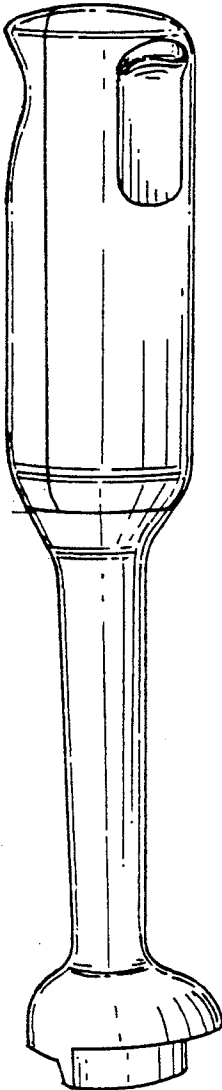


FIG. 1

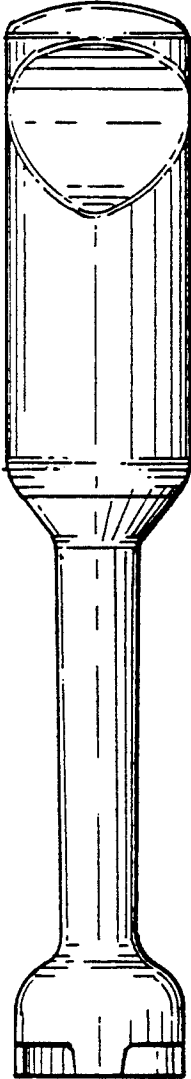


FIG. 2

FIG. 3

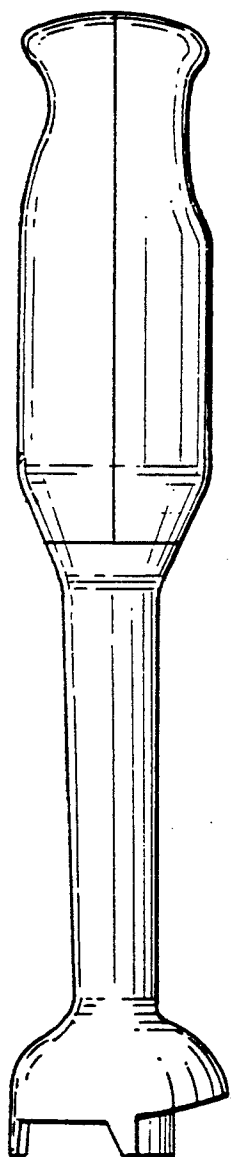
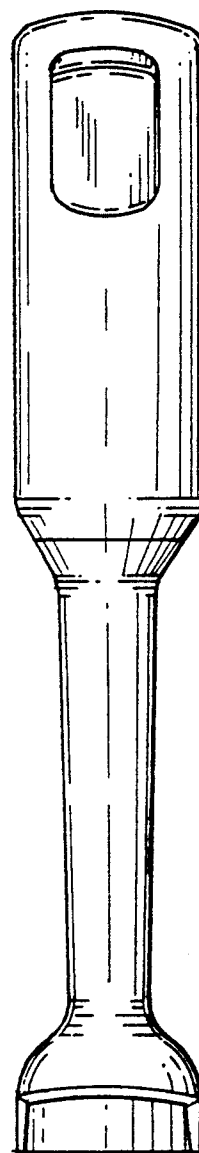


FIG. 4



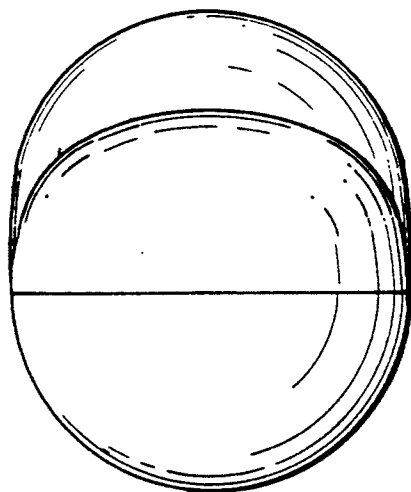


FIG. 5

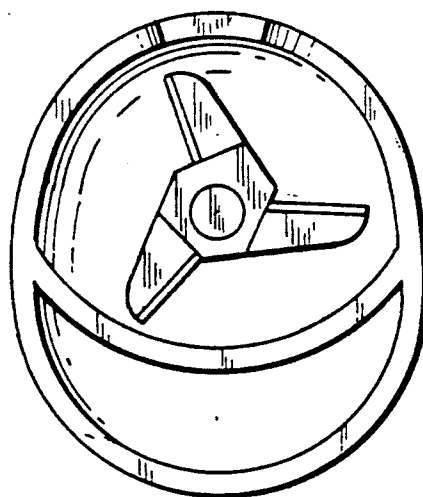


FIG. 6