



US00D581517S

(12) **United States Design Patent**
Koury et al.

(10) **Patent No.:** **US D581,517 S**

(45) **Date of Patent:** **** Nov. 25, 2008**

(54) **GRILLE FOR A CEILING VENTILATING FAN**

FOREIGN PATENT DOCUMENTS

(75) Inventors: **Steffen Koury**, Everett, MA (US); **Paul Metaxatos**, Swampscott, MA (US); **Hiroshi Miyake**, Kadoma (JP)

CN	3441336D S	4/2005
JP	D789394 S	6/1990
JP	D822967 S	11/1991
JP	D1092515 S	12/2000
JP	D1124777 S	10/2001
JP	D1193431 S	1/2004

(73) Assignee: **Panasonic Corporation**, Kadoma-shi (JP)

* cited by examiner

(**) Term: **14 Years**

Primary Examiner—Lisa P Lichtenstein

(21) Appl. No.: **29/283,215**

(74) *Attorney, Agent, or Firm*—Christensen O'Connor Johnson Kindness PLLC

(22) Filed: **Aug. 8, 2007**

(57) **CLAIM**

(51) **LOC (8) Cl.** **23-04**

The ornamental design for a grille for a ceiling ventilating fan, as shown and described.

(52) **U.S. Cl.** **D23/412**

(58) **Field of Classification Search** D23/370, D23/411, 412, 351, 393, 385, 388; 454/349, 454/354; D25/153, 155

DESCRIPTION

See application file for complete search history.

FIG. 1 is a perspective view of the top, front and left side of a grille for a ceiling ventilating fan showing our new design;

(56) **References Cited**

FIG. 2 is a front view thereof;

U.S. PATENT DOCUMENTS

FIG. 3 is a left side view thereof;

D387,859 S * 12/1997 Ukai et al. D23/371

FIG. 4 is a right side view thereof;

D426,292 S * 6/2000 Nanjo D23/351

FIG. 5 is a top plan view thereof;

D433,116 S * 10/2000 Han et al. D23/393

FIG. 6 is a bottom view thereof; and,

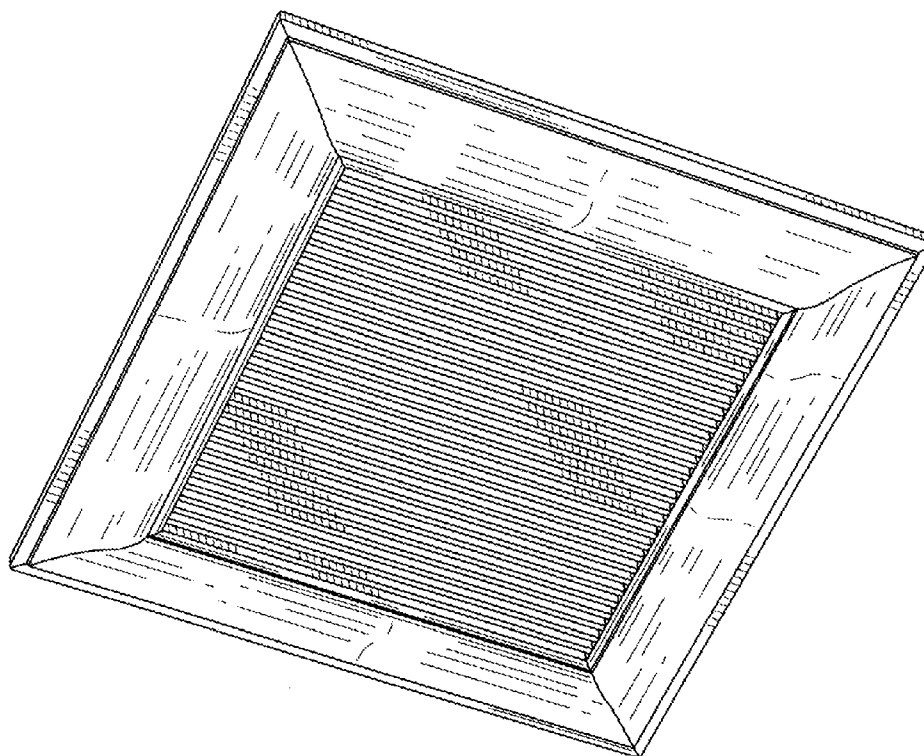
D448,462 S 9/2001 Nanjo

FIG. 7 is a rear view thereof.

D512,503 S 12/2005 Roland

1 Claim, 4 Drawing Sheets

D541,927 S * 5/2007 Yamanaka et al. D23/388



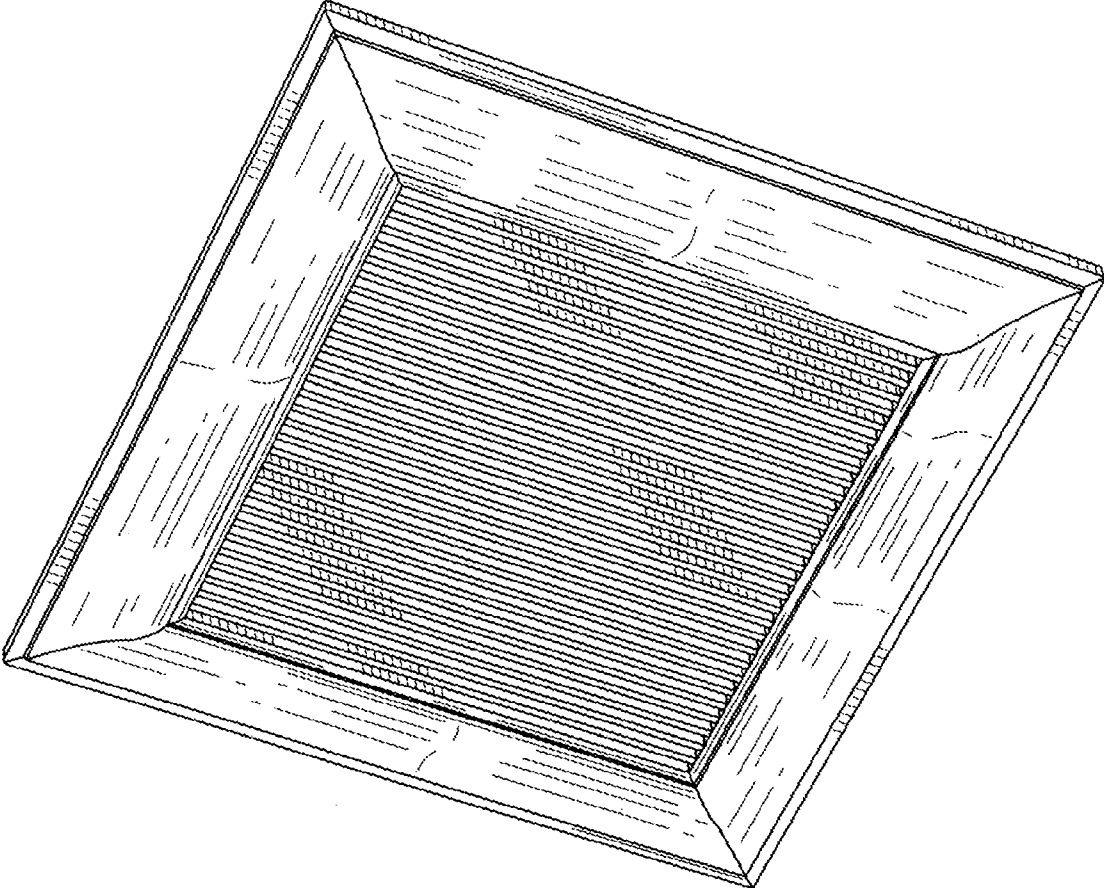


Fig. 1.




Fig. 2.

Fig.3.



Fig.4.





Fig.5.



Fig.6.




Fig. 7.