



US00D400376S

# United States Patent [19] Hallenheim

[11] **Patent Number:** **Des. 400,376**  
[45] **Date of Patent:** **\*\*Nov. 3, 1998**

[54] **WORK STATION**

[75] Inventor: **Peke Hallenheim, Skanör, Sweden**

[73] Assignee: **BTJ, Inc., Schaumburg, Ill.**

[\*\*] Term: **14 Years**

[21] Appl. No.: **65,353**

[22] Filed: **Jan. 24, 1997**

[51] **LOC (6) Cl.** ..... **06-03**

[52] **U.S. Cl.** ..... **D6/486; D6/421; D6/422;**  
D6/397

[58] **Field of Search** ..... D6/422-428, 419,  
D6/420, 480, 486, 397, 421, 332; 312/194-196,  
223.2, 223.3; 108/50, 60

[56] **References Cited**

**U.S. PATENT DOCUMENTS**

D. 183,995 11/1958 McCartan ..... D6/423 X  
D. 184,996 4/1959 Goldstein et al. .... D6/397

D. 206,251 11/1966 Post ..... D6/428  
D. 209,680 12/1967 Bravo ..... D6/431  
D. 257,705 12/1980 Frammer ..... D6/421 X  
D. 300,789 4/1989 Johnson et al. .... D6/419  
D. 380,630 7/1997 Ahrensburg ..... D6/486  
D. 392,478 3/1998 Schwab ..... D6/486

*Primary Examiner*—Carmen H. Vales-Lado  
*Attorney, Agent, or Firm*—Shook, Hardy & Bacon L.L.P.

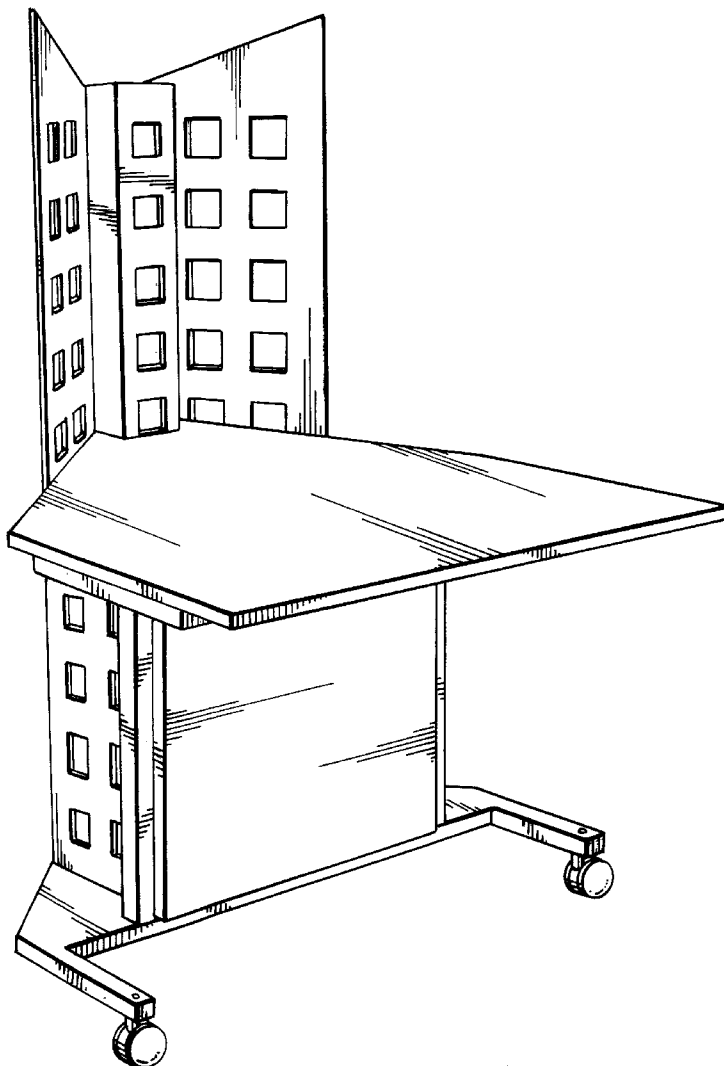
[57] **CLAIM**

The ornamental design for a work station, as shown and described.

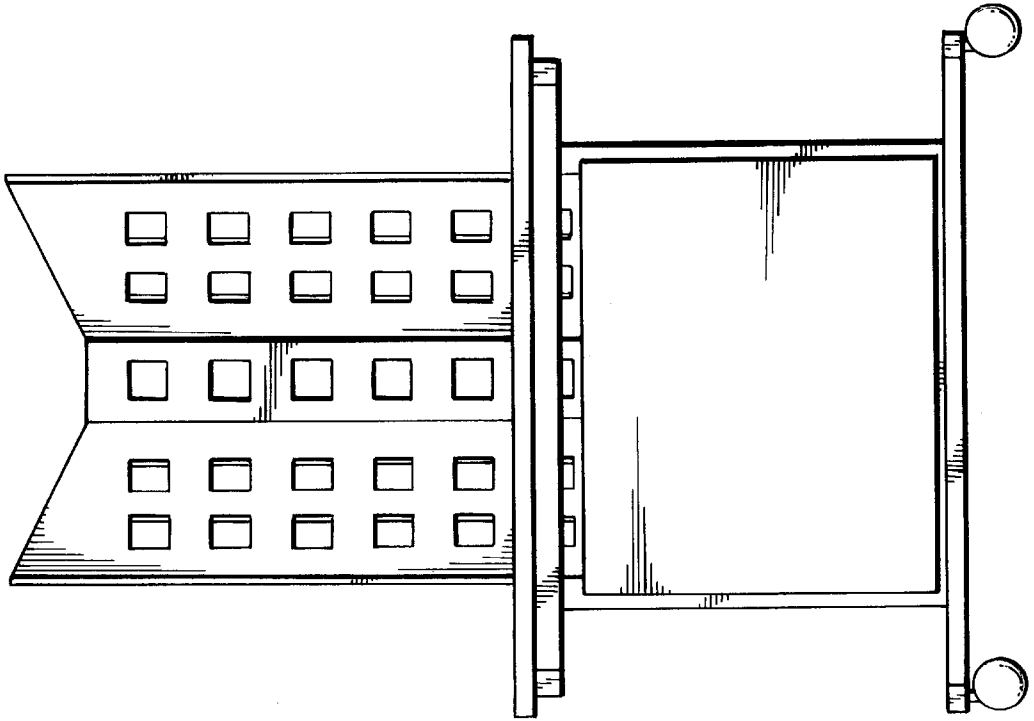
**DESCRIPTION**

FIG. 1 is a perspective view of a work station showing my new design;  
FIG. 2 is a front elevational view thereof;  
FIG. 3 is a left side elevational view, the right side being a mirror image thereof;  
FIG. 4 is a rear elevational view thereof; and,  
FIG. 5 is a top plan view thereof.


**1 Claim, 3 Drawing Sheets**



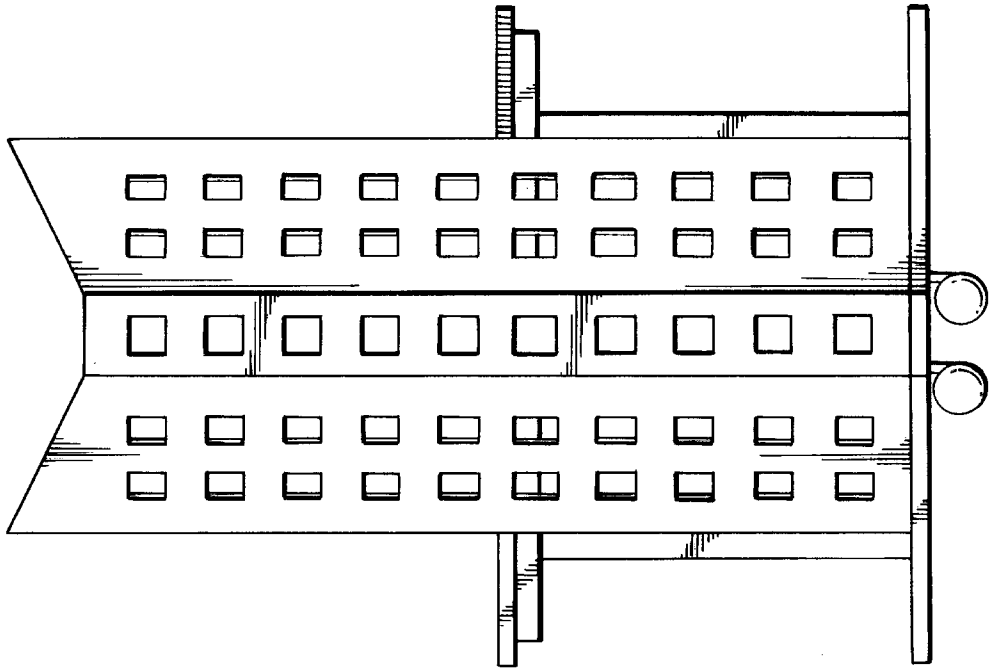
*Fig. 2.*



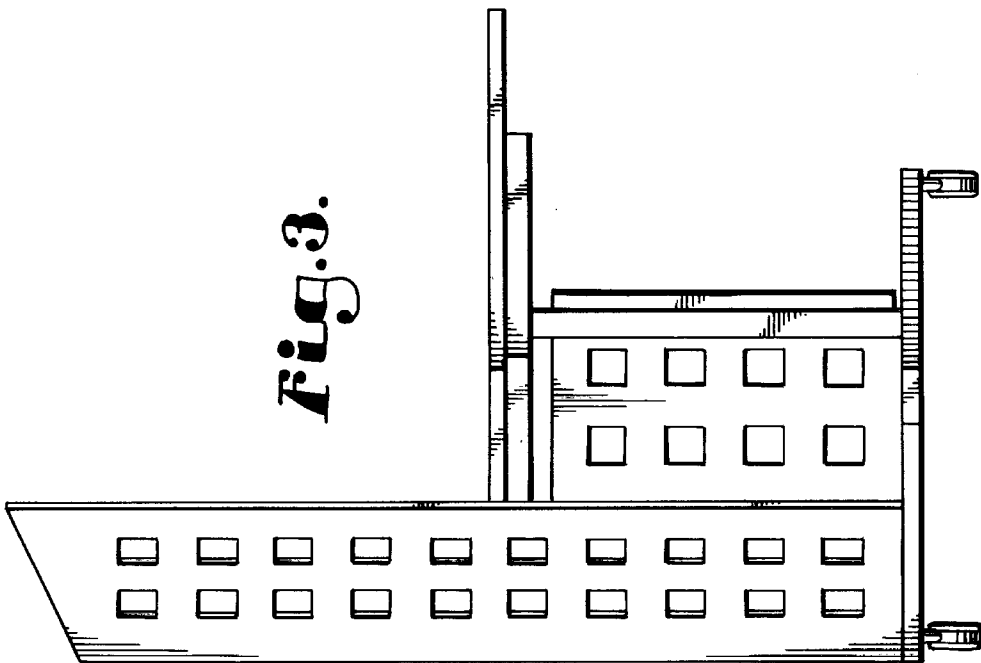
*Fig. 1.*

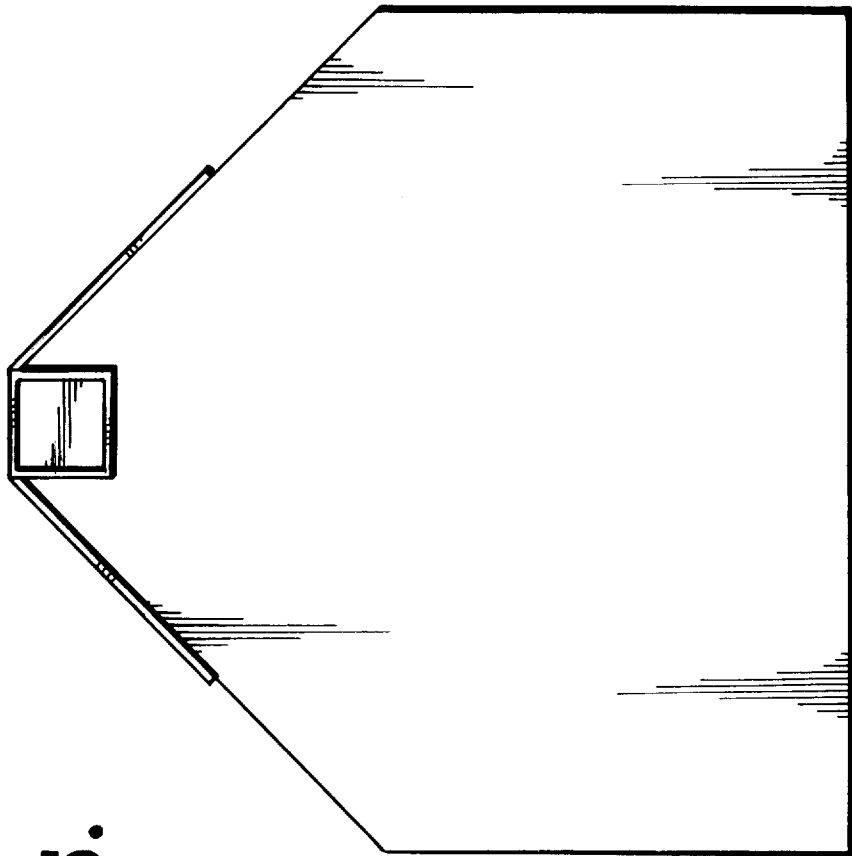


*Fig. 4.*



*Fig. 3.*





**Fig. 5.**