



US00D420392S

United States Patent [19]
Brannigan

[11] **Patent Number: Des. 420,392**
[45] **Date of Patent: ** Feb. 8, 2000**

[54] **PAPER WEIGHT**

[76] Inventor: **Robert Paul Brannigan**, 203
Rockingham Rd., Pittsburgh, Pa. 15238

[**] Term: **14 Years**

[21] Appl. No.: **29/105,240**

[22] Filed: **May 20, 1999**

[51] **LOC (7) Cl.** **19-02**

[52] **U.S. Cl.** **D19/97; D11/131**

[58] **Field of Search** D19/65, 77, 95,
D19/96, 51, 97, 82, 42, 99, 100; D11/131,
157; D21/717, 708; 428/542.2, 542.4; 40/358

[56] **References Cited**

U.S. PATENT DOCUMENTS

D. 75,220	5/1928	Dahlstrom	D19/97
D. 101,708	10/1936	Nadvornik	D19/77
D. 298,954	12/1988	Doolin	D19/77

D. 326,114	5/1992	Murtagh	D19/97
D. 330,524	10/1992	Goserud	D11/131
D. 352,069	11/1994	Doolin	D19/82
D. 352,966	11/1994	Vana et al.	D19/96
D. 367,293	2/1996	Williams	D19/51
D. 381,044	7/1997	Larm	D19/82

Primary Examiner—Martie K. Holtje

[57] **CLAIM**

The ornamental design for a paper weight, as shown and described.


DESCRIPTION

FIG. 1 is a front elevational view of the paper weight of the present invention, the rear, left side and right side elevational views being identical thereof;

FIG. 2 is a top plan view of the paper weight of FIG. 1; and,

FIG. 3 is a bottom plan view of the paper weight of FIG. 1.

1 Claim, 1 Drawing Sheet



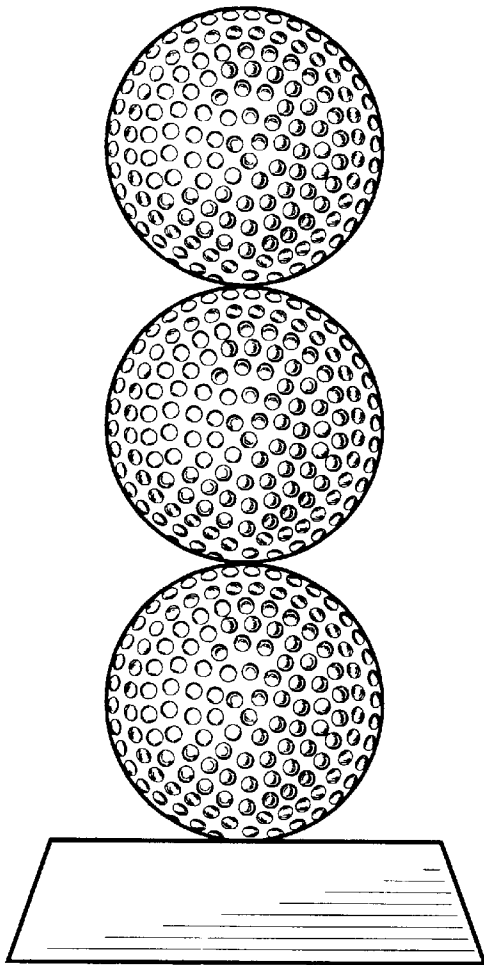


FIG. 1

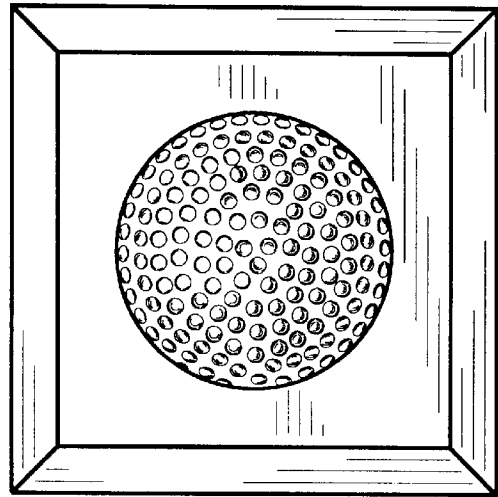


FIG. 2




FIG. 3