



US00D401491S

United States Patent [19]
Shiao

[11] **Patent Number: Des. 401,491**
[45] **Date of Patent: **Nov. 24, 1998**

[54] **TOOL HANDLE**

D. 384,565 10/1997 Lin D8/107
D. 386,382 11/1997 Shiao D8/107
1,711,062 4/1929 Purinton D8/8

[76] Inventor: **Hsuan-Sen Shiao**, No. 15-1, Lane 369,
Min-Chuan Rd., Taichung City, Taiwan

Primary Examiner—Philip S. Hyder
Attorney, Agent, or Firm—Foley & Lardner

[**] Term: **14 Years**

[57] **CLAIM**

[21] Appl. No.: **78,704**

The ornamental design for a tool handle, as shown and described.

[22] Filed: **Oct. 31, 1997**

[51] **LOC (6) Cl.** **08-04**

DESCRIPTION

[52] **U.S. Cl.** **D8/83; D8/107**

FIG. 1 is a perspective view of a tool handle showing my new design;

[58] **Field of Search** D8/82, 83, 84,
D8/85, 86, 87, 107; 81/177.1, 489, 436,
437, 438; 16/110 R

FIG. 2 is a front elevational view thereof;

FIG. 3 is a rear elevational view thereof;

FIG. 4 is a left side elevational view thereof;

FIG. 5 is a right side elevational view thereof;

FIG. 6 is a top plan view thereof; and,

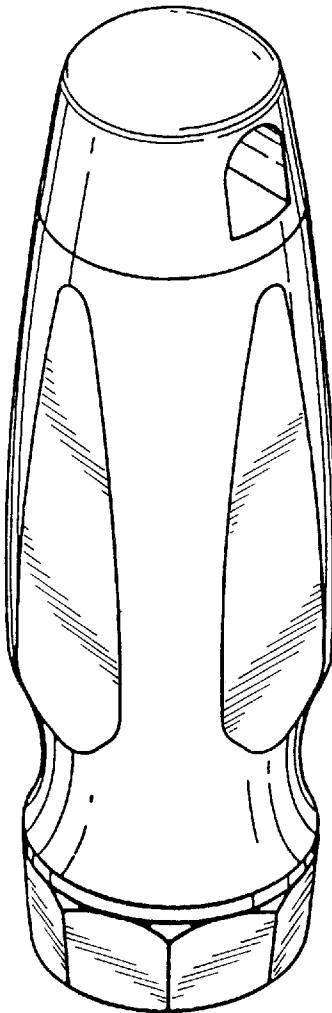
FIG. 7 is a bottom plan view thereof.

[56] **References Cited**

U.S. PATENT DOCUMENTS

D. 261,610 11/1981 Fee et al. D8/82
D. 261,981 11/1981 Fee et al. D8/82
D. 346,943 5/1994 Haberstroh D8/83
D. 375,669 11/1996 Shiao D8/107

1 Claim, 4 Drawing Sheets



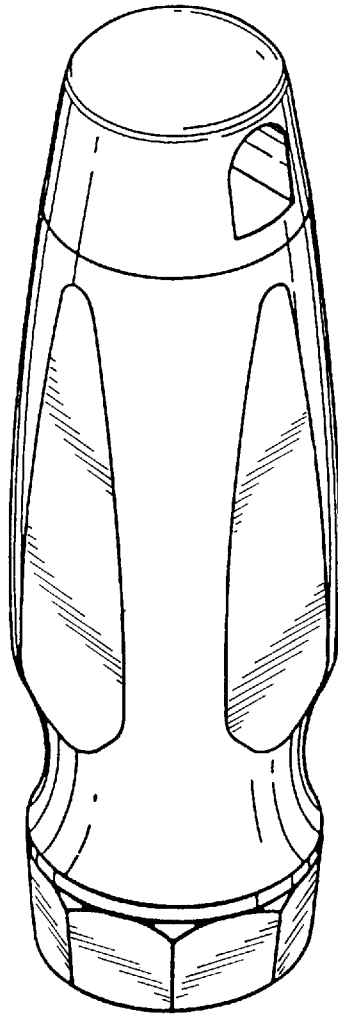


FIG.1

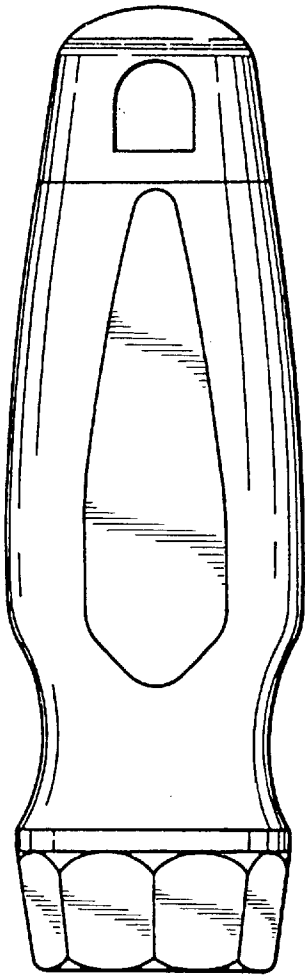


FIG. 2

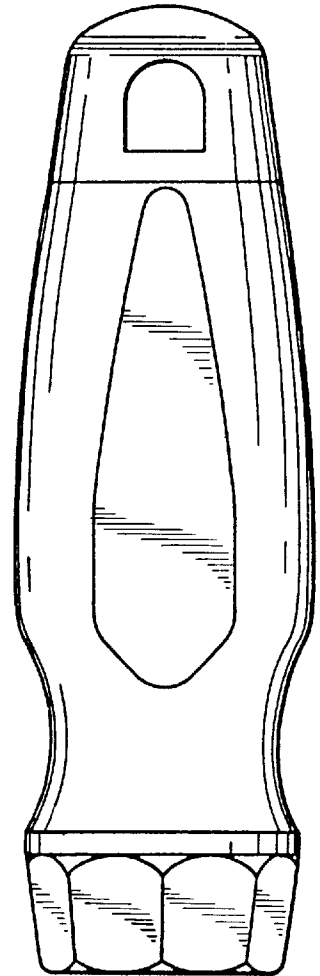


FIG. 3

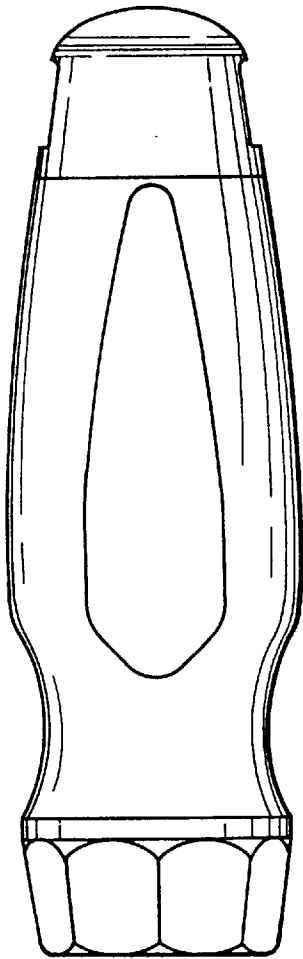


FIG. 4

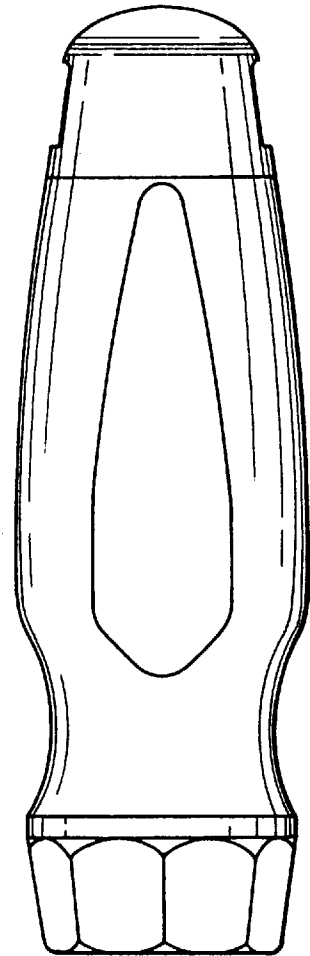


FIG. 5

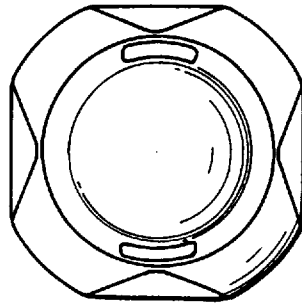


FIG. 6

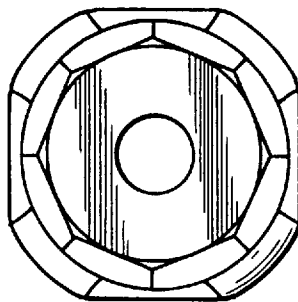


FIG. 7