



US00D890944S

(12) **United States Design Patent**
Tsang et al.

(10) **Patent No.:** **US D890,944 S**
(45) **Date of Patent:** **** Jul. 21, 2020**

- (54) **VIBRATOR**
- (71) Applicant: **Reckitt Benckiser Health Limited**,
Slough (GB)
- (72) Inventors: **Yiu Ting Tsang**, Dongguan (CN);
Yuting Huang, Dongguan (CN)
- (73) Assignee: **RECKITT BENCKISER HEALTH LIMITED**, Slough (GB)
- (**) Term: **15 Years**
- (21) Appl. No.: **29/679,153**
- (22) Filed: **Feb. 1, 2019**
- (30) **Foreign Application Priority Data**
Aug. 3, 2018 (EM) 005540010-0004
- (51) **LOC (12) Cl.** **28-03**
- (52) **U.S. Cl.**
USPC **D24/215**
- (58) **Field of Classification Search**
USPC D24/200, 211, 212, 213, 214, 215
CPC A61H 19/30; A61H 19/34; A61H
2201/0153; A61H 2205/087; A61H 19/44;
A61H 19/40; A61H 19/50; A61H 21/00
See application file for complete search history.

D694,416	S	*	11/2013	Tai	D24/215
D694,417	S	*	11/2013	Tai	D24/215
D698,451	S	*	1/2014	Tai	D24/215
D733,903	S	*	7/2015	Tong	D24/215
D760,914	S	*	7/2016	Hutchinson	D24/215
D768,308	S	*	10/2016	Hetzel	D24/214
D768,309	S	*	10/2016	Hetzel	D24/214
D768,310	S	*	10/2016	Hetzel	D24/214
D773,065	S	*	11/2016	Driscoll	D24/215
D832,453	S	*	10/2018	Amerson	D24/214
D844,162	S	*	3/2019	Janapol	D24/214
D861,909	S	*	10/2019	Cheung	D24/215
D868,987	S	*	12/2019	Cheung	D24/215

(Continued)

- (56) **References Cited**
U.S. PATENT DOCUMENTS
D465,852 S * 11/2002 Bloch D24/211
D475,793 S * 6/2003 Tinsley D24/214
D565,191 S * 3/2008 Nan D24/215
D643,128 S * 8/2011 Mohamed D24/215
D652,943 S * 1/2012 Chong D24/215
D668,346 S * 10/2012 Zeng D24/215
D675,745 S * 2/2013 Nan D24/215
D675,746 S * 2/2013 Nan D24/215
D685,105 S * 6/2013 Marshall D24/215
D688,382 S * 8/2013 Marshall D24/215
D693,017 S * 11/2013 Tai D24/215
D693,933 S * 11/2013 Tai D24/215

OTHER PUBLICATIONS

Amazon, "Vibrator", Apr. 26, 2017. [*Primary Examiner* — Cynthia Ramirez
Assistant Examiner — Michael A Maharajh
\(74\) *Attorney, Agent, or Firm* — Troutman Sanders LLP;
Ryan Schneider; Chris N. Davis](https://www.amazon.com/SVAKOM-Vibrating-Stimulation-Vibration-Waterproof/dp/B06XJ29X2R/ref=pd_day0_121_9?_encoding=UTF8&pd_rd_i=B06XJ29X2R&pd_rd_r=f63fb875-2006-45d7-ae97-75d35cf2fd3f&pd_rd_w=BVLxz&pd_rd_wg=oBNs4&pf_rd_p=92ee6eda-fccf-47b6-ba0e-46d82b2113f3&p. 1. (Year: 2017).*</p></div>
<div data-bbox=)

(57) **CLAIM**

The ornamental design for a vibrator, as shown and described.

DESCRIPTION

FIG. 1 is a front left perspective view of a vibrator, showing our new design;
FIG. 2 is a front elevation view thereof;
FIG. 3 is a right elevation view thereof;
FIG. 4 is a rear elevation view thereof;
FIG. 5 is a left elevation view thereof;
FIG. 6 is a top plan view thereof; and,
FIG. 7 is a bottom plan view thereof.

1 Claim, 7 Drawing Sheets



(56)

References Cited

U.S. PATENT DOCUMENTS

D874,673	S *	2/2020	Cheung	D24/215
D882,816	S *	4/2020	Dumler	D24/215
2008/0194907	A1 *	8/2008	Lin	A61H 19/44
				600/38
2009/0099413	A1 *	4/2009	Kobashikawa	A61H 19/40
				600/38
2011/0021870	A1 *	1/2011	Lee	A61H 19/40
				600/38
2013/0345501	A1 *	12/2013	O'Reilly	A61H 19/44
				600/38
2016/0361225	A1 *	12/2016	Dugan	A61H 19/44
2017/0224579	A1 *	8/2017	Green	A61B 5/1076
2017/0224580	A1 *	8/2017	Yueh	A61H 19/00
2018/0133097	A1 *	5/2018	Kim	B65D 55/00
2018/0134538	A1 *	5/2018	Kim	A61H 19/30
2020/0100982	A1 *	4/2020	Lee	A61H 23/02
2020/0155411	A1 *	5/2020	Lee	B06B 1/045

* cited by examiner

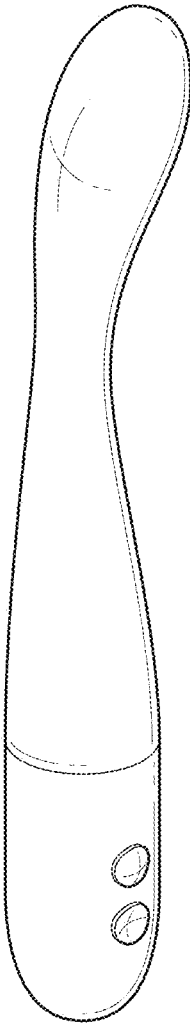


Fig. 1

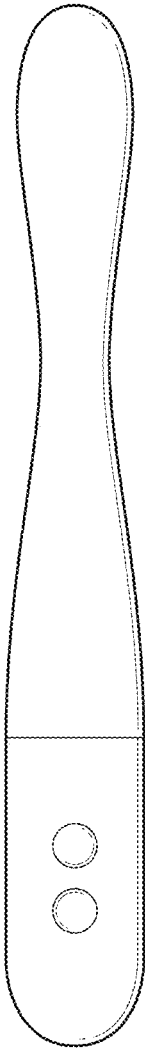


Fig. 2

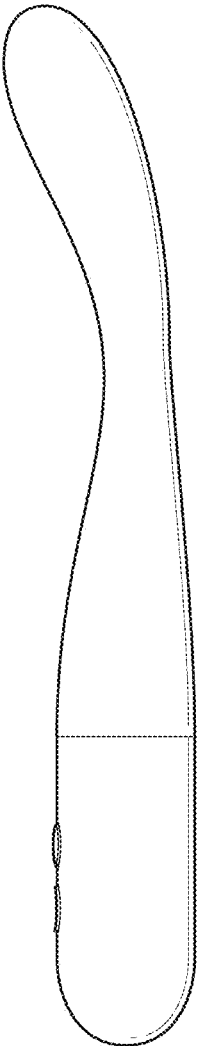


Fig. 3



Fig. 4

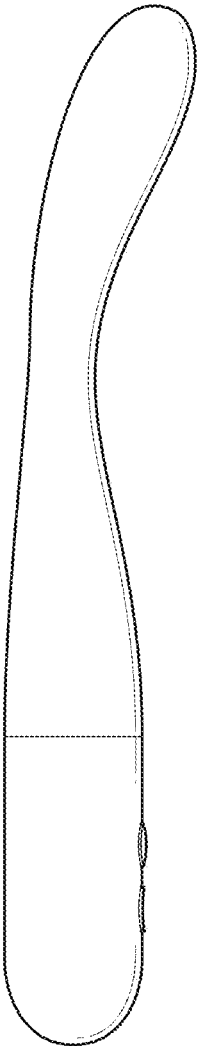


Fig. 5



Fig. 6

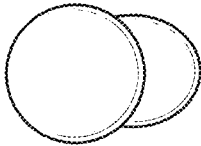


Fig. 7