



US00D533456S

(12) **United States Design Patent** (10) **Patent No.:** **US D533,456 S**
Schuller et al. (45) **Date of Patent:** **** Dec. 12, 2006**

(54) **LOTION BOTTLE**
(75) Inventors: **David William Schuller**, Lebanon, OH (US); **Javier Verdura**, Milford, CT (US); **Michael Dean McCutchan**, Hamilton, OH (US)

(73) Assignee: **The Procter & Gamble Company**, Cincinnati, OH (US)

(**) Term: **14 Years**

(21) Appl. No.: **29/260,450**

(22) Filed: **May 25, 2006**

Related U.S. Application Data

(62) Division of application No. 29/190,312, filed on Sep. 17, 2003.

(51) **LOC (8) Cl.** **09-01**

(52) **U.S. Cl.** **D9/516**; D9/564; D9/567; D9/571

(58) **Field of Classification Search** D9/516, D9/522, 529, 541-542, 550-552, 557, 563-565, D9/570-571, 574, 723-729, 682, 686-694; 215/12.1-12.2, 13.1, 384; 220/660, 662, 220/669, 675

See application file for complete search history.

(56) **References Cited**

U.S. PATENT DOCUMENTS

- D96,408 S 7/1935 Nester
- D109,928 S 5/1938 Williams
- D129,163 S * 8/1941 Fuerst D9/550
- D194,440 S * 1/1963 Roberts D9/542
- D201,216 S 5/1965 Lorenzen
- D251,181 S 2/1979 Angleman et al.
- D342,902 S * 1/1994 Granai D9/529
- D378,276 S * 3/1997 Kotoucek et al. D9/571 X

- D387,281 S 12/1997 Thompson
- D392,194 S 3/1998 Leunis
- D395,605 S 6/1998 Kokenge
- D405,700 S 2/1999 Chae
- D419,454 S * 1/2000 Kokenge et al. D9/574
- D428,342 S 7/2000 Stoller
- D432,922 S 10/2000 Gose
- D455,655 S 4/2002 Bunce
- D458,149 S 6/2002 Cummings
- D471,112 S 3/2003 Davis et al.
- D475,298 S 6/2003 Corrigan et al.
- D480,113 S 9/2003 Hanson et al.
- D504,070 S 4/2005 Mohary et al.

FOREIGN PATENT DOCUMENTS

- EM 000145446-0003 3/2004
- EM 000269667-0001 12/2004

* cited by examiner

Primary Examiner—Carol Rademaker

(74) *Attorney, Agent, or Firm*—Laura L. Whitmer; Bridget Murray

(57) **CLAIM**

The ornamental design for a lotion bottle, as shown and described.

DESCRIPTION

FIG. 1 is a perspective view of a lotion bottle showing our new design;

FIG. 2 is a top plan view thereof;


FIG. 3 is a right side elevational view thereof, the left side elevational view being a mirror image;

FIG. 4 is a front elevational view thereof, the rear elevational view being a mirror image; and,

FIG. 5 is a bottom plan view thereof.

The broken lines shown in the drawings are for illustrative purposes only and form no part of the claimed design.

1 Claim, 1 Drawing Sheet






Fig. 1

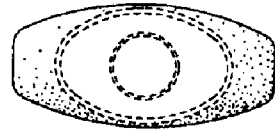


Fig. 2




Fig. 3




Fig. 4



Fig. 5