



US00D765628S

(12) **United States Design Patent**
Watt et al.

(10) **Patent No.:** **US D765,628 S**

(45) **Date of Patent:** **** Sep. 6, 2016**

- (54) **SMARTPHONE CASE**
- (71) Applicant: **OTTER PRODUCTS, LLC**, Fort Collins, CO (US)
- (72) Inventors: **Gareth F. Watt**, San Diego, CA (US); **Michael Denham**, Melbourne (AU)
- (73) Assignee: **OTTER PRODUCTS, LLC**, Fort Collins, CO (US)
- (**) Term: **14 Years**
- (21) Appl. No.: **29/512,079**
- (22) Filed: **Dec. 16, 2014**
- (51) **LOC (10) Cl.** **14-03**
- (52) **U.S. Cl.**
USPC **D14/250**
- (58) **Field of Classification Search**
USPC D14/238.1, 250, 440, 203.3-203.7, 217, D14/240, 248, 251-253, 447, 496; D3/201, D3/218, 247, 269, 273, 301, 303; D13/103, 107-108, 119
CPC A45C 1/06; A45C 11/00; A45C 13/02; A45C 2011/002; A45F 2005/026; A45F 2200/0525; A45F 2200/0516; H04B 1/3888; H04M 1/0283; H04M 1/0202
See application file for complete search history.

D692,419 S	10/2013	Rayner	
D694,227 S	11/2013	Rayner	
D695,730 S *	12/2013	Wicks	D14/250
D702,221 S *	4/2014	Vandiver	D14/250
D703,652 S *	4/2014	Melanson	D14/250
D705,768 S *	5/2014	Melanson	D14/250
D709,059 S	7/2014	Kim et al.	
D709,061 S	7/2014	Borra et al.	
D714,769 S *	10/2014	Rayner	D14/250
D714,770 S	10/2014	Nolan et al.	
D714,771 S	10/2014	Rayner	
D739,394 S *	9/2015	Rayner	D14/250
D741,844 S *	10/2015	Rayner	D14/250
D746,275 S *	12/2015	Mohammad	D14/250
2012/0118773 A1 *	5/2012	Rayner	G06F 1/1626 206/320
2014/0339104 A1 *	11/2014	Magness	A45C 11/00 206/37
2015/0102079 A1 *	4/2015	Yang	A61L 9/03 224/576

* cited by examiner

Primary Examiner — Carla Jobe Wright


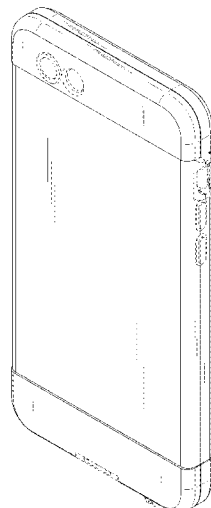
(57) **CLAIM**
The ornamental design for a smartphone case, as shown and described.

DESCRIPTION

FIG. 1 is a front isometric view of a smartphone case showing our new design; FIG. 2 is a rear isometric view thereof; FIG. 3 is a front view thereof; FIG. 4 is a rear view thereof; FIG. 5 is a left view thereof; FIG. 6 is a right view thereof; FIG. 7 is a top view thereof shown on an enlarged scale; and, FIG. 8 is a bottom view thereof shown on an enlarged scale. The dot-dash broken lines in FIGS. 1 and 3 represent a boundary of the claimed design. The dash-dash broken lines throughout the figures depict portions of the smartphone case that form no part of the claimed design.

1 Claim, 6 Drawing Sheets

- (56) **References Cited**
U.S. PATENT DOCUMENTS
- D565,291 S * 4/2008 Brandenburg D3/218
- D613,282 S * 4/2010 Richardson D14/250
- D615,535 S * 5/2010 Richardson D14/250
- D617,784 S * 6/2010 Richardson D14/250
- D623,179 S * 9/2010 Richardson D14/250
- D641,013 S * 7/2011 Richardson D14/250
- D642,169 S * 7/2011 Andre D14/250
- D670,280 S * 11/2012 Rayner D14/250
- D677,251 S * 3/2013 Melanson D14/250
- D691,990 S 10/2013 Rayner



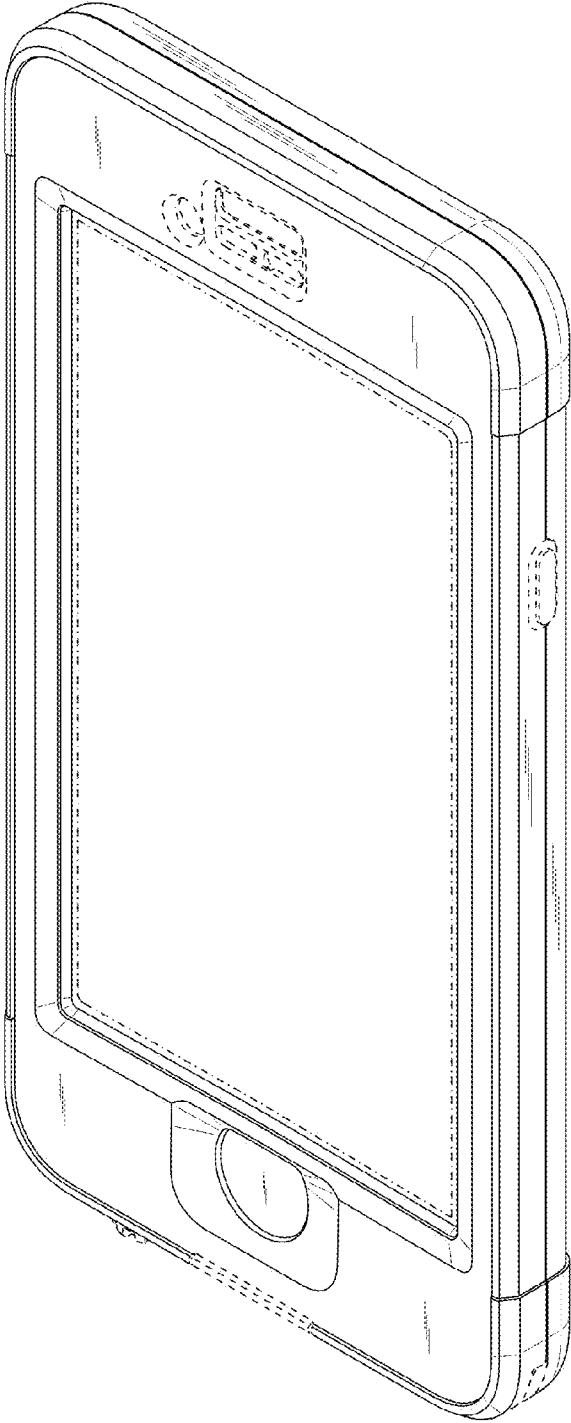


FIG. 1

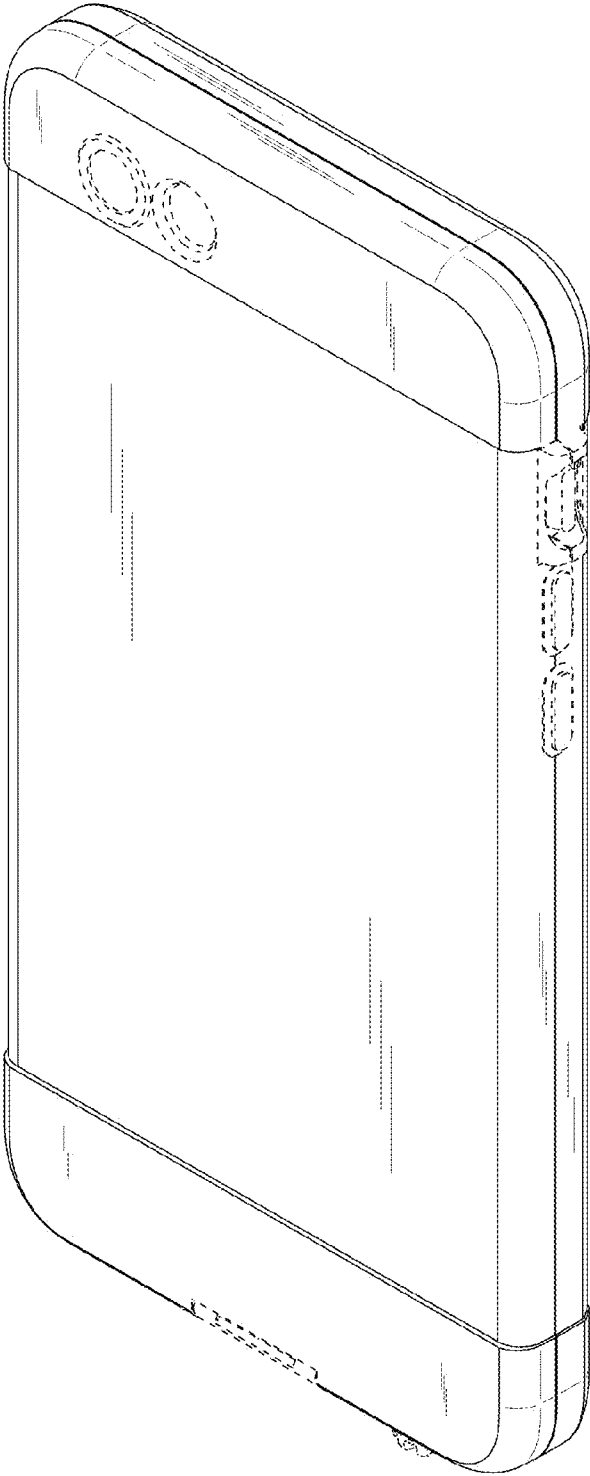


FIG. 2




FIG. 3

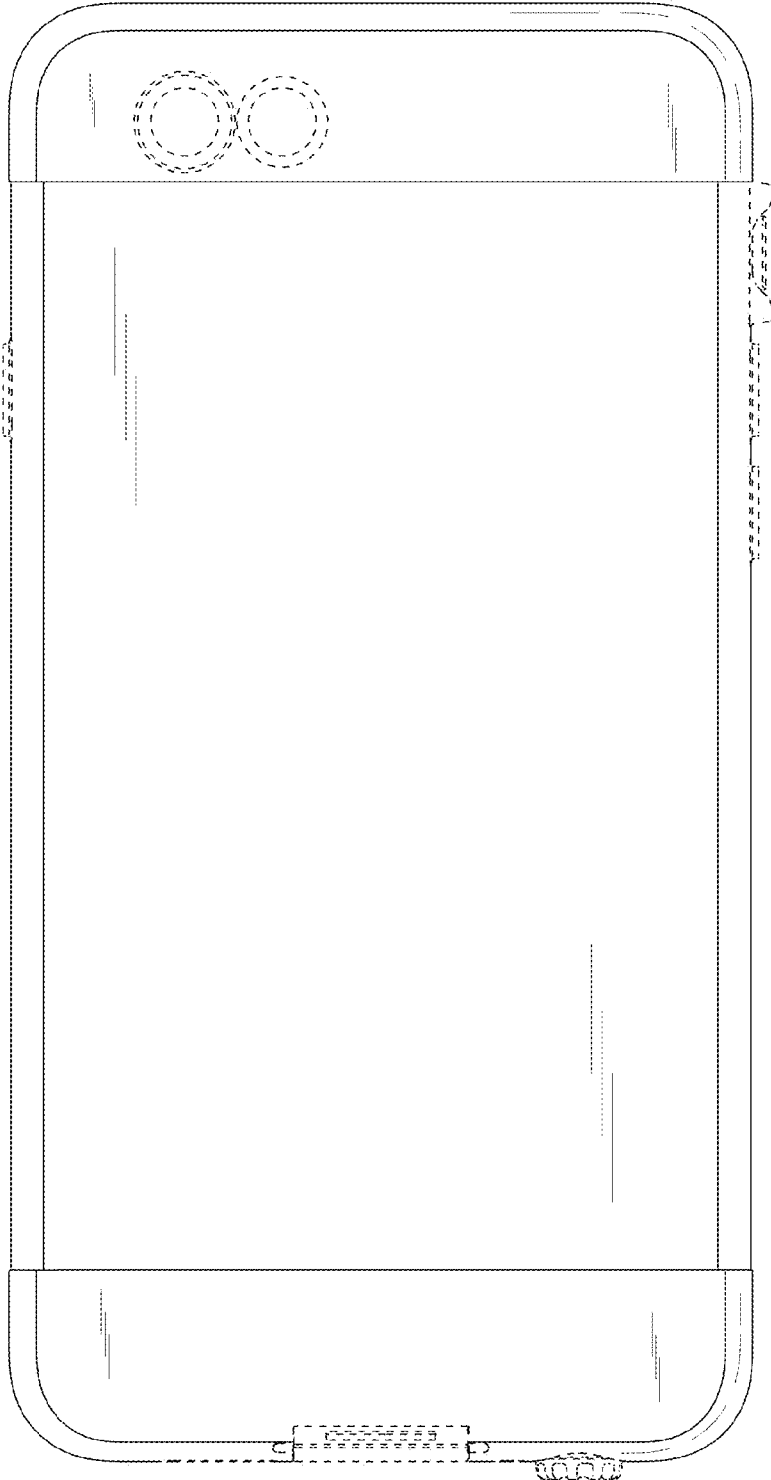


FIG. 4




FIG. 5



FIG. 6

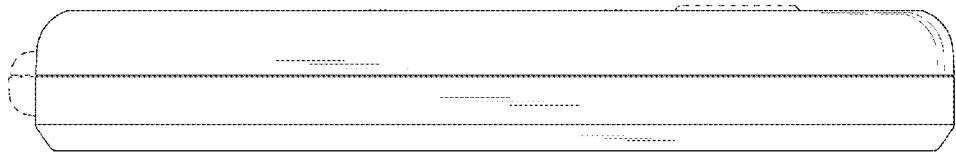


FIG. 7

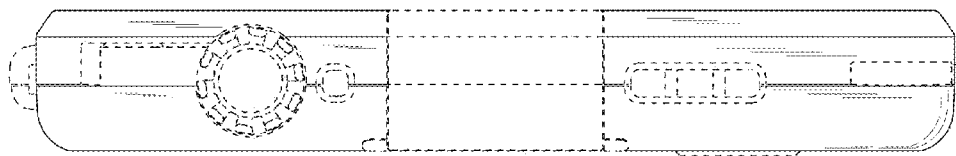


FIG. 8