



US00D786414S

(12) **United States Design Patent**
Kim et al.

(10) **Patent No.:** **US D786,414 S**

(45) **Date of Patent:** **** May 9, 2017**

(54) **DEHUMIDIFIER**

(71) Applicant: **Samsung Electronics Co., Ltd.**,
Suwon-si, Gyeonggi-do (KR)

(72) Inventors: **Daejong Kim**, Seoul (KR);
Moonhwan Park, Seoul (KR); **Heejae Jeong**, Seoul (KR); **Minkyung Choi**, Seoul (KR); **Kio Lee**, Seoul (KR)

(73) Assignee: **SAMSUNG ELECTRONICS CO., LTD.**, Suwon-si, Gyeonggi-Do (KR)

(**) Term: **15 Years**

(21) Appl. No.: **29/536,119**

(22) Filed: **Aug. 13, 2015**

(30) **Foreign Application Priority Data**

Feb. 13, 2015 (KR) 30-2015-0007981

(51) **LOC (10) Cl.** **23-04**

(52) **U.S. Cl.**
USPC **D23/359**

(58) **Field of Classification Search**
USPC D23/355, 356, 366, 364, 359
CPC . F24F 3/14; B05C 11/00; B65D 37/00; B65D 35/22
See application file for complete search history.

(56) **References Cited**

U.S. PATENT DOCUMENTS

D360,028 S *	7/1995	Matsuda	D23/364
D465,567 S *	11/2002	Choi	D23/364
D510,989 S *	10/2005	Dooley	D23/335
D532,880 S *	11/2006	Ching	D23/335
D539,403 S *	3/2007	Pino	D23/333
D550,826 S *	9/2007	Murai	D23/364
D562,953 S *	2/2008	Lewis	D23/332
D569,957 S *	5/2008	Shapiro	D23/317

D578,192 S *	10/2008	Yoo	D23/333
D578,629 S *	10/2008	Yoo	D23/333
D578,630 S *	10/2008	Shapiro	D23/332
D598,528 S *	8/2009	Choi	D23/359
D676,537 S *	2/2013	Yoo	D23/359
D683,007 S *	5/2013	Spiegel	D23/364
D683,839 S *	6/2013	Yamashita	D23/364
D716,425 S *	10/2014	Tai	D23/314
D725,758 S *	3/2015	Kim	D23/333
D729,919 S *	5/2015	Yeom	D23/359
D757,239 S *	5/2016	Kim	D23/359
2015/0276241 A1 *	10/2015	Jeon	F24F 3/14 62/126
2015/0276242 A1 *	10/2015	Yoon	F24F 3/14 62/291
2016/0305672 A1 *	10/2016	Jeon	F24F 3/1405

* cited by examiner

Primary Examiner — Kevin Rudzinski
(74) *Attorney, Agent, or Firm* — Cantor Colburn LLP

(57) **CLAIM**

The ornamental design for a dehumidifier, as shown and described.

DESCRIPTION

FIG. 1 is a perspective view of a dehumidifier, showing our new design;
FIG. 2 is a front view thereof;
FIG. 3 is a rear view thereof;
FIG. 4 is a side view thereof;
FIG. 5 is another side view thereof;
FIG. 6 is a top view thereof;
FIG. 7 is a bottom view thereof; and,
FIG. 8 is an enlarged view of portion 8, as shown in FIG. 6. The broken lines illustrating portions of the dehumidifier are environmental purposes only and form no part of the claimed design.
The dot-dash broken lines encircling enlargement portions of the design form no part of the claimed design.

1 Claim, 7 Drawing Sheets

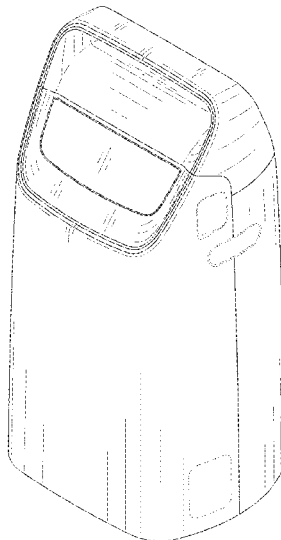


FIG. 1

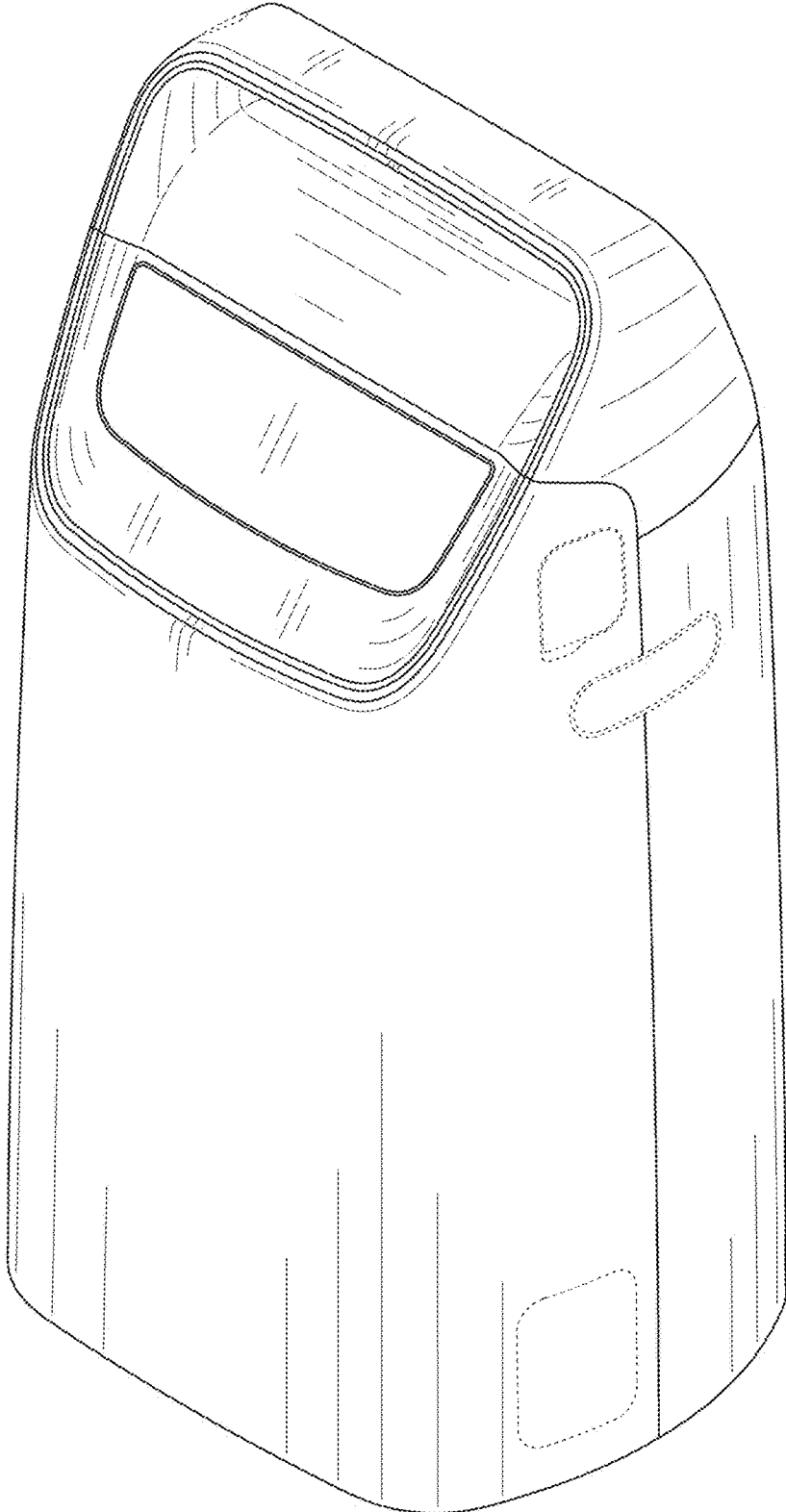


FIG. 2

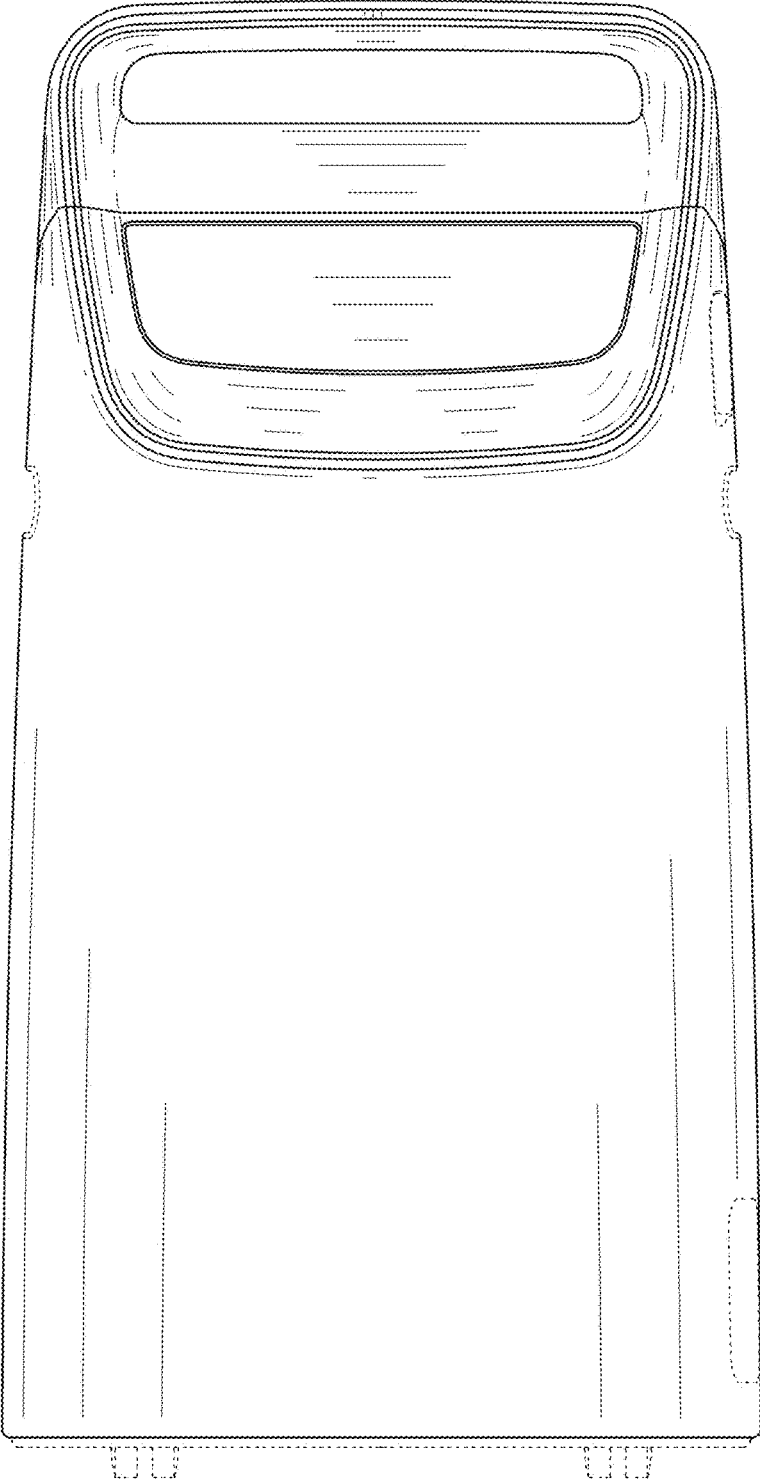


FIG. 3

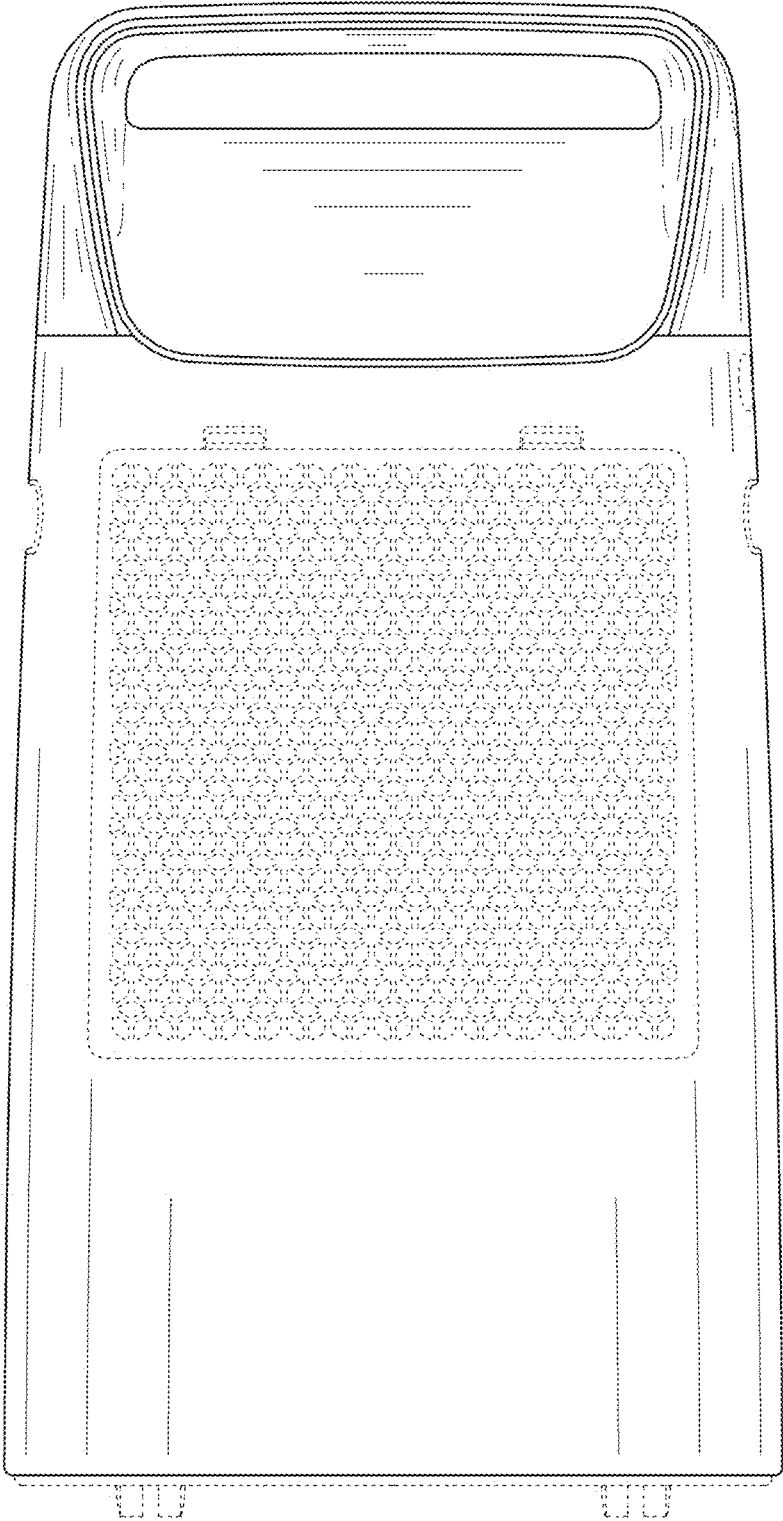


FIG. 4

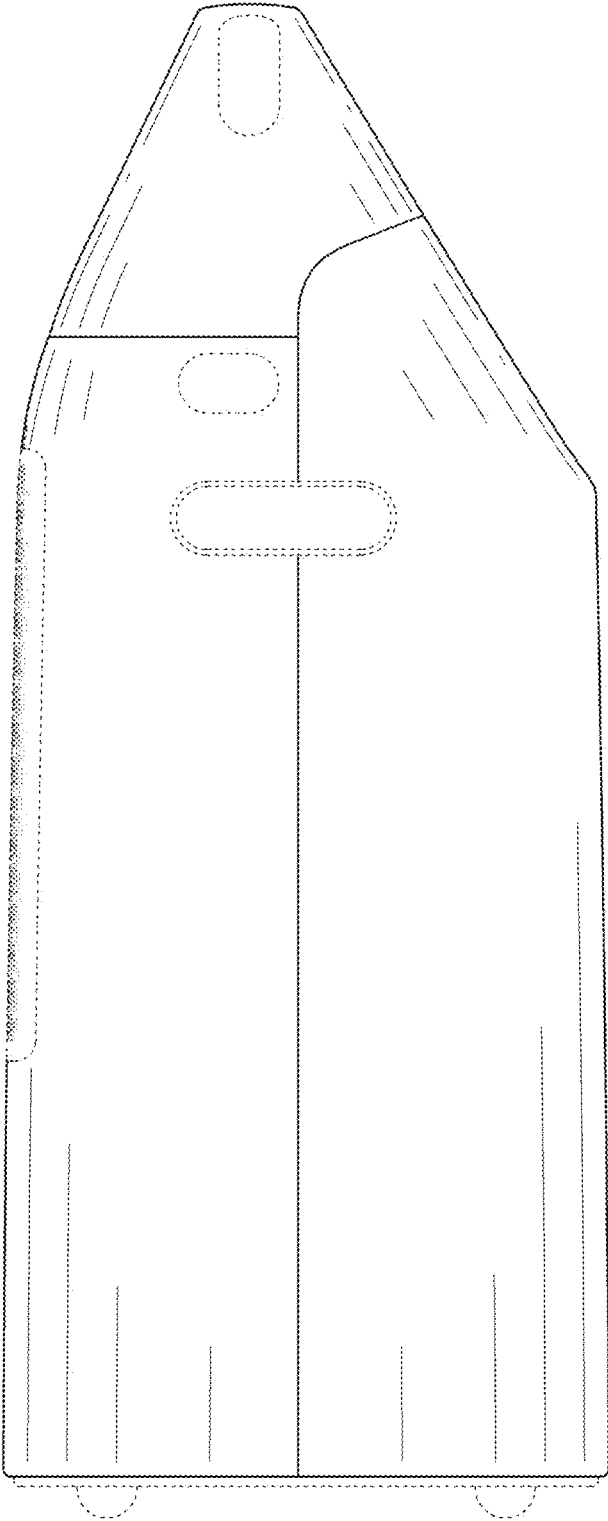


FIG. 5

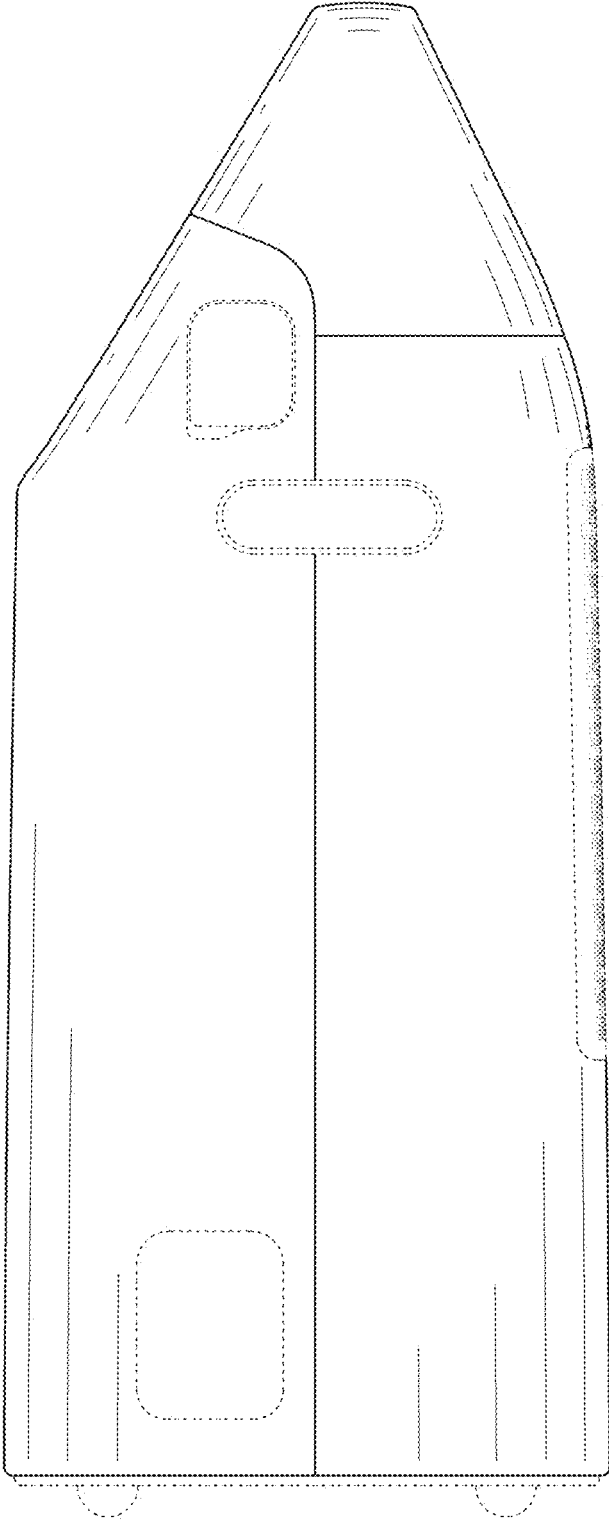


FIG. 6

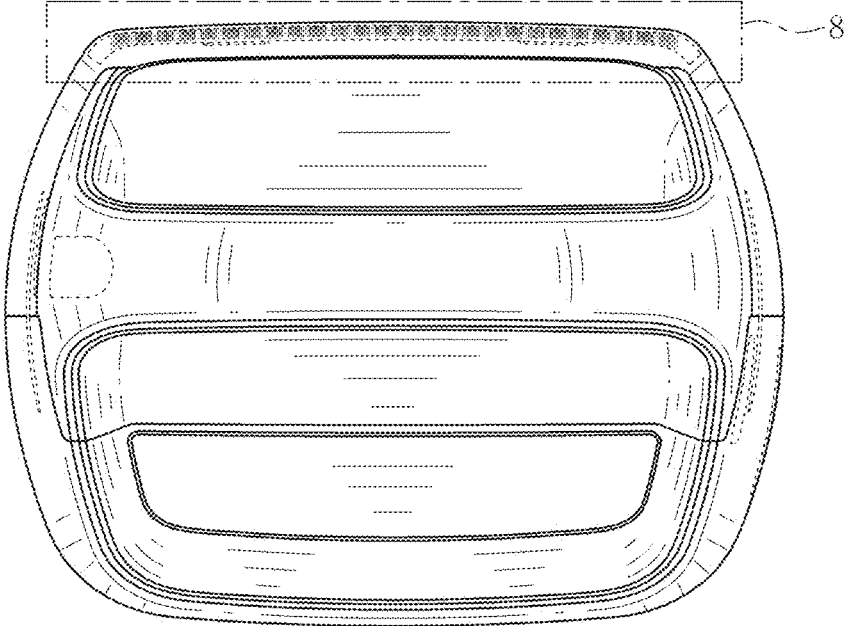


FIG. 7

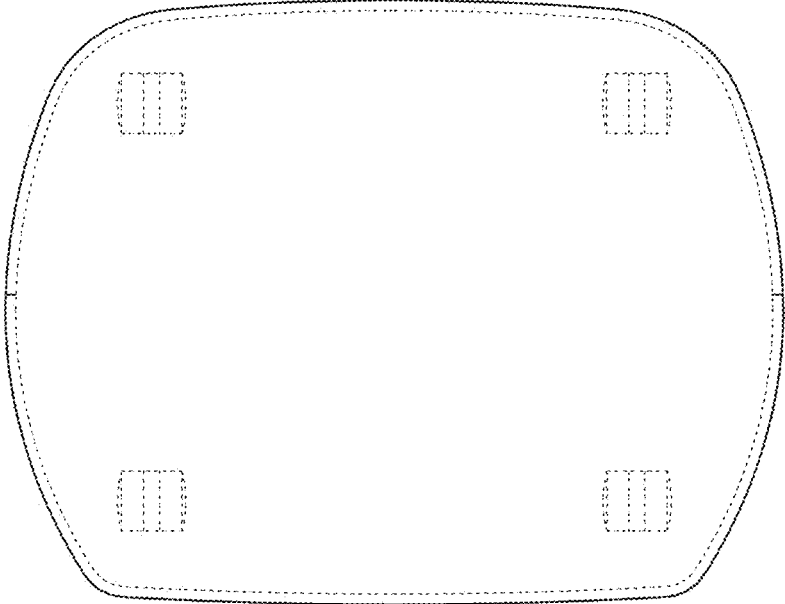


FIG. 8

