



US00D729271S

(12) **United States Design Patent**  
**Zhang et al.**

(10) **Patent No.:** **US D729,271 S**

(45) **Date of Patent:** **\*\* May 12, 2015**

(54) **DISPLAY SCREEN PORTION WITH ANIMATED GRAPHICAL USER INTERFACE**

(71) Applicant: **Tencent Technology (Shenzhen) Company Limited**, Shenzhen, Guangdong (CN)

(72) Inventors: **Jieming Zhang**, Shenzhen (CN); **Nongfei Pan**, Shenzhen (CN); **Tingting An**, Shenzhen (CN); **Wenbo Lyu**, Shenzhen (CN); **Kun Ma**, Shenzhen (CN); **Jiadong Liu**, Shenzhen (CN)

(73) Assignee: **Tencent Technology (Shenzhen) Company Limited**, Shenzhen, Guangdong (CN)

(\*\*) Term: **14 Years**

(21) Appl. No.: **29/441,790**

(22) Filed: **Jan. 9, 2013**

(51) **LOC (10) Cl.** ..... **14-04**

(52) **U.S. Cl.**

USPC ..... **D14/488**

(58) **Field of Classification Search**

CPC ..... G06F 3/048

USPC ..... D14/485-495; 715/700, 726, 788, 825, 715/828, 861, 864, 977

See application file for complete search history.

(56) **References Cited**

**U.S. PATENT DOCUMENTS**

D445,426	S *	7/2001	Wang et al.	.....	D14/486
D573,153	S *	7/2008	Roever et al.	.....	D14/488
D595,731	S *	7/2009	Vu et al.	.....	D14/488
7,581,182	B1 *	8/2009	Herz	.....	715/713
D614,637	S *	4/2010	Mizulo	.....	D14/486
7,747,968	B2 *	6/2010	Brodersen et al.	.....	715/821
D638,852	S *	5/2011	Skidmore et al.	.....	D14/488

8,006,184	B2 *	8/2011	Holtz et al.	.....	715/723
D649,154	S *	11/2011	Vance et al.	.....	D14/486
2003/0126601	A1 *	7/2003	Roberts et al.	.....	725/37
2004/0194150	A1 *	9/2004	Banker	.....	725/135
2008/0066012	A1 *	3/2008	Goodwin et al.	.....	715/825
2010/0293497	A1 *	11/2010	Peterson	.....	715/773
2010/0332378	A1 *	12/2010	Mauro et al.	.....	705/37

(Continued)

**FOREIGN PATENT DOCUMENTS**

WO WO 2007007166 A2 \* 1/2007

*Primary Examiner* — Stella Reid

*Assistant Examiner* — Richelle G Shelton

(74) *Attorney, Agent, or Firm* — Design IP

(57) **CLAIM**

The ornamental design for an display screen portion with animated graphical user interface, as shown and described.

**DESCRIPTION**

FIG. 1 is a front view of a first image of an display screen portion with animated graphical user interface showing our new design;

FIG. 2 is a front view of a second image thereof;

FIG. 3 is a front view of a third image thereof;



FIG. 4 is a front view of a fourth image thereof;

FIG. 5 is a front view of a fifth image thereof; and,

FIG. 6 is a front view of a sixth image thereof.

The appearance of the transitional image sequentially transitions between the images shown in FIGS. 1 through 6. The process or period in which one image transitions to another image forms no part of the claimed design. The broken line showing of a portion of a display screen in FIGS. 1 through 6 forms no part of the claimed design. The broken line showing of text and portions of the graphical user interface in FIGS. 1 through 6 represents environmental subject matter and forms no part of the claimed design.

**1 Claim, 6 Drawing Sheets**



# US D729,271 S

Page 2

---

(56)

## References Cited

### U.S. PATENT DOCUMENTS

2011/0271228	A1 *	11/2011	Bederson et al. ....	715/803	
2012/0096405	A1 *	4/2012	Seo .....	715/825	
2012/0179996	A1 *	7/2012	Kulakov .....	715/825	
2011/0022450	A1 *	1/2011	Meredith .....	705/14.4	
2011/0066943	A1 *	3/2011	Brillon et al. ....	715/716	* cited by examiner

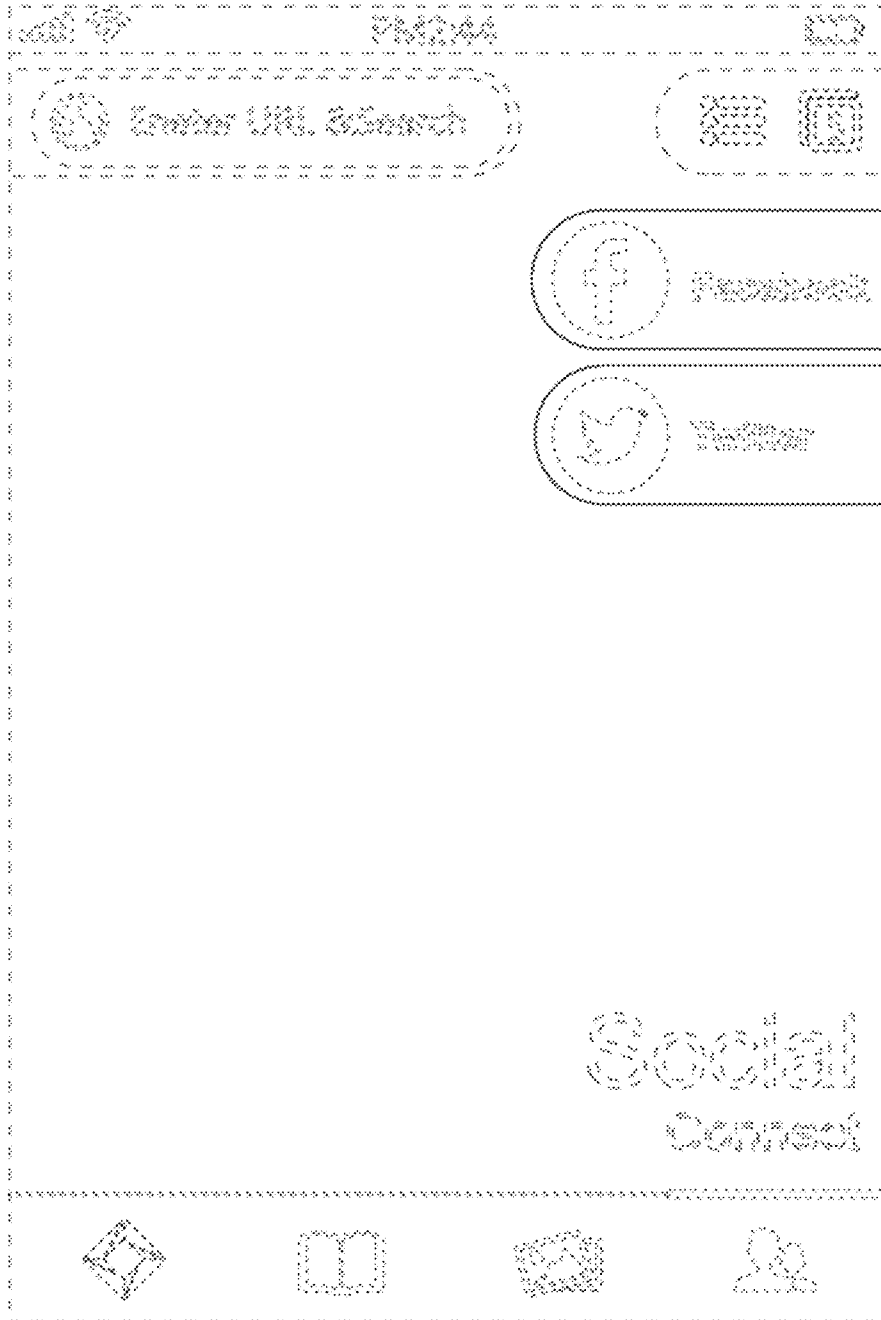


FIG. 1




FIG. 2

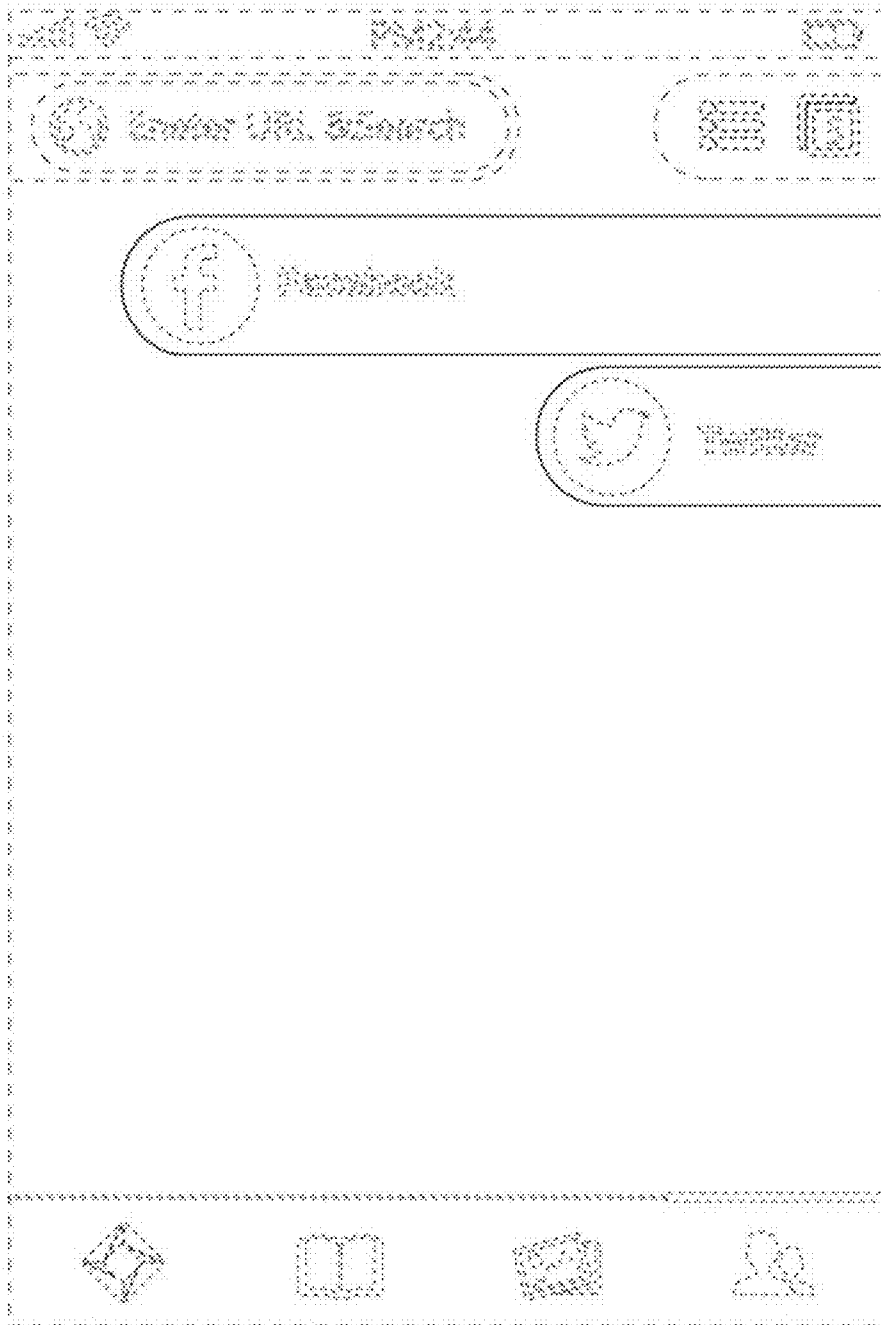


FIG. 3

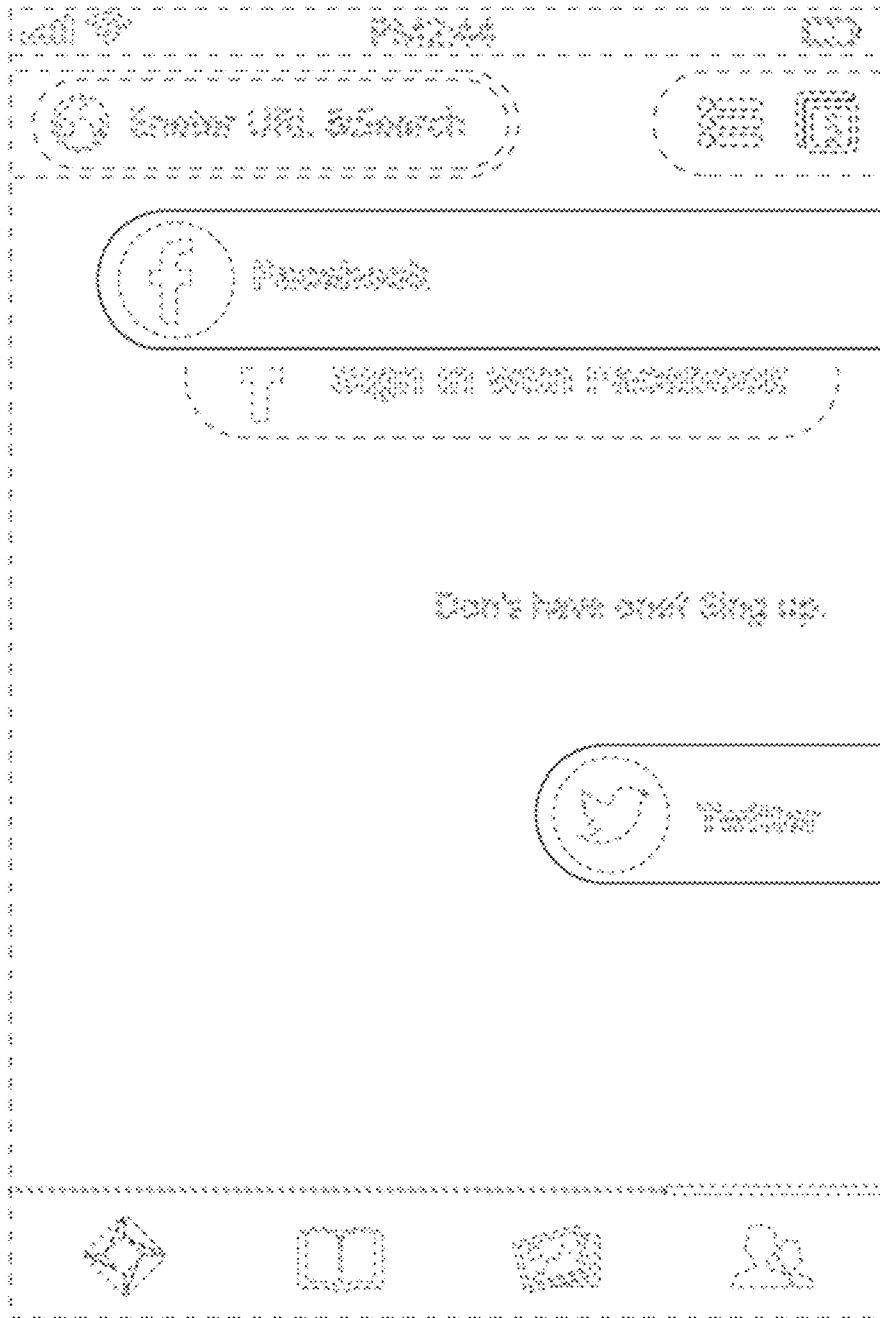


FIG. 4

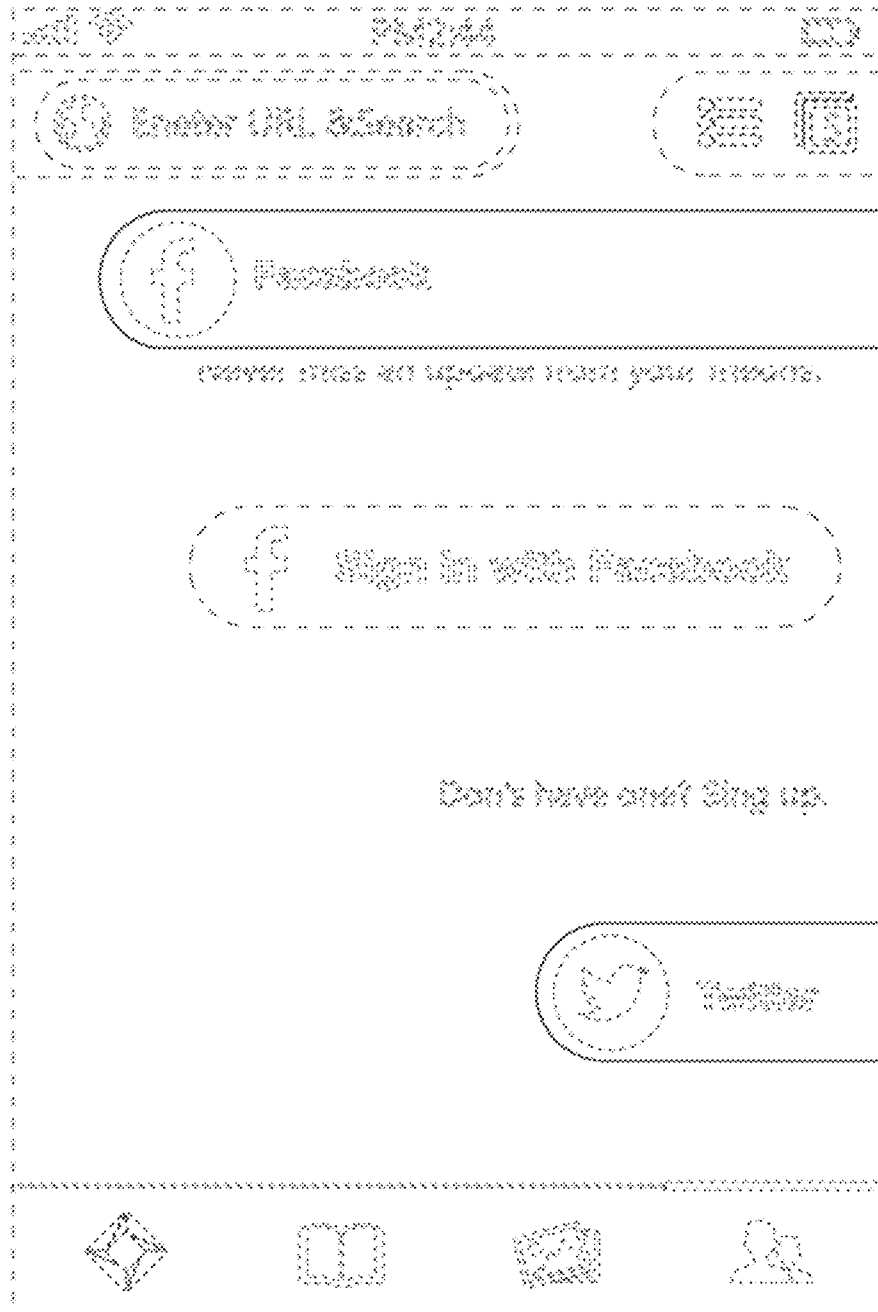


FIG. 5

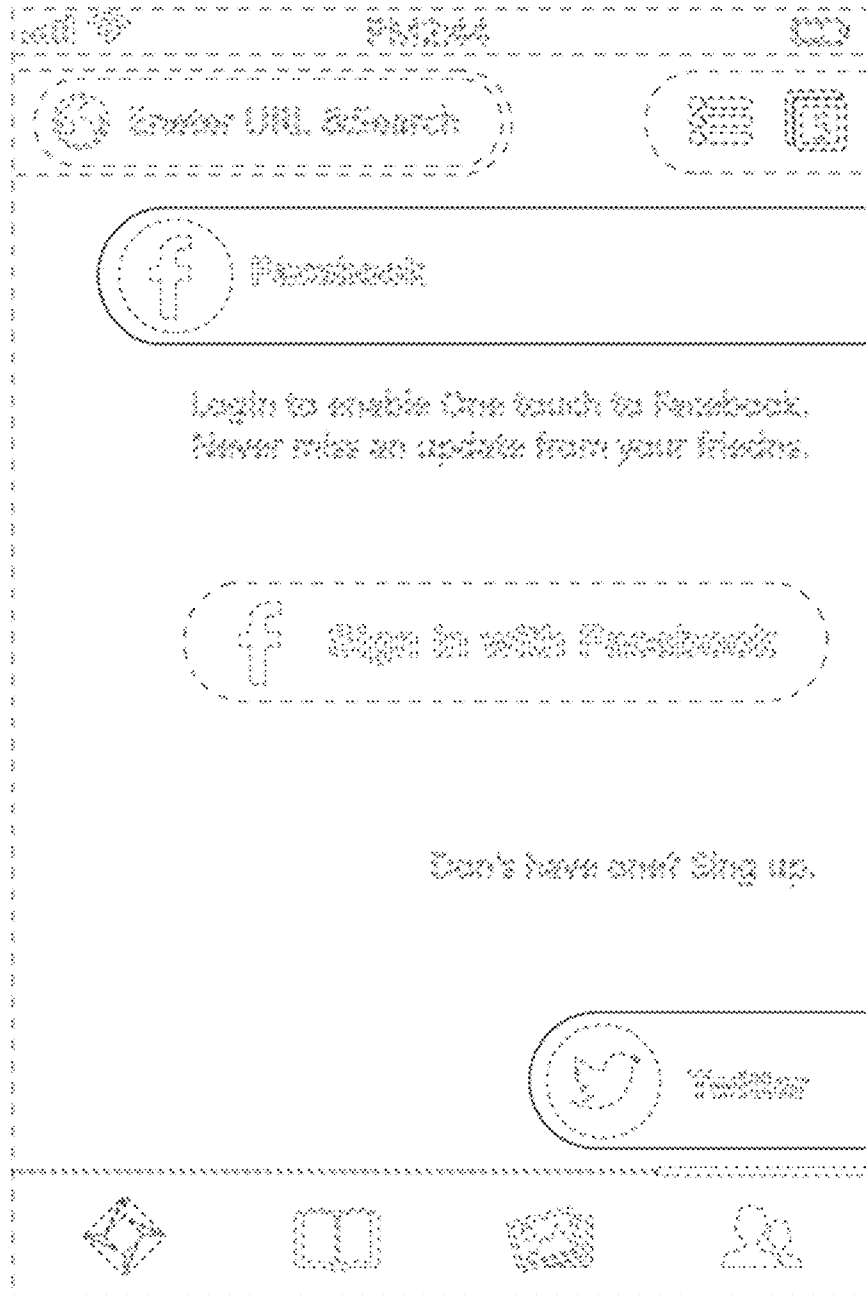


FIG. 6