



US00D397682S

# United States Patent [19] Yotukura

[11] Patent Number: Des. 397,682  
[45] Date of Patent: \*\*Sep. 1, 1998

### [54] PORTABLE CREDIT CARD READER

[75] Inventor: Masakatu Yotukura, Kanagawa-ken, Japan

[73] Assignee: Kanda Tsushin Kogyo Co., Ltd., Tokyo, Japan

[\*\*] Term: 14 Years

[21] Appl. No.: 58,396

[22] Filed: Aug. 14, 1996

### [30] Foreign Application Priority Data

Feb. 21, 1996 [JP] Japan ..... 4419

[51] LOC (6) Cl. .... 14-02

[52] U.S. Cl. .... D14/105

[58] Field of Search ..... D14/100, 105, D14/106, 107, 118; D18/4, 7; 235/470, 380, 382, 382.5, 482, 483, 383, 379, 378, 2, 7 R; 395/216

### [56] References Cited

#### U.S. PATENT DOCUMENTS

D. 298,944 12/1988 Stark et al. .... D14/105

D. 311,178 10/1990 Goodner ..... D14/105  
D. 340,919 11/1993 Lee ..... D14/105  
D. 371,765 7/1996 Moss et al. .... D14/105

Primary Examiner—Freda Nunn  
Attorney, Agent, or Firm—Hamilton, Brook, Smith & Reynolds, P.C.

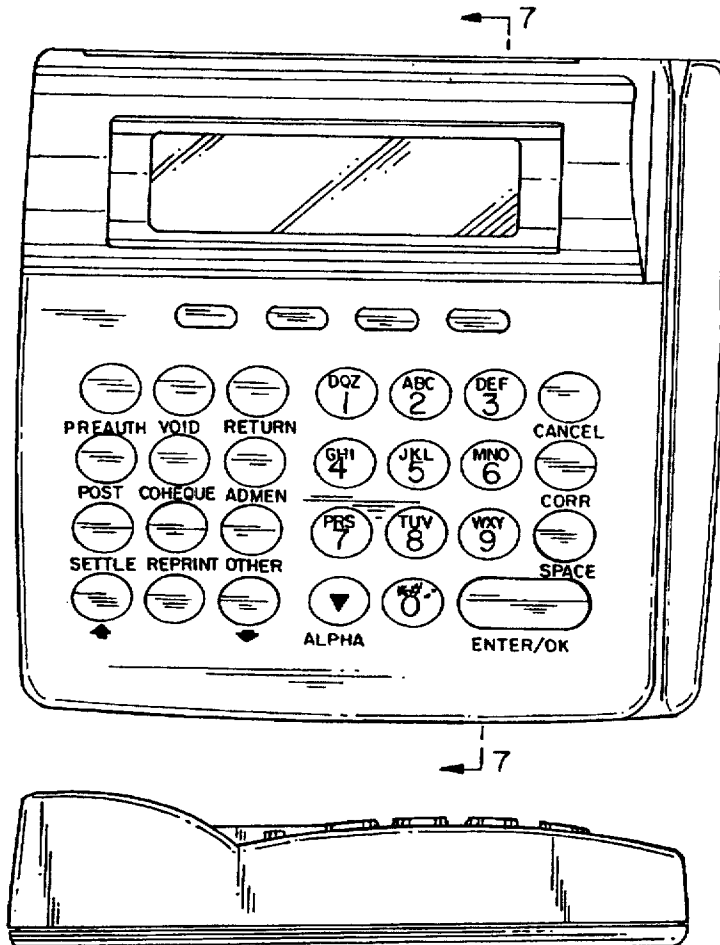
### [57] CLAIM

The ornamental design for a portable credit card reader, as shown and described.

### DESCRIPTION

FIG. 1 is a top plan view of a portable credit card reader showing my new design;  
FIG. 2 is an end elevation;  
FIG. 3 is an opposite end elevation;  
FIG. 4 is a view from one side;  
FIG. 5 is a view from the opposite side;  
FIG. 6 is a view from below; and  
FIG. 7 is an enlarged cross-sectional view taken along line 7—7 of FIG. 1.

1 Claim, 4 Drawing Sheets



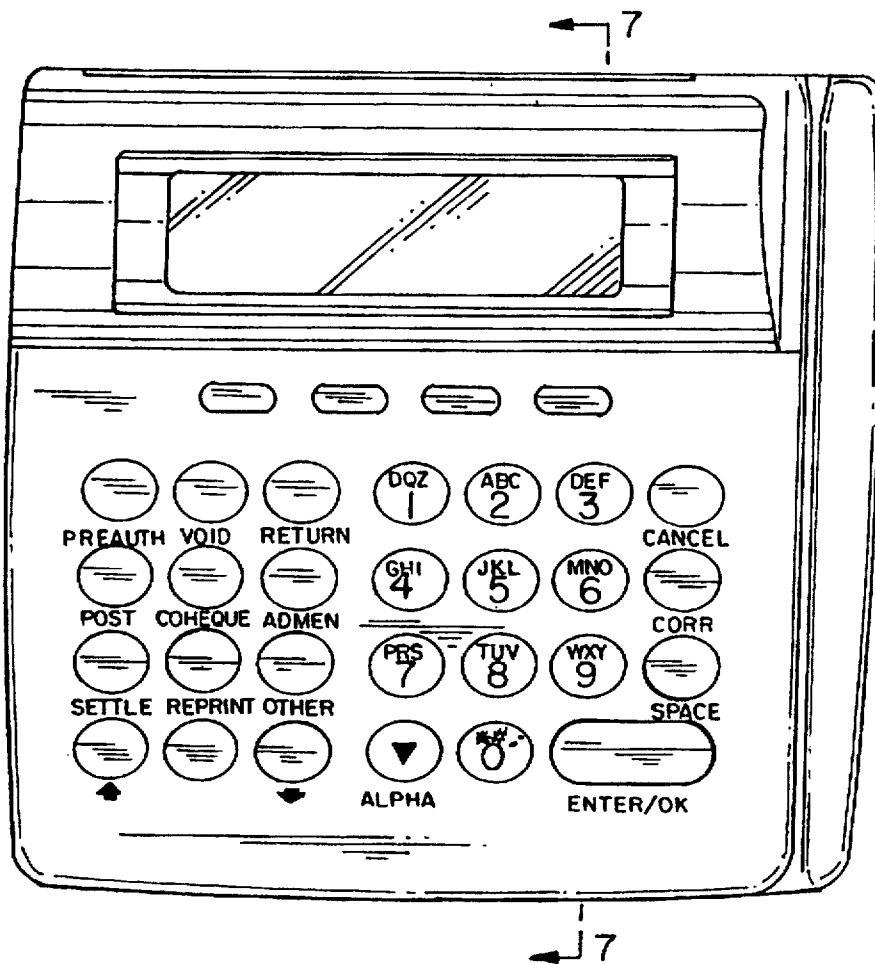


FIG. 1

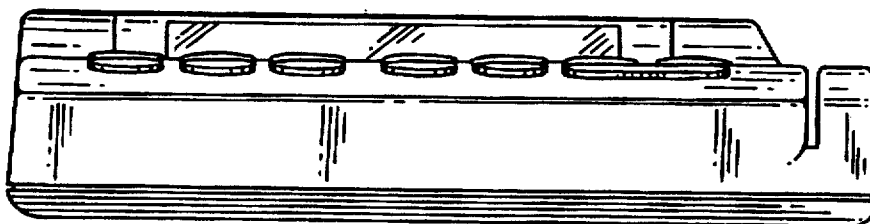




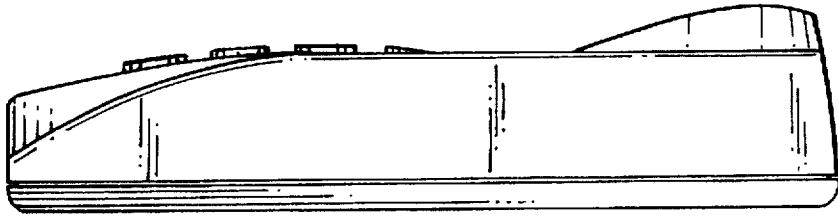
FIG. 2



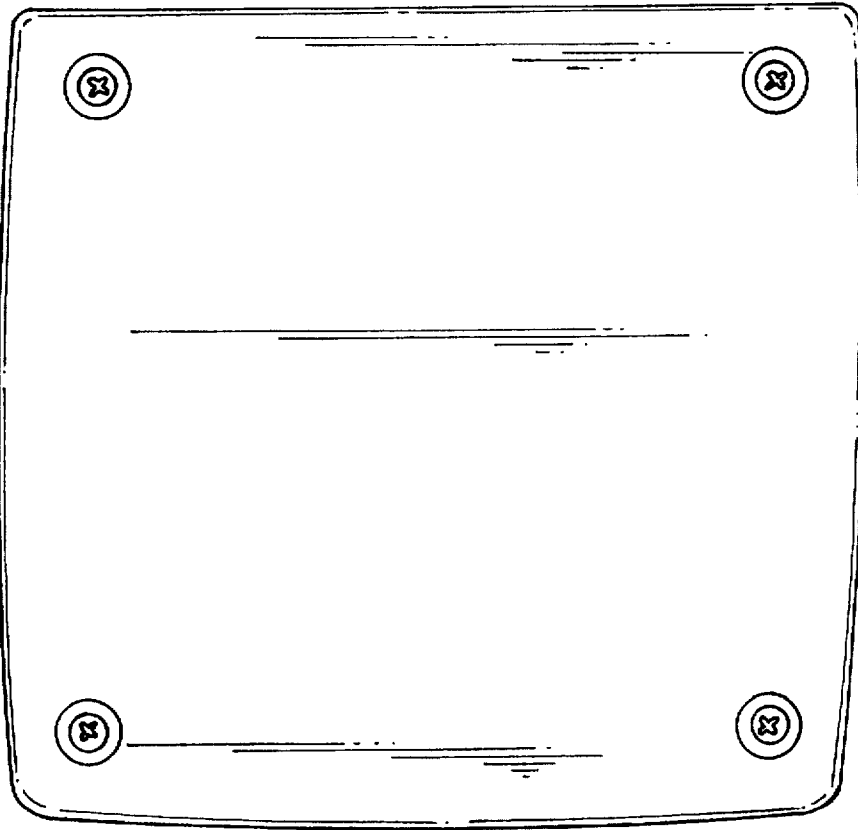
*FIG. 3*



*FIG. 4*



*FIG. 5*



*FIG. 6*

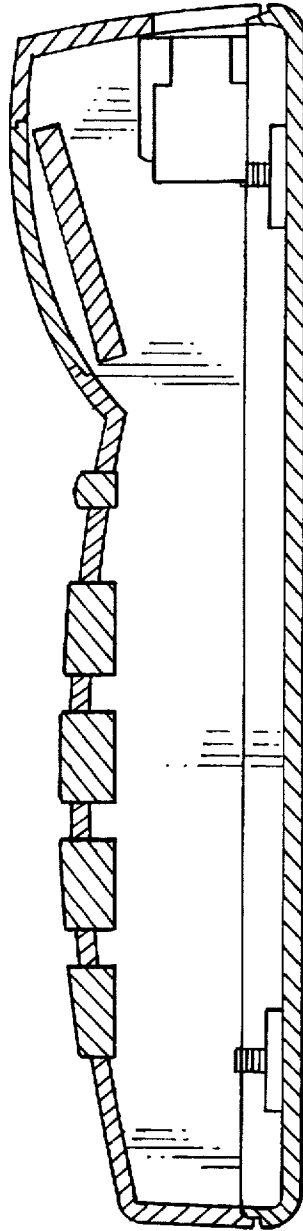


FIG. 7