



US00D356249S

United States Patent [19]

[11] Patent Number: **Des. 356,249**

Abfier et al.

[45] Date of Patent: **** Mar. 14, 1995**

[54] **SPRAY NOZZLE AND ACTUATOR**

D. 339,739	9/1993	Gray	D9/300
3,227,321	1/1966	Sagarin	222/402.13
3,933,283	1/1976	Hoagland	222/402.13

[75] Inventors: **Melvin Abfier**, Stamford, Conn.;
Matthew Okin, Cresskill, N.J.

Primary Examiner—Melvin B. Feifer
Assistant Examiner—Cheri Cohen
Attorney, Agent, or Firm—Milton L. Honig

[73] Assignee: **Chesebrough-Pond's USA Co.**,
Division of Conopco, Inc.,
Greenwich, Conn.

[57] **CLAIM**

[**] Term: **14 Years**

The ornamental design for a spray nozzle and actuator, as shown and described.

[21] Appl. No.: **16,902**

DESCRIPTION

[22] Filed: **Dec. 28, 1993**

[52] U.S. Cl. **D9/300**

[58] Field of Search **D9/300, 448;**
D23/223-226, 213; 222/402.13

FIG. 1 is a top, front and right side perspective view of a combined spray nozzle and actuator button showing our new design, the neck and cylindrical body of an attached pressured aerosol container being shown in phantom and forming no part of the new design; FIG. 2 is a front elevational view of our new design; FIG. 3 is a side elevational view of our new design; FIG. 4 is a rear elevational view of our new design; and, FIG. 5 is a top plan view of our new design.

[56] **References Cited**

U.S. PATENT DOCUMENTS

D. 195,701	7/1963	Chermayeff	D9/300
D. 216,673	3/1970	Sexton, Jr.	D9/300

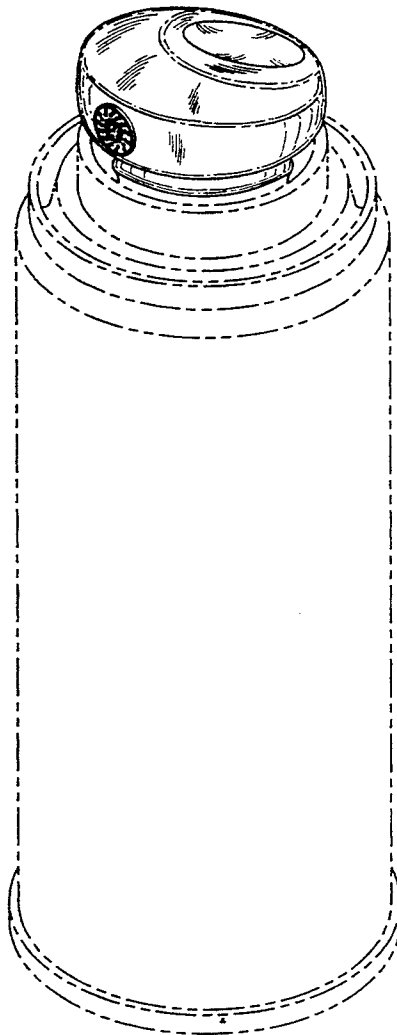


FIG. 1

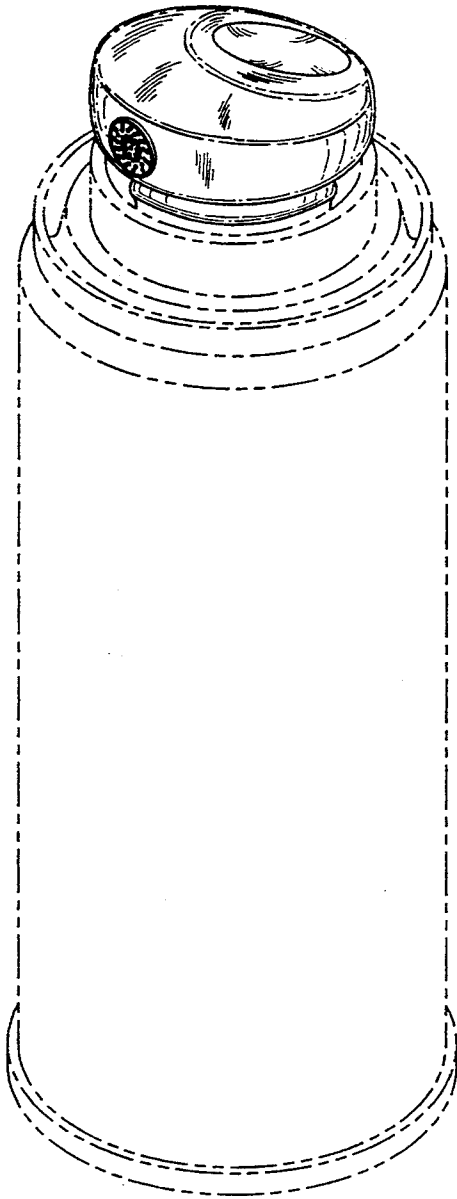


FIG. 2




FIG. 3




FIG. 4




FIG. 5

