

No. 862,154.

PATENTED AUG. 6, 1907.

D. F. GREENAWALT.
GLOVE PRESSER AND HOLDER.
APPLICATION FILED SEPT. 26, 1906.

2 SHEETS—SHEET 1.

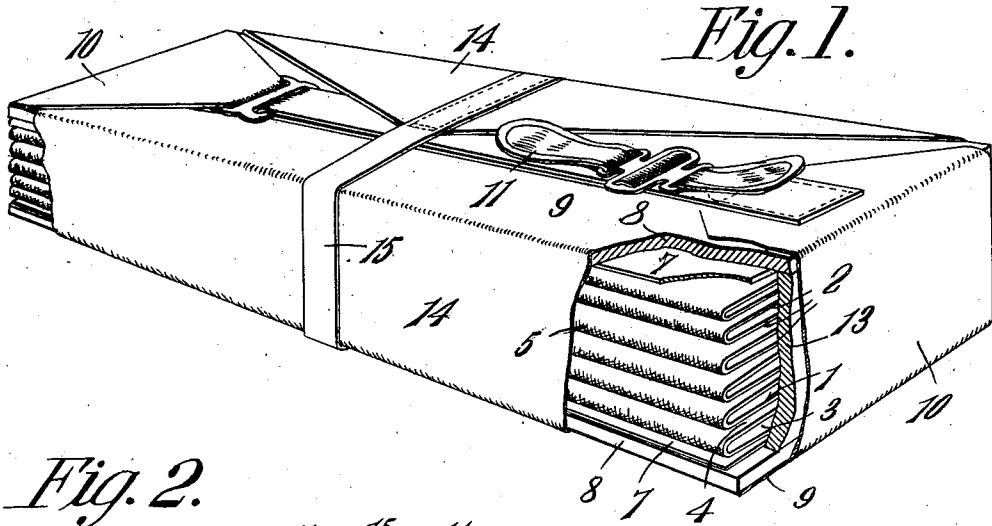
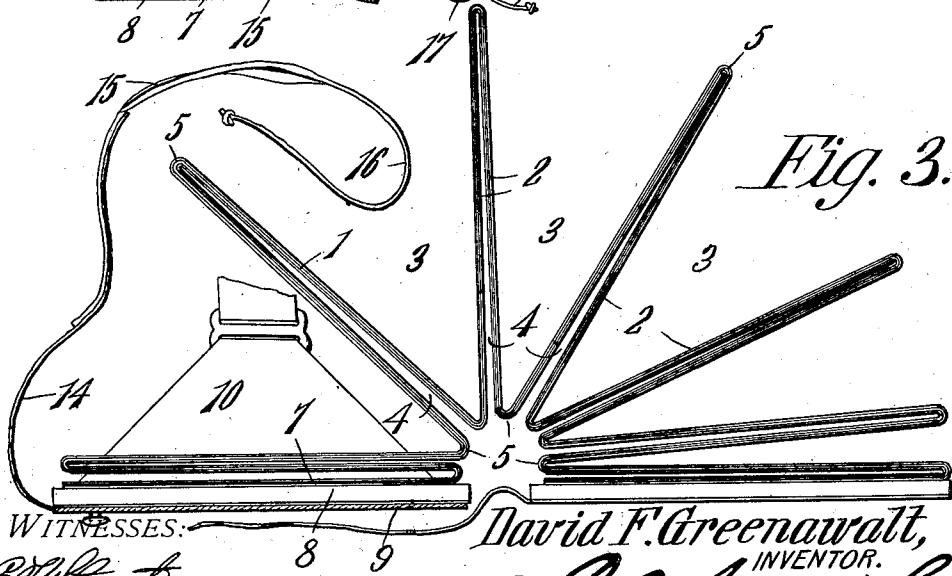
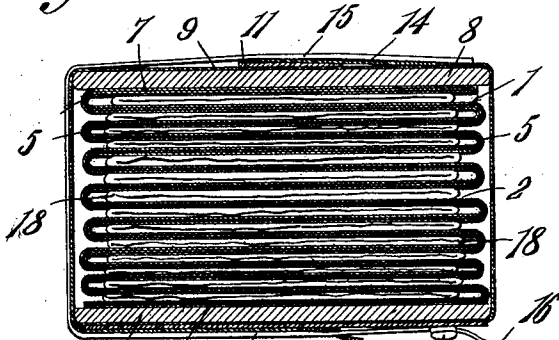


Fig. 2.



WITNESSES:

E. H. Stewart
L. Pradway.

David F. Greenawalt,
INVENTOR.
By *C. A. Snow & Co.*
ATTORNEYS

No. 862,154.

PATENTED AUG. 6, 1907.

D. F. GREENAWALT.
GLOVE PRESSER AND HOLDER.
APPLICATION FILED SEPT. 26, 1906.

2 SHEETS—SHEET 2.

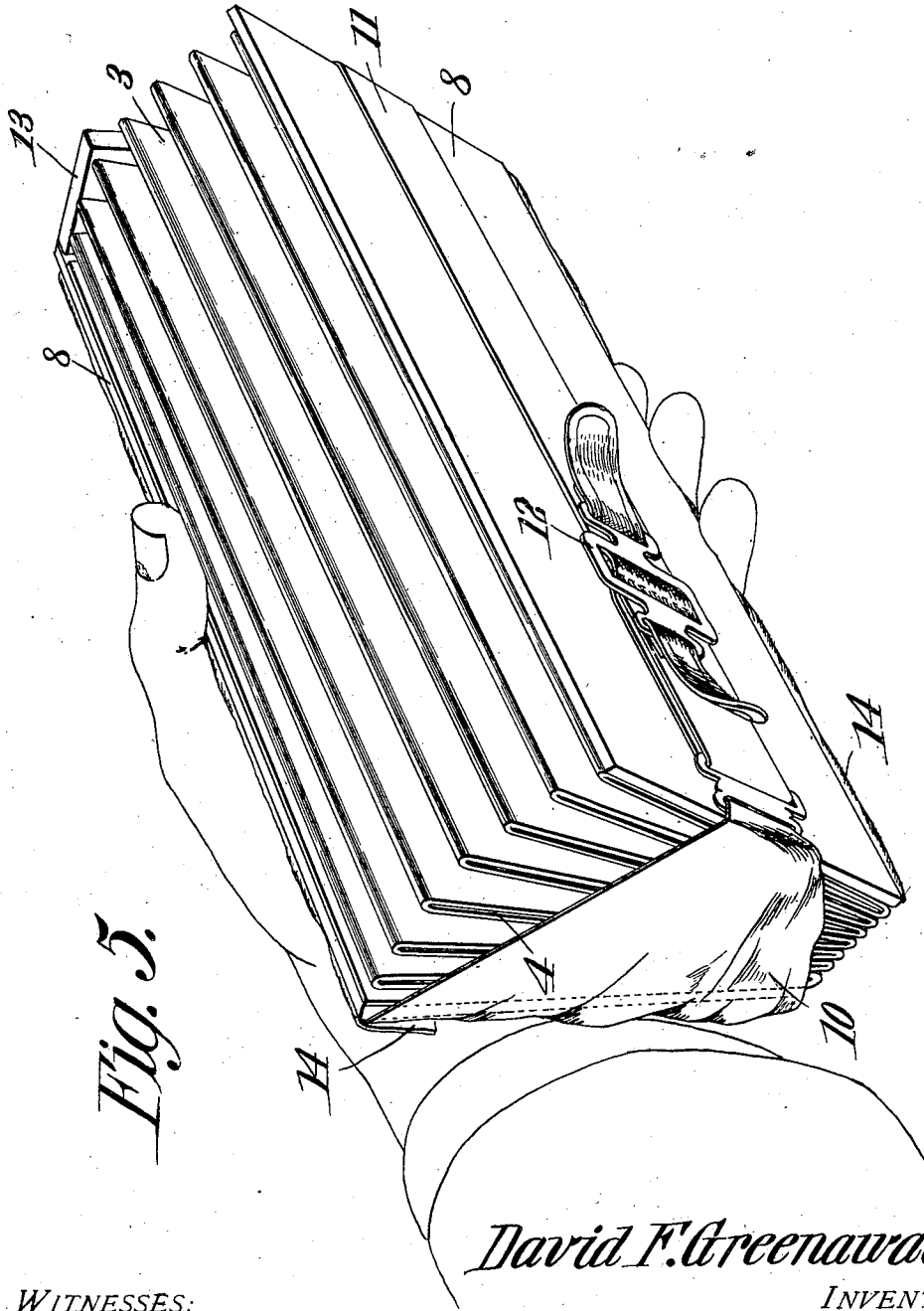


Fig. 5.

WITNESSES:

E. J. Stewart
C. Bradway

David F. Greenawalt,
INVENTOR.

By *C. Snowles*
ATTORNEYS

UNITED STATES PATENT OFFICE.

DAVID F. GREENAWALT, OF YORK, PENNSYLVANIA.

GLOVE PRESSER AND HOLDER.

No. 862,154.

Specification of Letters Patent.

Patented Aug. 6, 1907.

Application filed September 26, 1906. Serial No. 336,375.

To all whom it may concern:

Be it known that I, DAVID F. GREENAWALT, a citizen of the United States, residing at York, in the county of York and State of Pennsylvania, have invented a new and useful Glove Presser and Holder, of which the following is a specification.

This invention relates to a presser and holder for gloves and similar articles, which is adapted for use by traveling salesmen for carrying samples, or for use in stores for holding gloves in a neat, orderly and convenient manner, so that they can be easily and quickly displayed to customers and stored away compactly when not in use.

The invention has for one of its objects to provide a glove case of the nature described which is of simple and comparatively inexpensive construction, convenient to manipulate for placing or storing gloves, or exhibiting them to customers, and effective in keeping the gloves clean and in presentable form and in preventing wrinkles, soiling, and other damage incident to the promiscuous methods commonly employed in stores.

A further object of the invention is to provide a holder of large capacity and having means whereby the finger and palm portions of the gloves can be pressed without subjecting the wrist portions to pressure so as to prevent the buttons from disfiguring or marking the kid or leather with impressions. And another object of the invention is the provision of a device of the character referred to, of improved and simplified construction and operation, comprising a pocket forming member attached at its ends to stiff cover members or backs and provided with flexible flaps adapted to lap over the open ends and sides of the pockets so as to prevent the gloves from dropping out, exclude dirt from the pockets, and obviate the soiling of the edges of the gloves by handling the device.

With these objects in view, and others, as will appear as the nature of the invention is better understood, the invention comprises the various novel features of construction and arrangement of parts, to be more fully described hereinafter and set forth with particularity in the claims appended hereto.

In the accompanying drawing, which illustrates one of the embodiments of the invention, Figure 1 is a perspective view of a glove case with two corner portions broken away to illustrate the details of construction. Fig. 2 is a transverse section taken adjacent the middle of the device. Fig. 3 is an end view of the glove case illustrating one manner of opening the same for the purpose of exhibiting the construction. Fig. 4 is an enlarged sectional view of a portion of the pocket forming element of the device. Fig. 5 is a perspective view of the device showing the manner of its use.

Corresponding parts in the several figures are indicated throughout by similar characters of reference.

Referring to the drawing, 1 designates the pocket forming element or member of the glove case or holder and presser. This member consists of a strip of suitable material, such as sheet fiber or cardboard, of a width corresponding to the length of the gloves, and of such a length as to be folded back and forth on itself a number of times to form the glove receiving pockets. The member 1 is preferably a single piece and is folded after the manner of the folds of a bellows, the folds or leaves 2 being somewhat wider than the width of the gloves, so that the pockets formed between any two adjacent leaves will be of sufficient depth to entirely receive one, or a pair of gloves. By folding the pocket forming member 1 in this manner, a set of pockets 3 will be provided on one side and a set of pockets 4 will be provided on the opposite side. In order to give flexibility and durability to the folded edges 5 of the leaves, the pocket forming member 1 is covered on both sides by a suitable fabric 6, as shown more clearly in Fig. 4, said facings or coverings 6 being glued or otherwise suitably secured to the member 1. The end leaves 7 are rigidly attached, as by glue, to stiff covers or backs 8 which may be made of wood or cardboard, and are of slightly larger dimensions than the leaves, so as to project at their edges beyond the leaves for the purpose of protecting the bends 5 from wear. The covers 8 are independent, so that the holder can be opened from one edge or the other to open either set of pockets. The covers 8 are faced with a suitable fabric, indicated at 9, in order to give a good finish and improve the appearance of the case.

In order to adapt the device for use as a press, the leaves at one end are compressible toward each other by drawing the covers 8 together. The opposite end of the case is provided with means for holding the leaves slightly distended or apart, so that the gloves can be placed in the pockets with their button ends arranged where the leaves are normally held apart, so that the buttons will not form impressions in the kid or leather. A simple manner of accomplishing these ends consists in providing flexible flaps 10 forming part of the bottom facing fabric 9, Fig. 1, which are adapted to lap over the ends of the device and partly over the top cover. These flaps are provided with a device for drawing the covers together, such, for instance, as a strap 11 on one of the flaps and a buckle 12 on the other flap, or any other equivalent device. On the inner surface of one of the flaps 10 is glued or otherwise suitably secured a stiff strip 13 of wood or cardboard similar to the covers 8. This member 13 engages between the adjacent ends of the covers 8, so as to prevent the covers from being drawn together to such an extent as to cause the buttons of the gloves to make impressions in the kid or leather. No such means is provided at the opposite end of the case, for the reason that the covers are adapted to be drawn together as tightly as desired for

the purpose of pressing the fingers and palm portions of the gloves. The flaps 10, in addition to the function of holding the case closed, serve to cover the ends of the pockets to assist in excluding dirt. The sides of the pockets 3 and 4 are covered by side flaps 14 each formed as a continuation of the facing fabric 9 for the covers 8. The flap 14 of each cover laps over the adjacent edges of the pockets and over a portion of the opposite cover, and these flaps are held in place by a tape or strap 15 on one of the flaps which extends partly around the case and terminates in a cord 16 whose free end fastens around a button or fastening 17 on the under cover, Fig. 2. The case may be closed by securing the end flaps first in place and then the side flaps 14, or vice versa, as may be found convenient.

In use, one or more gloves 18 are placed in the pockets 3 and 4 of each set, and these are held in the compact manner depicted in Fig. 2 when the device is stored away. The gloves are thus pressed and kept in the proper form, and the flaps 10 and 14 effectively exclude dust and prevent the soiling of the gloves. When it is desired to display the gloves to a customer, the strap 15 is unfastened and the side flaps turned back and then the buckle 12 is pulled in a direction to produce a slack in the strap 11. While the device is held in the hand in the manner shown in Fig. 5, the slack of the strap will permit the pockets of one set to open far enough to exhibit the gloves therein, the strap serving as a stop for preventing the pockets from being opened too far. While the device is held open in the manner shown, the gloves in the other set of pockets are prevented from dropping out. To exhibit the gloves in the other pockets, the device is turned over and the pockets permitted to be opened in the same manner.

While the device has been described as particularly adaptable for use as a glove holder and press, it is not necessarily limited to this use, since other articles may be conveniently and compactly stored away and exhibited by the device.

I have described the principle and operation of the invention, together with the apparatus which I now consider to be the best embodiment thereof, but I desire to have it understood that the apparatus shown is merely illustrative, and that various changes may be made, when desired, as are within the scope of the appended claims.

What is claimed is:—

1. A device of the class described comprising a pocket forming member composed of a single piece folded back and forth on itself a number of times, flexible fabric secured over the folded portions of the member, stiff covers attached to the ends of the member, means for drawing the covers together, and a device arranged to permit said means to draw the covers closer at one end than at the other.
2. A device of the class described comprising a pocket

forming member composed of a single piece folded back and forth on itself a number of times, a cloth facing on both sides of the said member and extending throughout the length thereof, stiff covers attached to the ends of the member and extending beyond the said member at one end, means for drawing the covers together, and a device adapted to engage between the extended ends of said covers for holding them separated to a limited extent.

3. A device of the class described comprising a folded member constituting a plurality of pockets, means for drawing the pockets together, and means for holding the pockets slightly separated at one end.

4. A device of the class described comprising a folded member constituting a plurality of pockets, covers attached to the ends of the member, means for drawing the covers together, and a device arranged to limit the drawing effect of the said means on the covers at one end thereof.

5. A device of the class described comprising a folded member forming a plurality of pockets, independent covers secured to the ends of the member, means for drawing the covers together, and a device arranged to engage between the covers at one end to limit the drawing movement of the said covers.

6. A device of the class described comprising a pocketed member, flaps lapping over the ends of the pockets, a fastening device connecting the flaps, and means arranged to hold the pockets slightly distended at one end against the draft of the fastening device.

7. A device of the class described comprising a pocketed member, stiff pieces on opposite sides of the member forming a cover therefor, flexible flaps at the ends of the covers, means for drawing the flaps together to compress the pockets of the members, and means between the covers at one end for opposing the compressing of the pockets at the end adjacent to said latter means.

8. A device of the class described comprising a pocketed member, stiff cover pieces on opposite sides thereof, flexible flaps arranged to engage over the ends of the covers, a member on one of the flaps arranged to engage between the covers at one end and holding them spaced apart, and means connecting the flaps for drawing the covers together.

9. A device of the class described, comprising a pocketed member, stiff cover pieces on opposite sides thereof, flexible flaps on one of the covers arranged to extend over the ends of the member and the other cover, a piece of stiff material on one of the flaps for engaging between the covers to hold them apart, and a buckle and strap for drawing the flaps together and acting through the covers to compress the pockets of the said member at the ends opposite from the piece between the covers.

10. A device of the class described comprising a pocketed member, independent covers on opposite sides thereof, a fabric casing for each of the covers formed into end and side flaps adapted to extend over the open edges of the pockets and partly around the covers, a member on one of the end flaps for holding the covers spaced apart, a device for drawing the end flaps together for compressing the pockets in the said member, and a device for holding the side flaps in position.

In testimony that I claim the foregoing as my own, I have hereto affixed my signature in the presence of two witnesses.

DAVID F. GREENAWALT.

Witnesses:

Wm. F. Fry,
H. H. Fry.