



US00D384279S

# United States Patent [19] Hepworth

[11] Patent Number: Des. 384,279  
[45] Date of Patent: \*\*Sep. 30, 1997

[54] CARRIER HANDLE  
[75] Inventor: **Linda Anne Hepworth**, Farnham, England  
[73] Assignee: **Angel Handles (International) Limited**, Guildford, England  
[\*\*] Term: **14 Years**  
[21] Appl. No.: **40,199**  
[22] Filed: **Jun. 5, 1995**  
[51] LOC (6) Cl. .... **09-99**  
[52] U.S. Cl. .... **D9/434**  
[58] Field of Search ..... D9/434, 455, 499; D8/300, 313, 315; D3/315, 318; D7/393, 394; D34/28; 220/752, 755, 759; 16/114 B, 114 R, 110.5, 116 R; 294/170, 171, 153, 159, 164; 383/6, 13, 15, 23, 24

3,800,361 4/1974 Stauffer ..... D8/300 X  
4,590,640 5/1986 Enersen ..... 383/15 X

### FOREIGN PATENT DOCUMENTS

0378958 7/1990 European Pat. Off. .... 294/171  
2153213 8/1985 United Kingdom ..... 16/114 B  
2228860 9/1990 United Kingdom ..... 294/171  
2237733 5/1991 United Kingdom ..... 294/171  
2241432 9/1991 United Kingdom ..... 294/171  
2246697 2/1992 United Kingdom ..... 294/171  
2256130 12/1992 United Kingdom ..... 294/171

Primary Examiner—Jeffrey Asch

### [57] CLAIM

The ornamental design for a carrier handle, as shown and described.

### DESCRIPTION

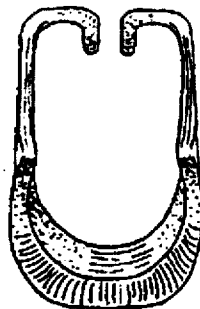
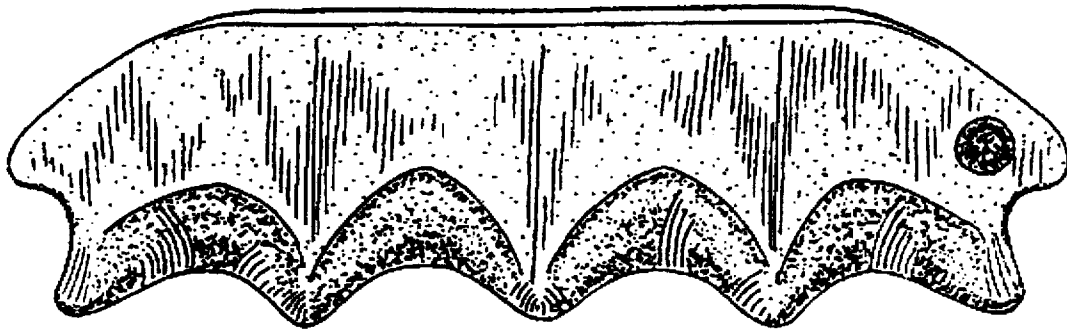
FIG. 1 is a perspective view of a carrier handle showing my new design;  
FIG. 2 is a front elevation taken from the right of FIG. 1, and includes a hole in the front right flank;  
FIG. 3 is a side elevation taken from the left of FIGS. 1, 2, 4 and 5, the right side elevation being identical;  
FIG. 4 is a top plan view; and  
FIG. 5 is a rear elevation of FIG. 2, and is similar to FIG. 2, but does not have a hole in either flank.

1 Claim, 1 Drawing Sheet

### [56] References Cited

#### U.S. PATENT DOCUMENTS

D. 319,569 9/1991 Clark ..... D9/434 X  
D. 361,264 8/1995 West ..... D9/434  
D. 362,588 9/1995 Cohen et al. .... D7/393  
2,448,894 9/1948 Laus ..... 294/171  
2,717,411 9/1955 Taipale ..... 16/114 B



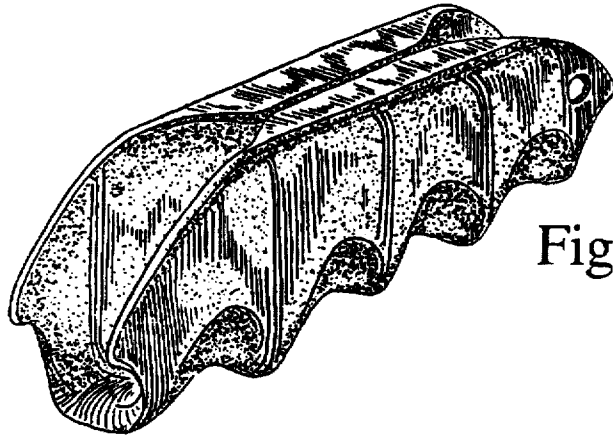


Fig 1

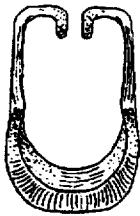


Fig 3

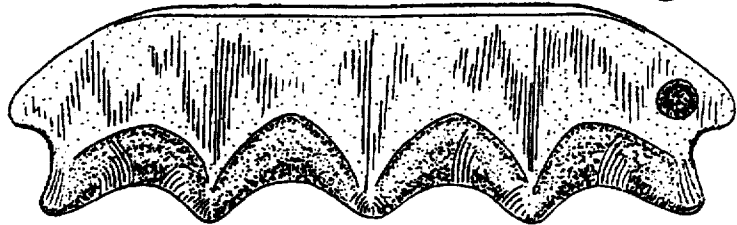


Fig 2




Fig 4

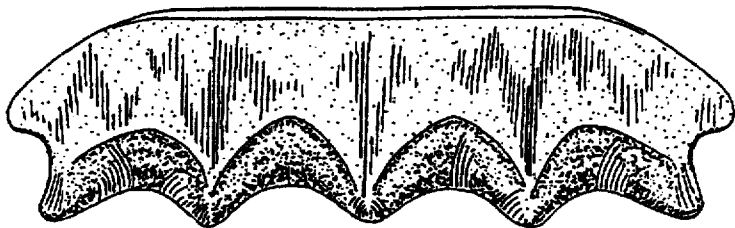


Fig 5