



US00D868521S

(12) **United States Design Patent** (10) **Patent No.:** **US D868,521 S**
Stropkay et al. (45) **Date of Patent:** **** Dec. 3, 2019**

(54) **BEVERAGE DISPENSER** D679,933 S * 4/2013 Bruno D7/306
D689,353 S 9/2013 Dockser et al.
(71) Applicant: **Coravin, Inc.**, Burlington, MA (US) D717,578 S 11/2014 Lazaris et al.
9,010,588 B2 * 4/2015 Lambrecht B67D 1/0412
222/399
(72) Inventors: **Scott Stropkay**, Carlisle, MA (US); D731,223 S * 6/2015 Hatherell D7/306
Mark Matthews, Scituate, MA (US); D755,554 S 5/2016 Lazaris et al.
Rory McGarry, Hingham, MA (US); D778,125 S 2/2017 Metaxatos et al.
Otto DeRuntz, Dunstable, MA (US); D792,729 S * 7/2017 Adewuyi D7/306
Michael Rider, Lowell, MA (US) D794,401 S * 8/2017 Chen D7/300
D795,026 S * 8/2017 Fouquet D7/665
D799,879 S * 10/2017 Shmueli D7/306
(73) Assignee: **Coravin, Inc.**, Bedford, MA (US) (Continued)
(**) Term: **15 Years**

OTHER PUBLICATIONS

(21) Appl. No.: **29/662,071** U.S. Appl. No. 29/662,073, filed Aug. 31, 2018.
(22) Filed: **Aug. 31, 2018** (Continued)
(51) **LOC (12) Cl.** **07-01** *Primary Examiner* — Marianne N Pandozzi
(52) **U.S. Cl.** (74) *Attorney, Agent, or Firm* — Wolf, Greenfield &
USPC **D7/306**; D7/665; D7/300; D7/312 Sacks, P.C.
(58) **Field of Classification Search**
USPC D7/665, 300, 306, 312, 313; D8/42; 222/400.7
CPC ... B65D 83/00; B67D 1/04; D67B 7/00; A47J 31/36
See application file for complete search history.

(57) **CLAIM**
The ornamental design for a beverage dispenser, as shown and described.

(56) **References Cited**

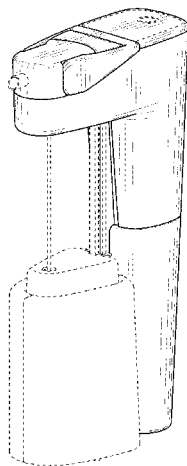
DESCRIPTION

U.S. PATENT DOCUMENTS

D268,245 S * 3/1983 Makino 81/3.2
D276,788 S * 12/1984 Ravreby D8/42
D404,604 S * 1/1999 Pochopien D7/309
D442,010 S * 5/2001 Collin D7/300
D464,241 S * 10/2002 Sun D8/39
D471,778 S * 3/2003 Federighi D8/42
D477,757 S * 7/2003 Yu D8/42
D600,493 S * 9/2009 Pino D7/306
D610,388 S * 2/2010 Hazan D7/306
7,717,027 B2 * 5/2010 Sato A47J 31/36
99/284
8,033,431 B2 * 10/2011 Sommerfield B67D 1/0412
222/129
D660,072 S * 5/2012 Makhallall D7/309

FIG. 1 is a top, front, right side perspective view of a beverage dispenser showing our new design;
FIG. 2 is a front elevation view thereof;
FIG. 3 is a right side elevation view thereof;
FIG. 4 is a top plan view thereof;
FIG. 5 is a rear elevation view thereof;
FIG. 6 is a left side elevation view thereof;
FIG. 7 is a bottom plan view thereof; and,
FIG. 8 is a top, rear, left side perspective view thereof.
The broken lines represent portions of the beverage dispenser that form no part of the claimed design.

1 Claim, 3 Drawing Sheets



(56)

References Cited

U.S. PATENT DOCUMENTS

D801,129 S * 10/2017 Metaxatos D7/665
D802,976 S * 11/2017 Buchik D7/313
D816,383 S * 5/2018 Liang D7/310
D849,463 S * 5/2019 Rider et al. D7/306
D851,438 S * 6/2019 Rider D7/306
2014/0183227 A1* 7/2014 Barnini B67D 1/0412
222/152
2017/0312706 A1* 11/2017 Song A47J 31/46
2018/0177329 A1* 6/2018 Segiet A47J 31/4403

OTHER PUBLICATIONS

U.S. Appl. No. 29/662,070, filed Aug. 31, 2018.
U.S. Appl. No. 29/662,068, filed Aug. 31, 2018.
U.S. Appl. No. 29/664,341, filed Sep. 24, 2018.
U.S. Appl. No. 29/664,346, filed Sep. 24, 2018.

* cited by examiner

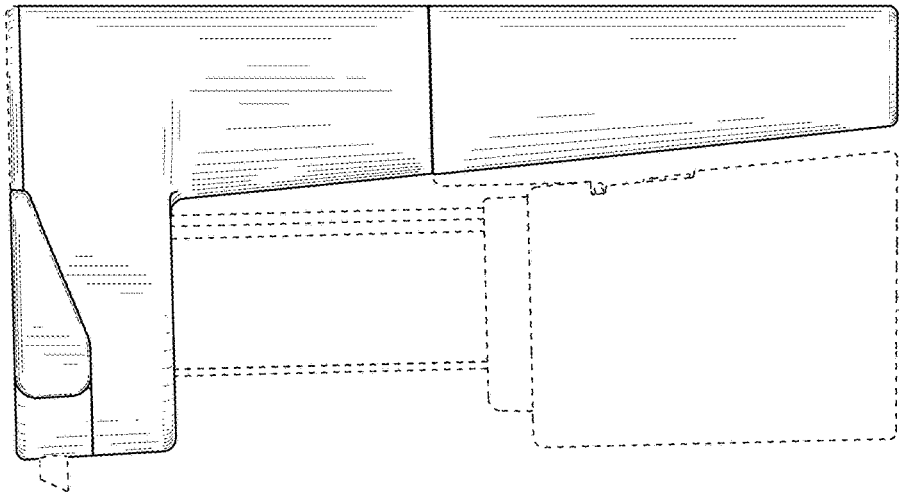


FIG. 1

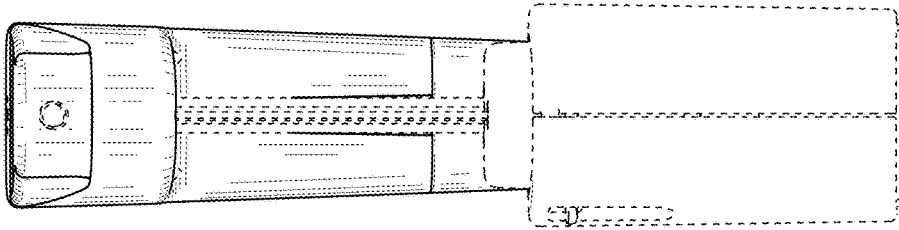


FIG. 2

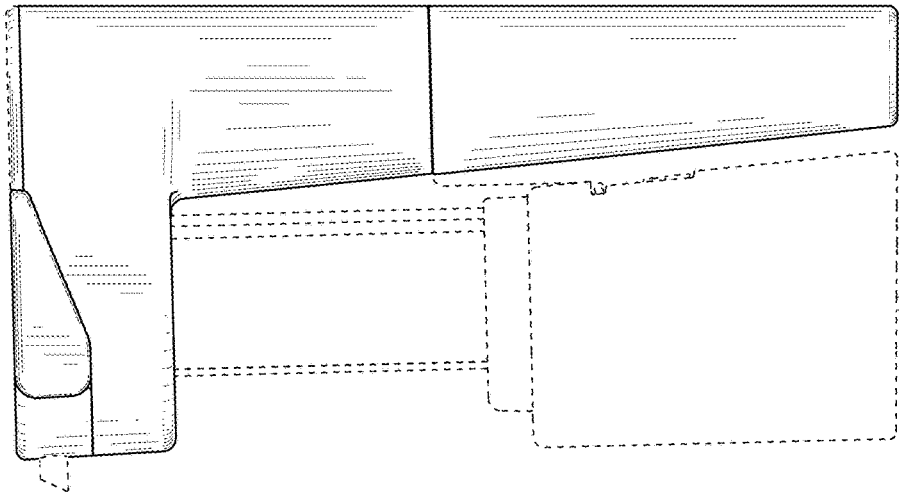


FIG. 3

FIG. 4

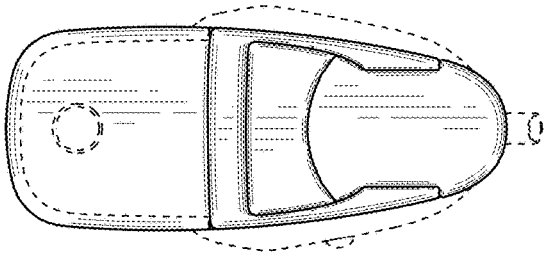


FIG. 6

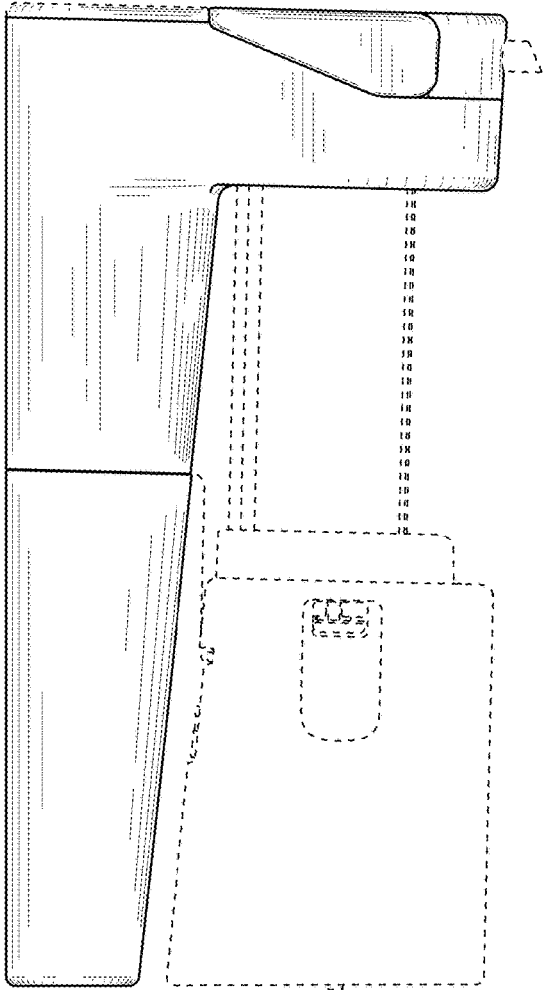


FIG. 5

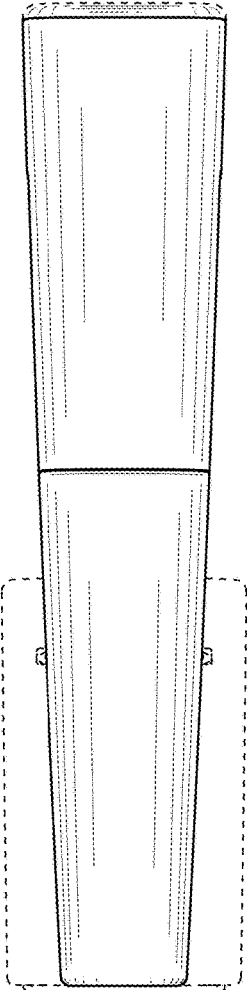
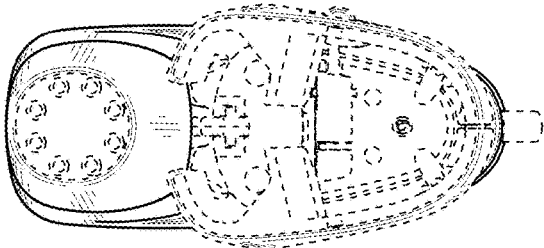


FIG. 7



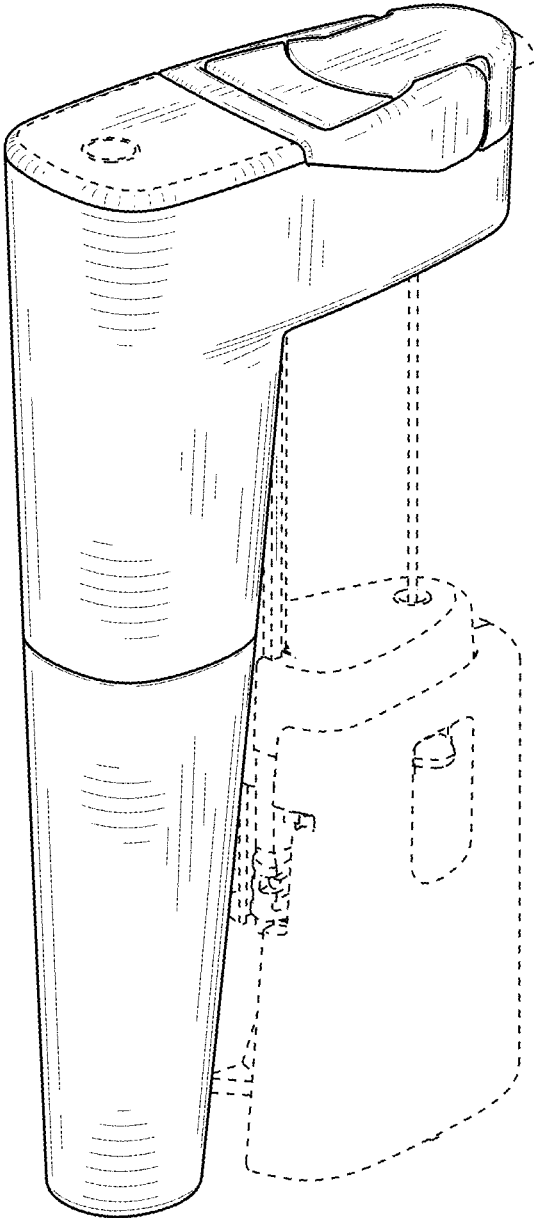


FIG. 8