

United States Patent [19]

Schultz

[11] Patent Number: **Des. 321,810**

[45] Date of Patent: **** Nov. 26, 1991**

[54] **GRIDDLE**

[75] Inventor: **Horst Schultz**, Am Dornbusch, Fed. Rep. of Germany

[73] Assignee: **AMC International Alfa Metalcraft Corporation AG**, Switzerland

[**] Term: **14 Years**

[21] Appl. No.: **338,635**

[22] Filed: **Apr. 14, 1989**

[30] **Foreign Application Priority Data**

Oct. 19, 1988 [CH] Switzerland 116953
 [52] U.S. Cl. **D7/363**
 [58] Field of Search D7/363, 355, 354, 358,
 D7/360, 362, 366, 356, 359, 363; 126/9 R, 275
 R; 99/422; D8/1, 8

[56] **References Cited**

U.S. PATENT DOCUMENTS

D. 145,810 10/1946 Lewis D7/363

D. 230,389 2/1974 Reiss D7/360 X
 D. 276,493 11/1984 Cosaroni D7/360 X
 2,554,412 5/1951 Kavanagh 99/446 X
 3,785,274 1/1974 Yamamoto 99/425
 4,666,727 5/1987 Wang 99/425 X

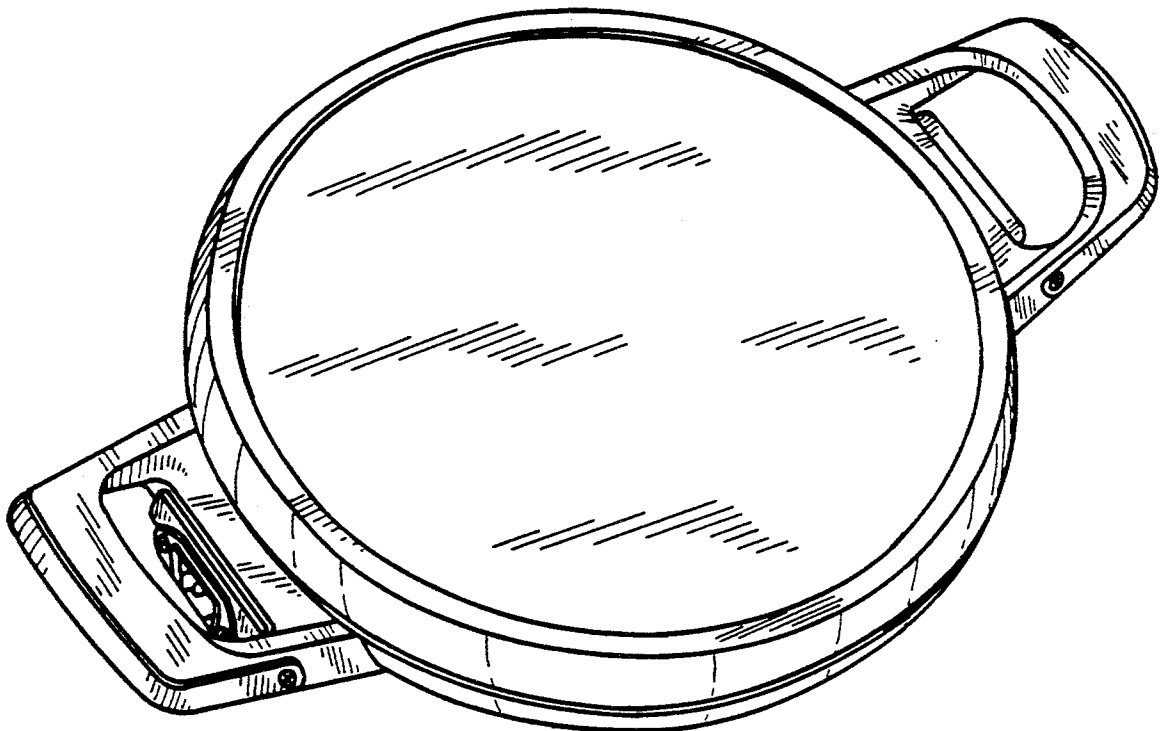
Primary Examiner—A. Hugo Word
Assistant Examiner—Paula Allen
Attorney, Agent, or Firm—Webb, Burden, Ziesenheim & Webb

[57] **CLAIM**

The ornamental design for a griddle, as shown.

DESCRIPTION

FIG. 1 is a perspective view of a griddle showing my new design;
 FIG. 2 is a top plan view thereof;
 FIG. 3 is a bottom plan view thereof;
 FIG. 4 is a left side elevational view thereof;
 FIG. 5 is a right side elevational view thereof;
 FIG. 6 is a side elevational view thereof taken from the left of FIG. 5; and
 FIG. 7 is a right side elevational view thereof.






FIG. 1

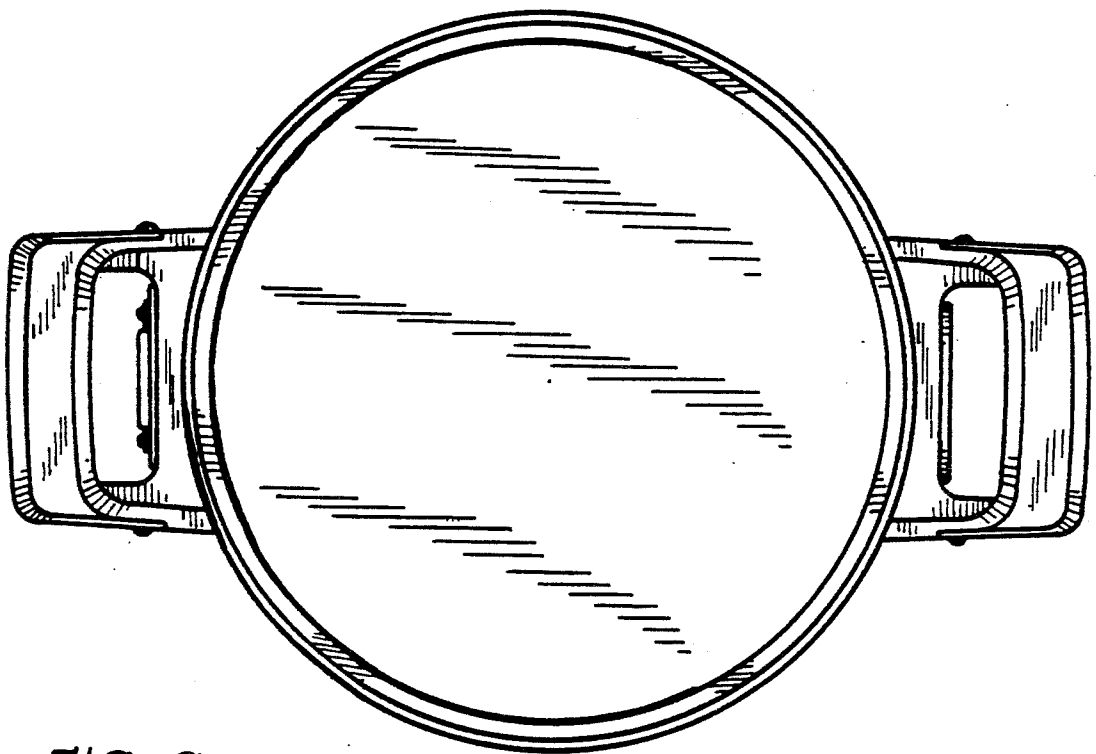


FIG. 2

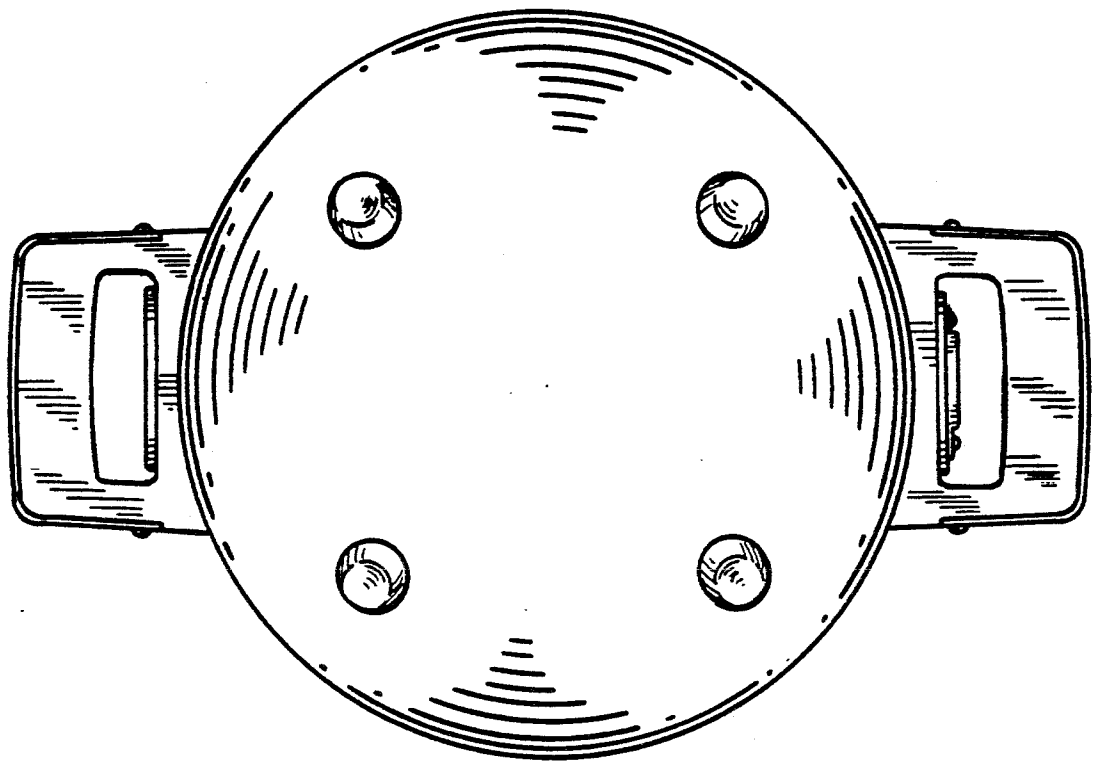


FIG. 3

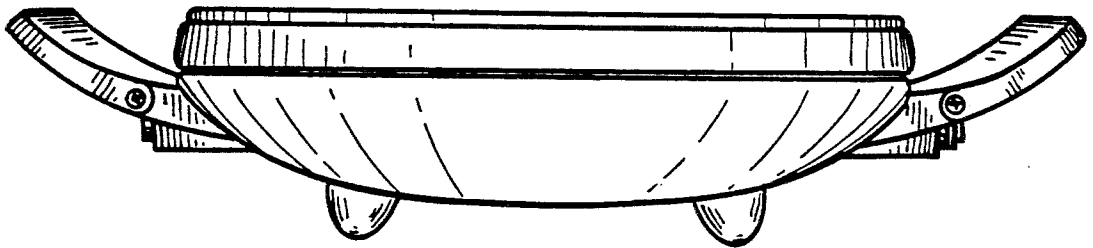


FIG. 4

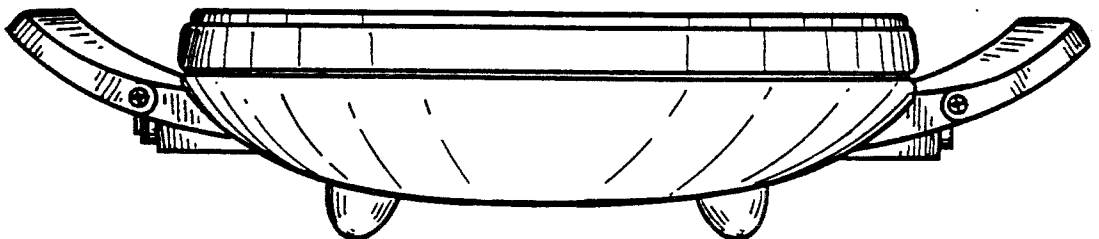


FIG. 5

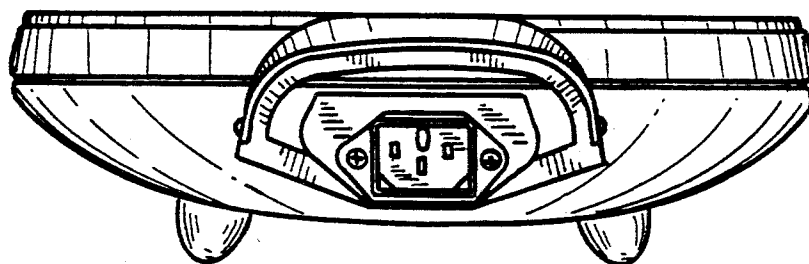


FIG. 6

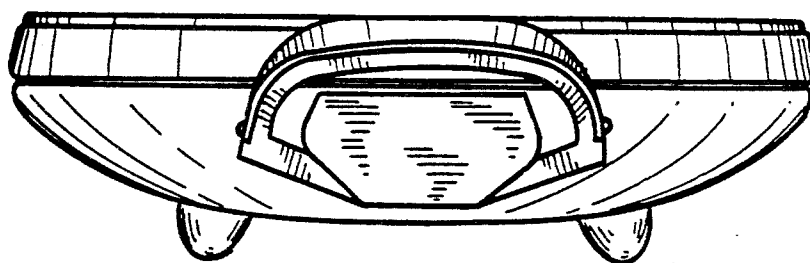


FIG. 7