



US00D863148S

(12) **United States Design Patent** (10) **Patent No.:** **US D863,148 S**
Woodhouse et al. (45) **Date of Patent:** **** Oct. 15, 2019**

(54) **VEHICLE FRONT LOWER BUMPER COVER**

D746,734 S * 1/2016 Wolff D12/169
D797,619 S * 9/2017 Jung D12/169
D802,497 S * 11/2017 Park D12/169

(71) Applicant: **Ford Global Technologies, LLC,**
Dearborn, MI (US)

(72) Inventors: **David Woodhouse,** Troy, MI (US);
Earl C. Lucas, Southfield, MI (US);
Shawn Wehrly, Northville, MI (US);
Keith Rogman, Fenton, MI (US);
Johnathan S. Ouyang, Ann Arbor, MI (US)

(73) Assignee: **Ford Global Technologies, LLC,**
Dearborn, MI (US)

(**) Term: **15 Years**

(21) Appl. No.: **29/624,229**

(22) Filed: **Oct. 31, 2017**

(51) **LOC (12) Cl.** **12-16**

(52) **U.S. Cl.**
USPC **D12/169**

(58) **Field of Classification Search**
USPC D12/86, 163, 164, 167, 169-172, 216;
D21/424, 427, 433, 483, 533, 548
CPC B60R 19/02; B60R 19/04; B60R 19/18;
B60R 19/24; B60R 19/26; B60R 19/52;
B62D 25/08; B60K 11/08
See application file for complete search history.

(56) **References Cited**

U.S. PATENT DOCUMENTS

D730,776 S * 6/2015 Smart D12/92
D739,315 S * 9/2015 Blanski D12/169

OTHER PUBLICATIONS

<https://www.lincoln.com/luxury-cars/mkz-hybrid/> Retrieved Feb. 8, 2019 (Year: 2019).*
<https://www.ford.com/cars/fusion/2018/gallery/> Available Aug. 12, 2017 (Year: 2017).*

* cited by examiner

Primary Examiner — Leanne Was-Englehart

(74) *Attorney, Agent, or Firm* — Vichit Chea

(57) **CLAIM**

The ornamental design for a vehicle front lower bumper cover, as shown and described.

DESCRIPTION

FIG. 1 is a top, front, and left side perspective view of a vehicle front lower bumper cover, showing our new design; FIG. 2 is a bottom, front, and left side perspective view thereof; FIG. 3 is a top, rear, and left side perspective view thereof; FIG. 4 is a front elevational view thereof; FIG. 5 is a rear elevational view thereof; FIG. 6 is a left side elevational view thereof; FIG. 7 is a right side elevational view thereof; FIG. 8 is a top plan view thereof; and, FIG. 9 is a bottom plan view thereof.

1 Claim, 9 Drawing Sheets

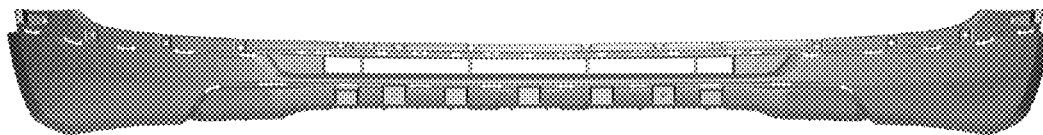
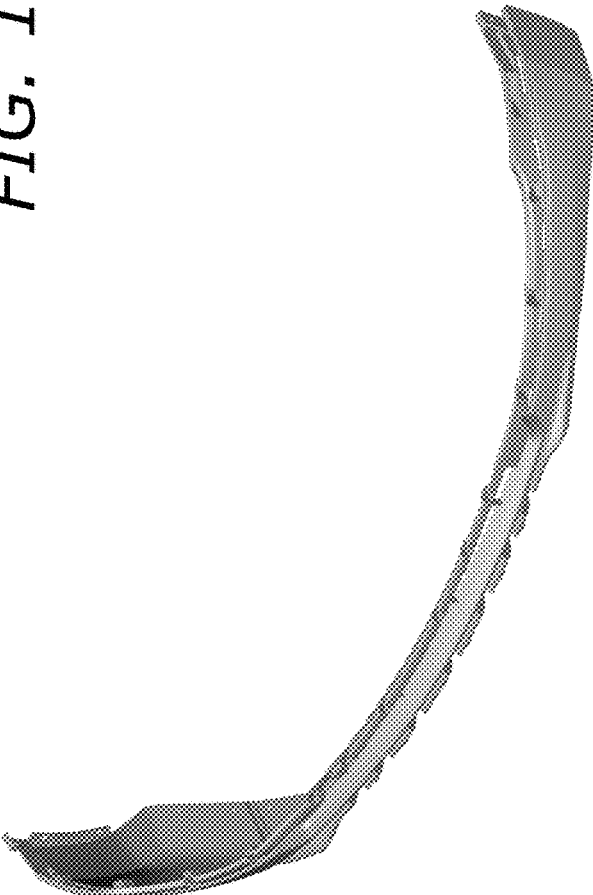


FIG. 1



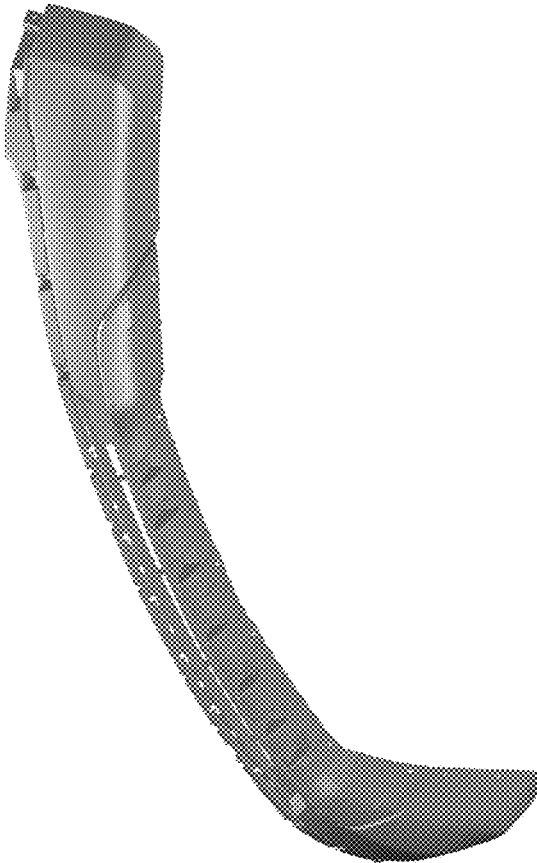



FIG. 2

FIG. 3



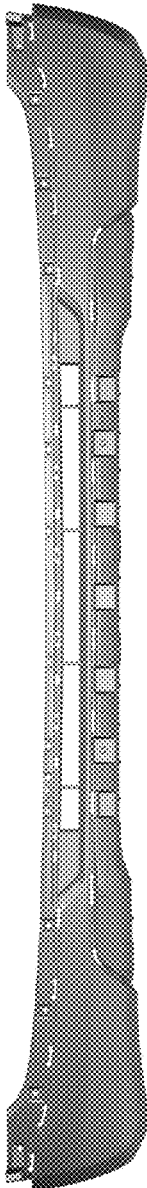


FIG. 4

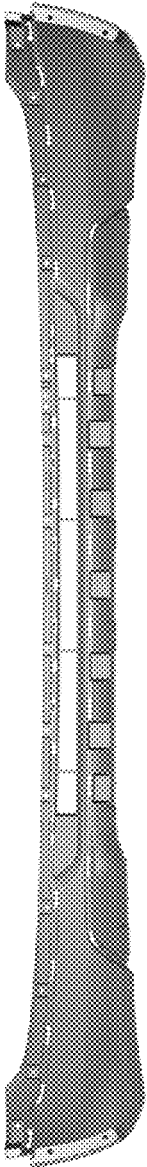


FIG. 5

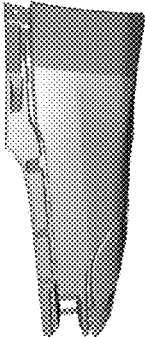


FIG. 6




FIG. 7

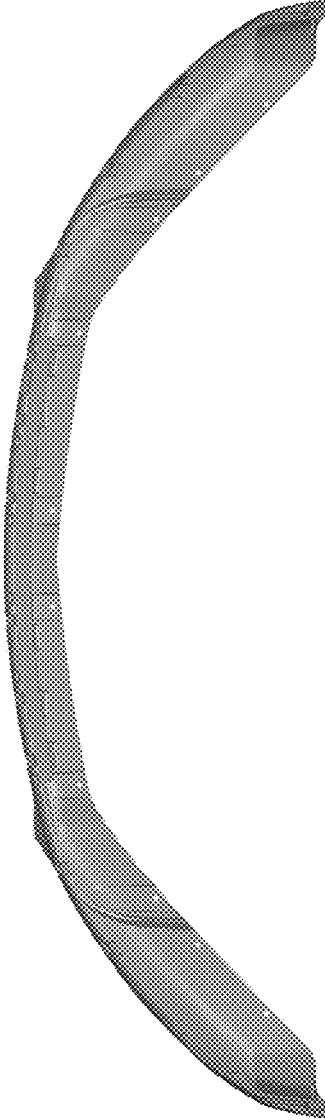


FIG. 8

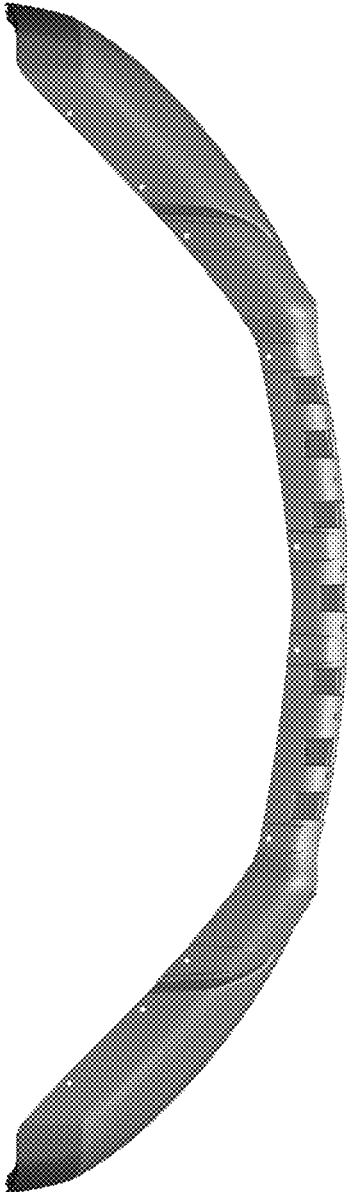


FIG. 9