



US00D894050S

(12) **United States Design Patent**  
**Eyler et al.**

(10) **Patent No.:** **US D894,050 S**  
(45) **Date of Patent:** **\*\* Aug. 25, 2020**

(54) **FENDER WITH INTEGRATED LOCK**  
(71) Applicant: **Lyft, Inc.**, San Francisco, CA (US)  
(72) Inventors: **Ethan Duncan Eyler**, San Francisco, CA (US); **Alejandro Salvador Garcia**, San Francisco, CA (US); **Peter Rex Luedtke**, New York City, NY (US); **Jesse Jones McMillin**, San Francisco, CA (US); **Rasmus Breitholtz**, San Francisco, CA (US); **Stijn Jagers**, San Francisco, CA (US); **Sang Ik Lee**, San Francisco, CA (US); **Zachary London**, San Francisco, CA (US); **Victoria Slaker**, San Francisco, CA (US)

6,406,049 B1 \* 6/2002 Jimison ..... B62J 3/00  
116/56  
6,430,973 B1 \* 8/2002 Huang ..... B62H 5/003  
70/18  
7,131,298 B1 \* 11/2006 Haraughty ..... B62H 5/003  
70/18  
D704,033 S \* 5/2014 Davidson ..... D8/330  
D731,288 S \* 6/2015 McKechnie ..... D8/330  
D769,103 S \* 10/2016 Loughlin ..... D8/333  
D789,836 S \* 6/2017 Gouin ..... D12/111  
D809,895 S \* 2/2018 Frantz ..... B60R 11/02  
D8/330  
D830,811 S \* 10/2018 Frantz ..... D8/330  
2015/0158553 A1 \* 6/2015 Moore ..... B62M 25/02  
24/129 R  
2016/0194905 A1 \* 7/2016 Edell ..... E05B 71/00  
70/15

(73) Assignee: **Lyft, Inc.**, San Francisco, CA (US)

(\*\*) Term: **15 Years**

(21) Appl. No.: **29/679,801**

(22) Filed: **Feb. 10, 2019**

(51) **LOC (12) Cl.** ..... **12-11**

(52) **U.S. Cl.**  
USPC ..... **D12/114**

(58) **Field of Classification Search**  
USPC ..... D12/114, 111, 117, 126, 181, 186;  
D8/330, 331, 333, 334, 339, 343  
CPC ..... B62H 5/003; B62H 5/00; B62H 2003/005  
See application file for complete search history.

(56) **References Cited**

**U.S. PATENT DOCUMENTS**

D267,470 S \* 1/1983 Scherbing ..... D8/333  
D376,568 S \* 12/1996 Davidson ..... D12/126  
D390,771 S \* 2/1998 Egger ..... D8/333  
5,718,134 A \* 2/1998 Chang ..... B62H 5/003  
70/18  
6,016,673 A \* 1/2000 McDaid ..... B62H 5/003  
224/451

\* cited by examiner

*Primary Examiner* — Michelle E. Wilson

*Assistant Examiner* — Clese Moore, Jr.

(74) *Attorney, Agent, or Firm* — Haynes and Boone, LLP

(57) **CLAIM**

The ornamental design for a fender with integrated lock, as shown and described.

**DESCRIPTION**

FIG. 1 is a perspective view of a fender with an integrated lock;

FIG. 2 is a right view thereof;

FIG. 3 is a left view thereof;

FIG. 4 is a rear view thereof;

FIG. 5 is a top view thereof;

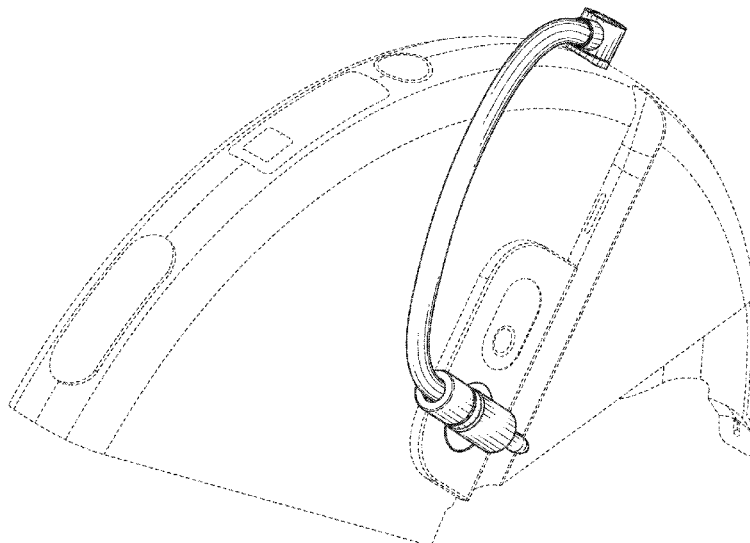
FIG. 6 is a bottom view thereof;

FIG. 7 is a front view thereof; and,

FIG. 8 is a perspective view of a fender with an integrated lock and environmental structure.

The broken lines are included for the purpose of showing environmental portions of the fender with an integrated lock and form no part of the claimed design.

**1 Claim, 6 Drawing Sheets**



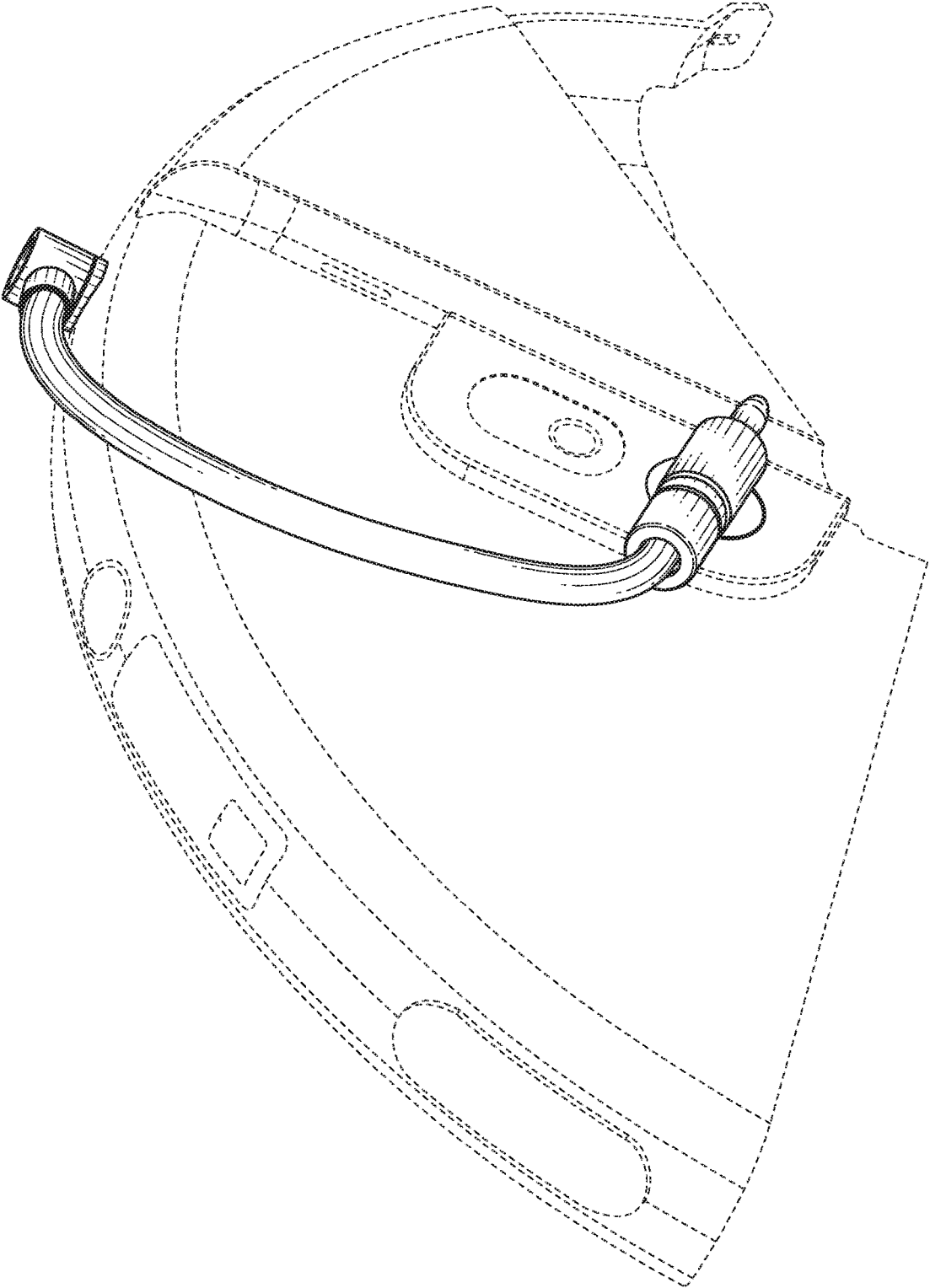


FIG. 1

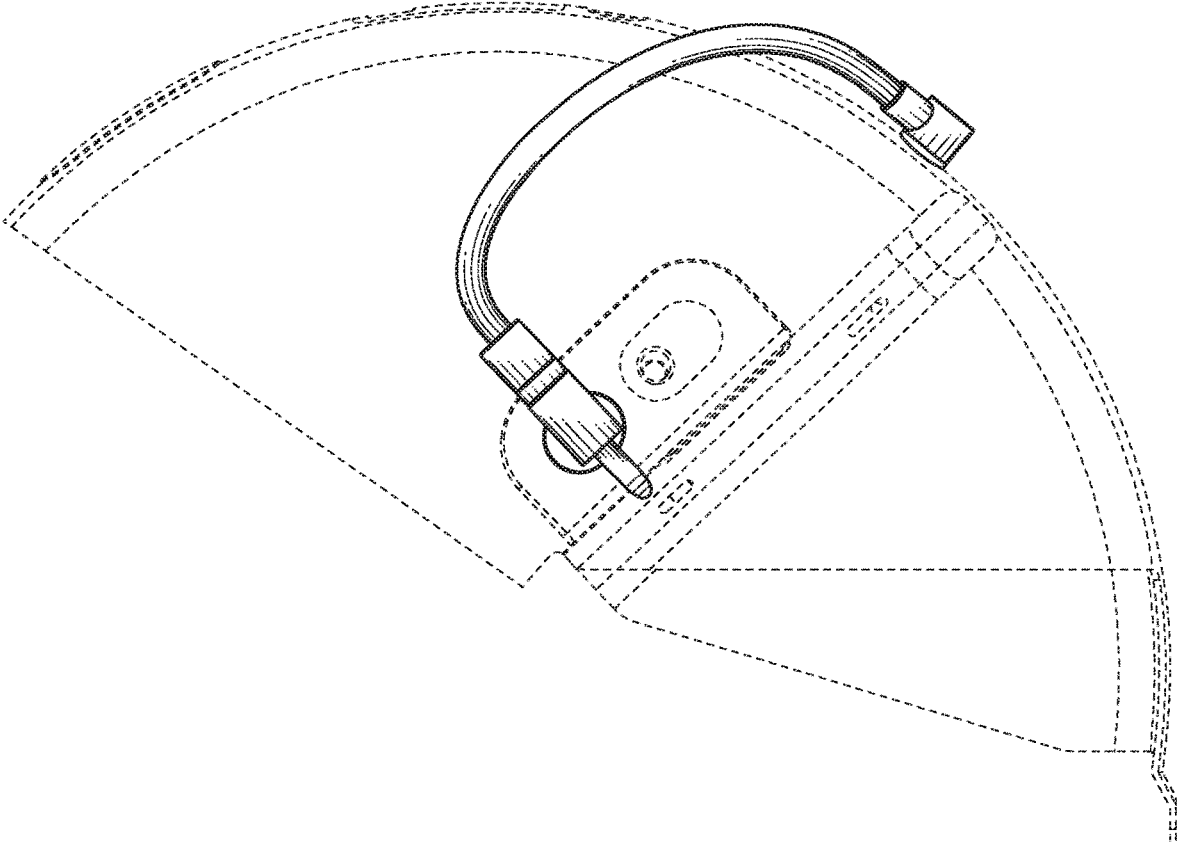


FIG. 2

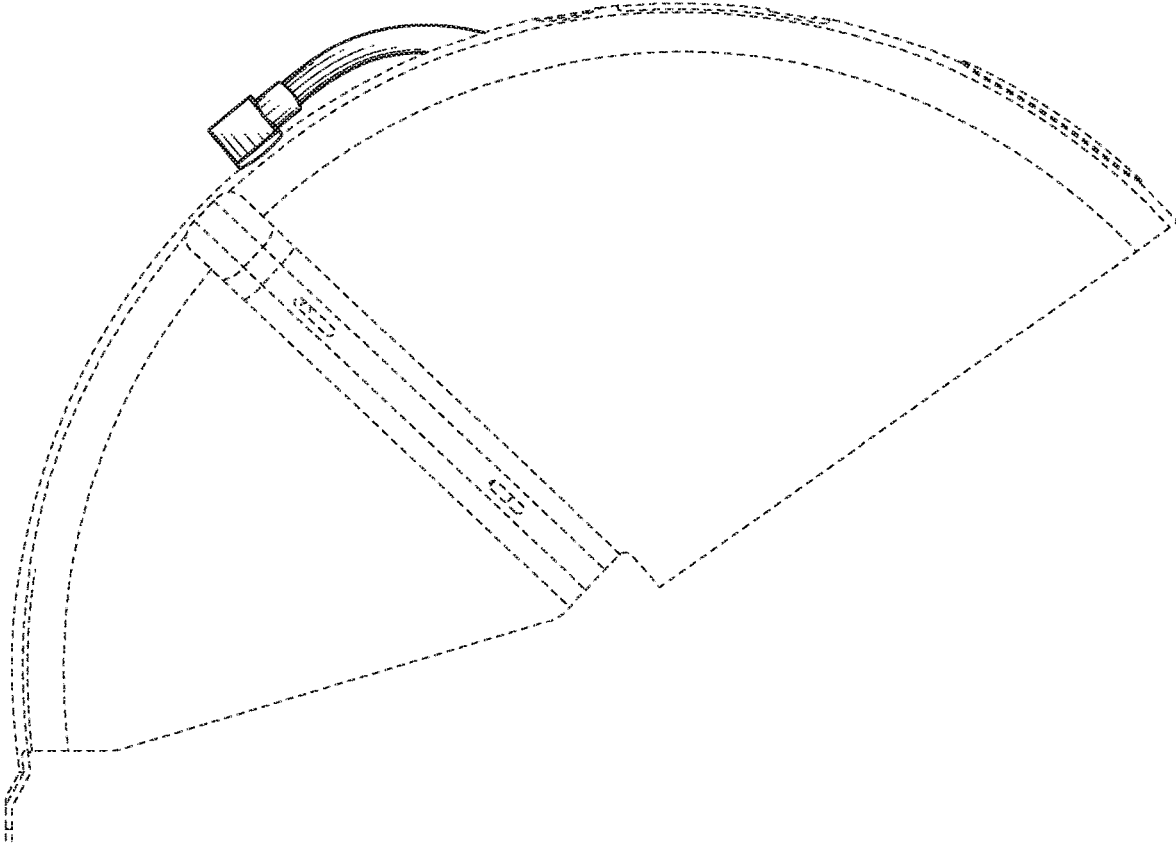
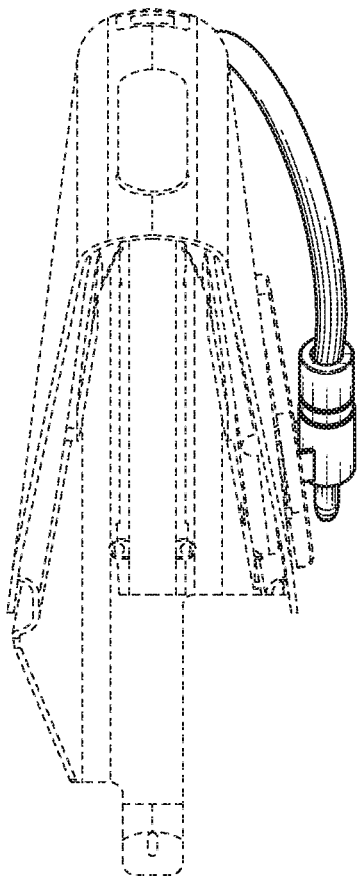
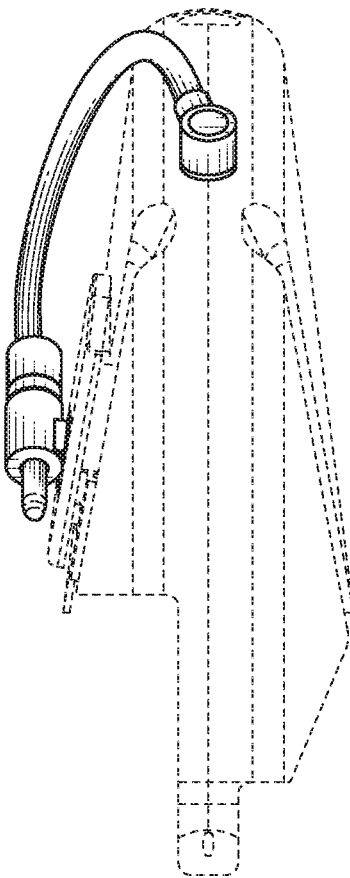


FIG. 3



**FIG. 4**



**FIG. 5**

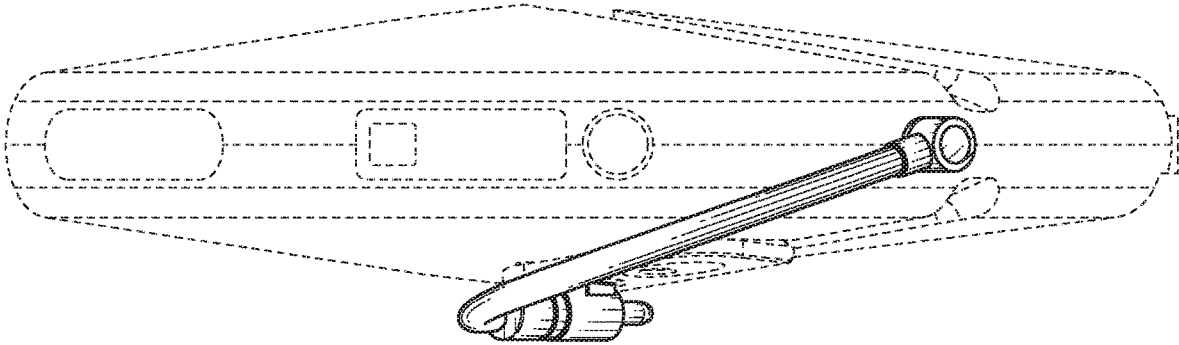


FIG. 6

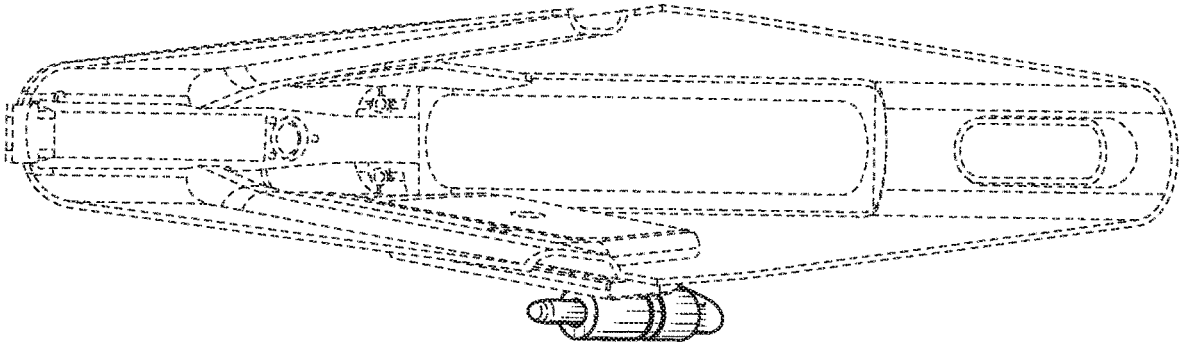



FIG. 7



**FIG. 8**