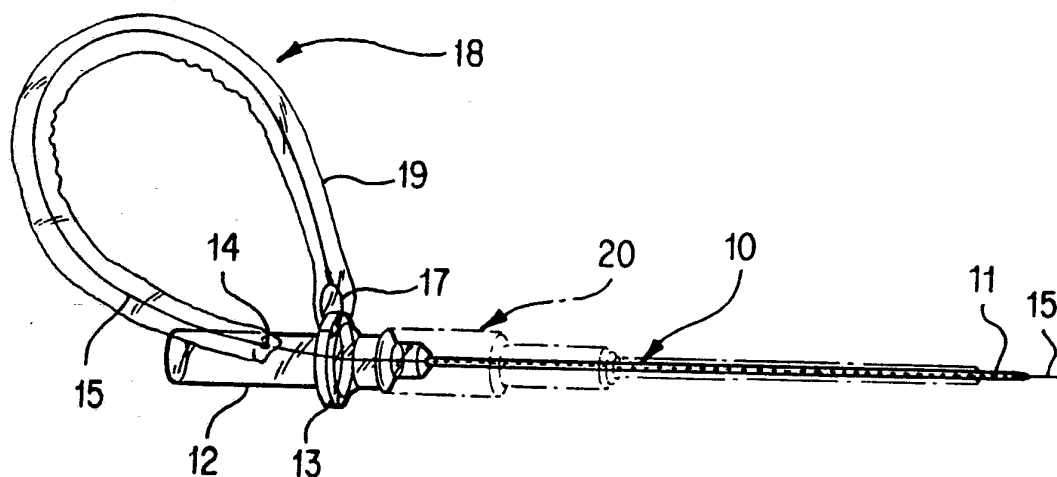


INTERNATIONAL APPLICATION PUBLISHED UNDER THE PATENT COOPERATION TREATY (PCT)

<p>(51) International Patent Classification ⁵ : A61M 5/178</p>	<p>A1</p>	<p>(11) International Publication Number: WO 93/08853 (43) International Publication Date: 13 May 1993 (13.05.93)</p>
<p>(21) International Application Number: PCT/US92/08939 (22) International Filing Date: 20 October 1992 (20.10.92) (30) Priority data: 07/786,277 1 November 1991 (01.11.91) US (71)(72) Applicant and Inventor: WEINSTEIN, James, D. [US/US]; 1109 Woodland Drive, Bridgeport, WV 26330 (US). (74) Agent: WETTACH, Thomas, C.; Reed Smith Shaw & McClay, P.O. Box 2009, Pittsburgh, PA 15230 (US). (81) Designated States: CA, JP, European patent (AT, BE, CH, DE, DK, ES, FR, GB, GR, IE, IT, LU, MC, NL, SE).</p>		<p>Published <i>With international search report.</i></p>

(54) Title: ARTERIAL CATHETER



(57) Abstract

A catheter system for percutaneous insertion into the lumen of a vessel which includes a hollow introducer needle (10) coaxially mounted within the catheter (20). Mounted with the introducer needle (10) is a guide wire (15) which is attached to the proximal end (11) of the needle (10) and formed in the shape of a loop (18) of a length sufficient to provide the necessary amount of wire (15) to guide the catheter (20) within the lumen. The catheter (20) has a notched tip (23) to help maintain the tip (22) in the vessel lumen during guide wire (15) placement and to inhibit passing through the opposite wall of the vessel lumen during insertion of the device.

FOR THE PURPOSES OF INFORMATION ONLY

Codes used to identify States party to the PCT on the front pages of pamphlets publishing international applications under the PCT.

AT	Austria	FR	France	MR	Mauritania
AU	Australia	GA	Gabon	MW	Malawi
BB	Barbados	GB	United Kingdom	NL	Netherlands
BE	Belgium	GN	Guinea	NO	Norway
BF	Burkina Faso	GR	Greece	NZ	New Zealand
BG	Bulgaria	HU	Hungary	PL	Poland
BJ	Benin	IE	Ireland	PT	Portugal
BR	Brazil	IT	Italy	RO	Romania
CA	Canada	JP	Japan	RU	Russian Federation
CF	Central African Republic	KP	Democratic People's Republic of Korea	SD	Sudan
CG	Congo	KR	Republic of Korea	SE	Sweden
CH	Switzerland	KZ	Kazakhstan	SK	Slovak Republic
CI	Côte d'Ivoire	LI	Liechtenstein	SN	Senegal
CM	Cameroon	LK	Sri Lanka	SU	Soviet Union
CS	Czechoslovakia	LU	Luxembourg	TD	Chad
CZ	Czech Republic	MC	Monaco	TG	Togo
DE	Germany	MG	Madagascar	UA	Ukraine
DK	Denmark	ML	Mali	US	United States of America
ES	Spain	MN	Mongolia	VN	Viet Nam
FI	Finland				

TITLE OF INVENTION

Arterial Catheter

FIELD OF THE INVENTION

5 The present invention relates to an improved arterial catheter and particularly to an arterial catheter having an introducer needle and coaxially mounted guide wire permanently affixed thereto.

BACKGROUND OF THE INVENTION

10 It is generally well known to utilize a small hollow needle to assist in introducing a catheter into the lumen of a blood vessel. As known in the prior art the needle is typically positioned coaxially within the catheter or cannula with its distal end projecting beyond the distal end of the catheter. To assist in feeding the catheter into the blood vessel, a guide wire is typically fed through the hollow needle and into the blood vessel after the needle has been properly positioned within the vessel. Numerous prior art devices have been proposed to facilitate the percutaneous catheterization of a blood vessel. See, for example, 15 U.S. Patent Nos. 4,961,729; 4,650,472; 4,772,264 and 4,655,750.

20 Unfortunately, many of the prior art devices do not provide a means for containing the guide wire as an integral part of the unit. These devices require that the practitioner insert the wire through the needle after it has been inserted into the blood vessel. The device shown and described in U.S. Patent No. 4,655,750, however, discloses an integral guide wire positioned through the center plug of the introducer needle wire which is contained in a sterile bag covering the proximal end of the guide wire. U.S. Patent No.

4,417,886 discloses a catheter mounted over an introducer needle in which the guide wire is positioned within a proximally mounted tube having a slot for guiding a wire pushing mechanism for insertion through the needle into the blood vessel.

5 While attempts have been made to facilitate the use of a wire guide
in catheter introducer needles, these devices are both complex and relatively
expensive. Accordingly, it is an object of the present invention to provide an
arterial catheter system which provides a low cost, relatively simple and easy to
use catheter system having an integral guide wire. It is a further an object of the
10 invention to overcome the limitations of prior art catheter systems in a cost
effective manner. It is also an object of the invention to provide a catheter
having a distal means to inhibit the penetration of the catheter through the
opposite wall of the vessel and reduce the tendency of the catheter to be
withdrawn from the vessel lumen when the guide wire is inserted into the vessel
15 lumen.

SUMMARY OF THE INVENTION

The present invention provides a catheter system which comprises
a small diameter introducer needle for use in arterial catheterization. The
introducer needle is hollow and has a sharp distal end for percutaneous insertion
20 into a blood vessel. The needle with guide wire is mounted coaxially in a small
diameter flexible catheter such that the needle's sharp end projects slightly
beyond the distal tip of the catheter. The catheter is preferably provided with a
small annular groove at its distal end. This annular groove is preferred so as to
reduce the tendency of the needle and catheter to pass through both walls of the
25 vessel on its insertion and inhibit the tendency of the catheter to be withdrawn
from the vessel lumen as the guide wire is passed into the vessel lumen, prior to
the catheter insertion.

5 The guide wire is integrally mounted to the introducer needle such that its distal end extends through the needle to a position adjacent to the distal end of the needle. The guide wire terminates in the formation of a loop at the proximal end of the introducer needle. The terminus of the wire is preferably mounted to the proximal end fitting of the introducer needle. Preferably, the loop of guide wire includes a sterile covering such as a plastic shrink wrapping and the length of wire forming the loop is sufficient to provide the necessary guide for the catheter.

10 In operation, the introducer needle is inserted and positioned within the vessel lumen. The guide wire is then directed into the vessel through the needle by asserting a slight pressure on the loop at the proximal end. After the guide wire has been inserted the catheter is directed in the vessel over the guide wire. Once positioned, the introducer needle guide wire is withdrawn, and the catheter is connected to an external means.

15 The present invention facilitates the percutaneous placement of a catheter within a vessel lumen by means of a low cost needle catheter assembly. Other advantages of the invention will become apparent from a perusal of the following detailed description of a presently preferred embodiment taken in connection with the accompanying drawings.

20

BRIEF DESCRIPTION OF THE DRAWINGS

Figure 1 is a perspective view of the introducer needle of the present invention having a guide wire integrally attached thereto;

Figure 2 is a perspective view of the catheter of the present invention;

25

Figure 3 is a perspective view of the catheter assembly cover; and

Figure 4 is a sectional elevation showing the catheter of the presentation inserted in a vessel lumen.

PRESENTLY PREFERRED EMBODIMENT

5 Referring to Figure 1, introducer needle 10 of the present invention has a distal end 11 formed with a sharp point. Needle 10 includes a luer hub assembly 12 located at its proximal end. Hub 12 preferably includes annular flange 13 with opening 14 extending from the outer surface of the hub to the center for communication with the interior of the hollow needle 10. Hub 12 is preferably made from a transparent plastic material similar to prior art needle fittings. Guide wire 15 extends from the distal end of needle 11 through hub 12 and exits hub 12 through opening 14. Guide wire 15 is a pliable spring wire of the type commonly used for this purpose in the profession and is preferably coated for example with a Teflon® material. Terminus 17 of guide wire 15 is secured to annular flange 13 of the hub or other location on hub 12 and is formed in the shape of loop 18. Preferably, loop 18 includes a protective or sterile covering 19 thereover made from a plastic shrink wrap. The length of wire 15 comprising loop 18 is sufficient to provide enough wire in the vessel to properly guide catheter 20.

20 Referring to Figure 2, catheter 20 includes fitting 21 adapted to fit over luer hub 12 of needle 10. Catheter 20 includes an elongated flexible catheter portion 22 at its distal end which is adapted for insertion into a lumen of a blood vessel. Preferably, distal end 22 includes annular groove 23 which is adapted to reduce the tendency of needle 10 and catheter 20 to pass through the opposite wall of the vessel with the initial insertion or to be removed from the vessel as the guide wire 15 is positioned within the vessel lumen.

25

Protective cover 26, shown in Figure 3, receives the combined assembly of the introducer needle and catheter 20. Protective cover 26 is preferably made from a plastic material which is easily sterilizable.

5 In use, catheter 20 coaxially positioned over introducer needle 10 such that catheter receiving member 21 compression fits hub 12 of needle 10 as shown in dotted lines in Figure 1. Distal end 11 of needle 10 projects slightly beyond the distal end of catheter portion 22. Guide wire 15 is located within distal end 11 of needle 10 spaced slightly away from the point of the needle. Cover 26 is removed from the assembly and the distal end of needle 10 is
10 percutaneously inserted into the lumen of a blood vessel 25, as shown in Figure 4. When needle 10 is properly located within the lumen, guide wire 15 is inserted into the vessel by pushing on loop 18. The guide wire 15 does not fill needle 10 so blood can traverse through needle 10, which will indicate that tip of needle 10 is in vessel lumen. Guide wire 15 does inhibit blood flow. Upon
15 placement of guide wire 15 within the vessel lumen, catheter 20 is moved along the guide wire within the vessel to properly locate catheter 20 therein. After positioning catheter 20 within the vessel, needle 10, along with guide wire 15, are removed.

20 While a presently preferred embodiment of the invention has been shown and described in particularity, the invention may otherwise be embodied within the scope of the appended claims.

WHAT IS CLAIMED IS:

1. A catheter system for percutaneous insertion and placement of a catheter in the lumen of a vessel comprising:
- 5 a. a small diameter hollow introducer needle having a sharp end point at its distal end and a hub at its proximal end;
- 10 b. a flexible catheter coaxially mounted over said introducer needle having a receiving fitting at its proximal end for receiving the needle hub for communication with said hollow needle; and
- 15 c. a guide wire coaxially positioned within said introducer needle with its distal end positioned adjacent said needle point and its terminus attached to the exterior of said needle hub, said guide wire exiting the needle through said opening in said hub and forming a loop between said opening and terminus where the length of wire forming said loop is associated with the length necessary to guide said catheter in the lumen.
- 20 2. A catheter as set forth in claim 1 wherein said catheter includes an annular groove at its distal end.
3. A catheter as set forth in Claim 1 wherein said guide wire loop is covered with a protective covering.
4. A catheter system as set forth in Claim 1 or 2 wherein said opening in the needle hub is through the side wall thereof.
- 25 5. A catheter system as set forth in Claim 1 or 2 wherein said introducer needle hub is a luer type fitting.

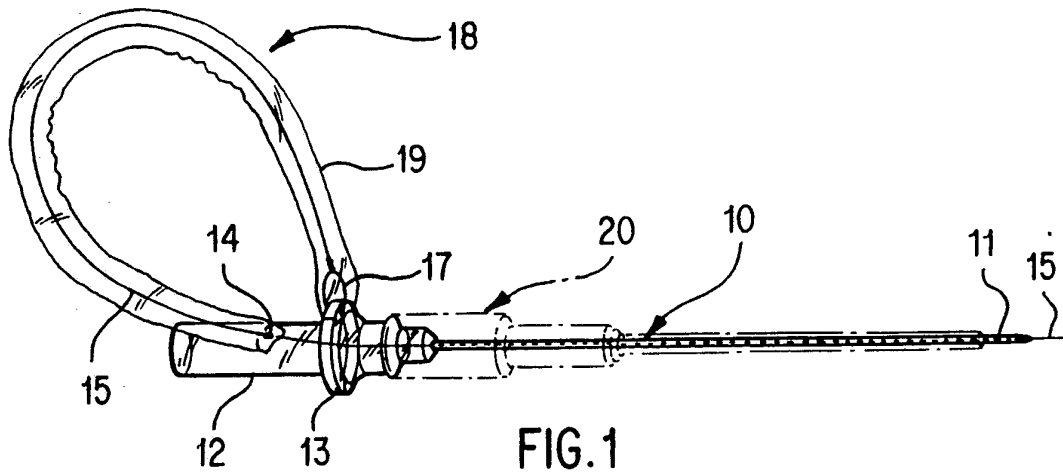


FIG. 1

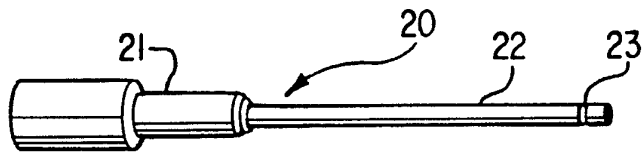


FIG. 2

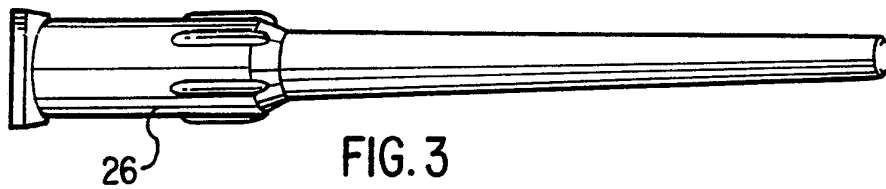


FIG. 3

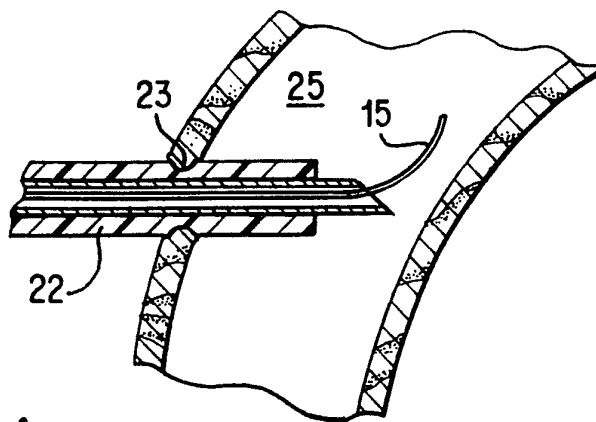


FIG. 4

SUBSTITUTE SHEET

INTERNATIONAL SEARCH REPORT

PCT/US92/08939

A. CLASSIFICATION OF SUBJECT MATTER		
IPC(5) :A61M 5/178 US CL :604/164,53 According to International Patent Classification (IPC) or to both national classification and IPC		
B. FIELDS SEARCHED		
Minimum documentation searched (classification system followed by classification symbols) U.S. : 604/171,264,272		
Documentation searched other than minimum documentation to the extent that such documents are included in the fields searched		
Electronic data base consulted during the international search (name of data base and, where practicable, search terms used)		
C. DOCUMENTS CONSIDERED TO BE RELEVANT		
Category*	Citation of document, with indication, where appropriate, of the relevant passages	Relevant to claim No.
A,P	US,A, 5,064,415 (WALDER ET AL) 12 NOVEMBER 1991	
A	US,A, 4,844,092 (RYDELL ET AL) 04 JULY 1989	
A	US,A, 4,692,142 (DIGNAM ET AL) 08 SEPTEMBER 1987	
A	US,A, 4,417,886 (FRANKHOUSER ET AL) 29 NOVEMBER 1983	
A	US,A, 4,323,071 (SIMPSON ET AL) 06 APRIL 1982	
<input checked="" type="checkbox"/> Further documents are listed in the continuation of Box C. <input type="checkbox"/> See patent family annex.		
* Special categories of cited documents:	*T*	later document published after the international filing date or priority date and not in conflict with the application but cited to understand the principle or theory underlying the invention
"A" document defining the general state of the art which is not considered to be part of particular relevance	*X*	document of particular relevance; the claimed invention cannot be considered novel or cannot be considered to involve an inventive step when the document is taken alone
"E" earlier document published on or after the international filing date	*Y*	document of particular relevance; the claimed invention cannot be considered to involve an inventive step when the document is combined with one or more other such documents, such combination being obvious to a person skilled in the art
"L" document which may throw doubts on priority claim(s) or which is cited to establish the publication date of another citation or other special reason (as specified)	*Z*	document member of the same patent family
"O" document referring to an oral disclosure, use, exhibition or other means		
"P" document published prior to the international filing date but later than the priority date claimed		
Date of the actual completion of the international search 14 DECEMBER 1992	Date of mailing of the international search report 15 JAN 1993	
Name and mailing address of the ISA/ Commissioner of Patents and Trademarks Box PCT Washington, D.C. 20231 Facsimile No. NOT APPLICABLE	Authorized officer JOHN G. WEISS <i>John G. Weiss for</i> Telephone No. (703) 308-2702	

INTERNATIONAL SEARCH REPORT

International application No.
PCT/US92/08939

C (Continuation). DOCUMENTS CONSIDERED TO BE RELEVANT

Category*	Citation of document, with indication, where appropriate, of the relevant passages	Relevant to claim No.
A	EP,A, 232,074 (FECHT) 12 AUGUST 1987	