



US00D722851S

(12) **United States Design Patent**
Constantine et al.

(10) **Patent No.:** **US D722,851 S**

(45) **Date of Patent:** **** Feb. 24, 2015**

(54) **CRIMPER**

(71) Applicants: **Richard S. Constantine**, Monroe, CT (US); **Kenneth W. Harris**, Saint Louis, MO (US); **Aaron P. Brookhart**, Saint Louis, MO (US); **Brandon T. Hefer**, Saint Louis, MO (US); **Justin T. Snell**, Saint Louis, MO (US)

(72) Inventors: **Richard S. Constantine**, Monroe, CT (US); **Kenneth W. Harris**, Saint Louis, MO (US); **Aaron P. Brookhart**, Saint Louis, MO (US); **Brandon T. Hefer**, Saint Louis, MO (US); **Justin T. Snell**, Saint Louis, MO (US)

(73) Assignee: **Acme United Corporation**, Fairfield, CT (US)

(**) Term: **14 Years**

(21) Appl. No.: **29/487,071**

(22) Filed: **Apr. 4, 2014**

(51) **LOC (10) Cl.** **08-05**

(52) **U.S. Cl.** **D8/52**
USPC

(58) **Field of Classification Search**
CPC B25B 7/00; B25B 7/02
USPC 81/427.5, 489, 415-417, 177.1, 177.7, 81/418; 16/430; D8/107, 52, 80, 83, 84, D8/94, 97, 303, 315, 318, 322; 7/107; D22/150

See application file for complete search history.

(56) **References Cited**

U.S. PATENT DOCUMENTS

4,829,858 A * 5/1989 Kern et al. 81/415
D310,951 S * 10/1990 Monnet D8/52
D395,217 S * 6/1998 Start D8/52
D421,378 S * 3/2000 Glesser D8/99

D449,501 S * 10/2001 Lamond et al. D8/52
D477,508 S * 7/2003 Brady et al. D8/52
D486,047 S * 2/2004 Jansson et al. D8/52
6,776,073 B1 * 8/2004 Brady et al. 81/427.5
6,966,244 B2 * 11/2005 Herbst et al. 81/418
D520,845 S * 5/2006 Wlaker D8/107
D537,307 S * 2/2007 Wang D8/52
D537,308 S * 2/2007 Wang D8/52
D548,555 S * 8/2007 Brady et al. D8/52
D577,563 S * 9/2008 Chen D8/107
D589,322 S * 3/2009 Demers et al. D8/107
D593,716 S * 6/2009 Strauss D30/156
D600,092 S * 9/2009 Peterson et al. D8/107
D604,580 S * 11/2009 Robinson et al. D8/52
D619,870 S * 7/2010 Garcia et al. D8/107
D632,856 S * 2/2011 Quinlan D32/41
D632,858 S * 2/2011 Sgroi et al. D32/41
7,946,202 B2 * 5/2011 Lin 81/427.5
D639,132 S * 6/2011 Demers et al. D8/107
D648,995 S * 11/2011 Chang D8/52
D680,398 S * 4/2013 Ritter D8/52
2002/0033079 A1 * 3/2002 Zurbuchen et al. 81/427.5
2007/0169594 A1 * 7/2007 Reckhart 81/418
2012/0000019 A1 * 1/2012 Steele et al. 7/107

* cited by examiner

Primary Examiner — Deanna L Pratt

Assistant Examiner — Harold Blackwell

(74) *Attorney, Agent, or Firm* — Alix, Yale & Ristas, LLP

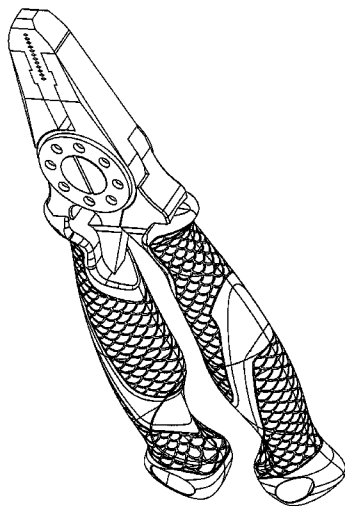
(57) **CLAIM**

The ornamental design for crimper, as shown and described.

DESCRIPTION

FIG. 1 is a perspective view of the crimper;
FIG. 2 is a second perspective view thereof;
FIG. 3 is a front view thereof;
FIG. 4 is a rear view thereof;
FIG. 5 is a right side view thereof;
FIG. 6 is a left side view thereof;
FIG. 7 is a top plan view thereof; and,
FIG. 8 is a bottom plan view thereof.

1 Claim, 5 Drawing Sheets






Fig. 1

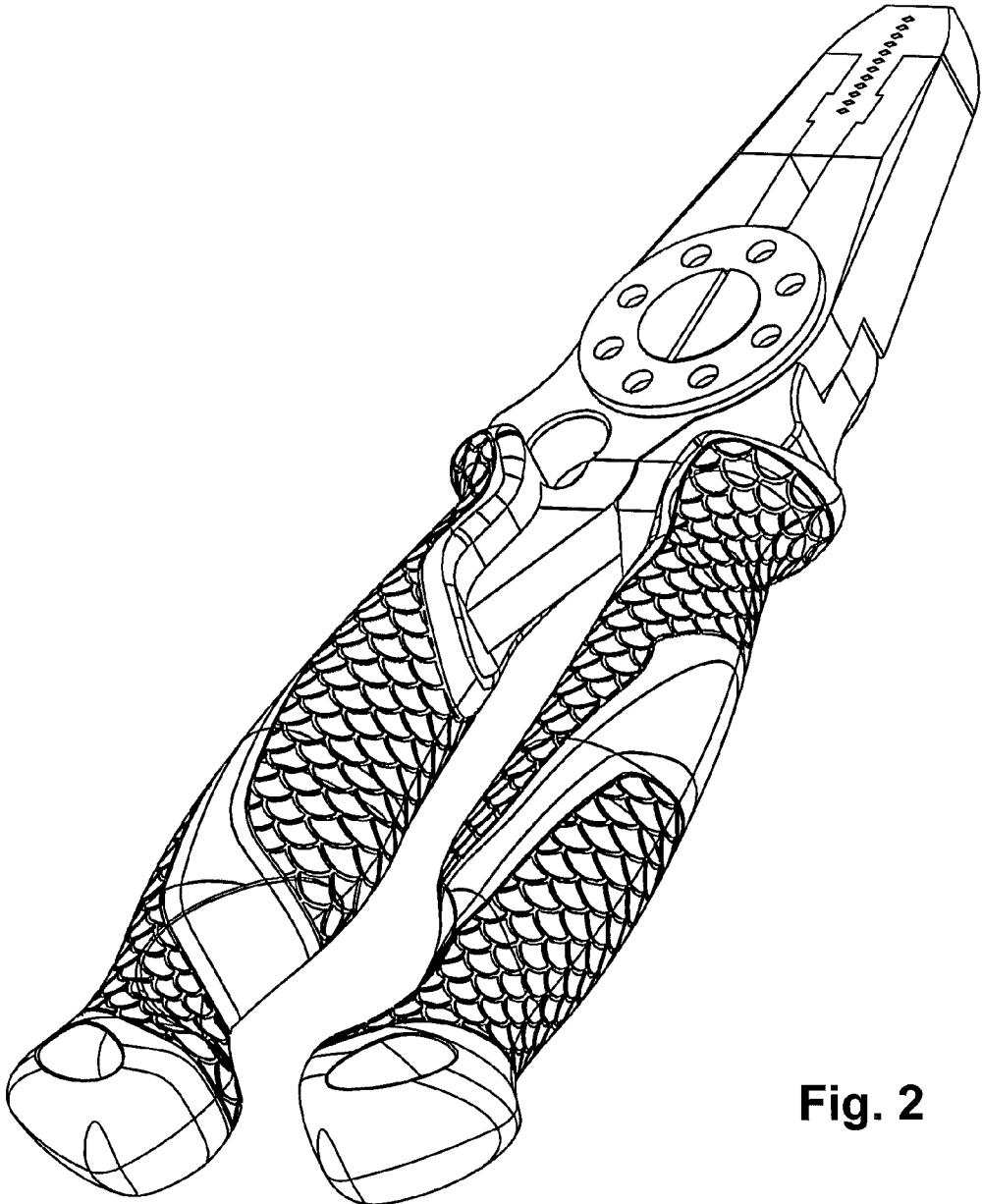


Fig. 2

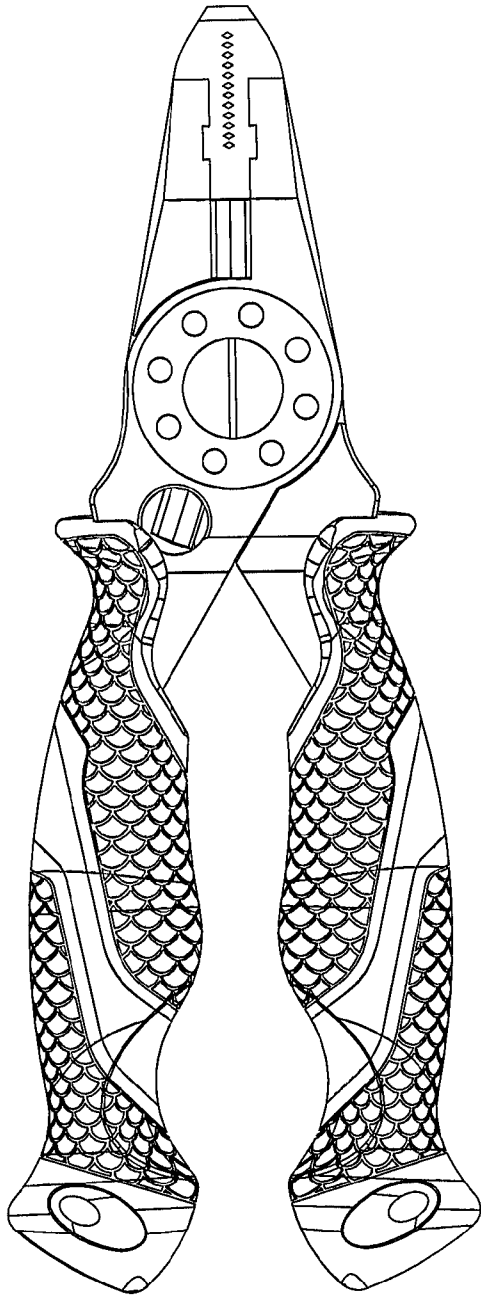


Fig. 3

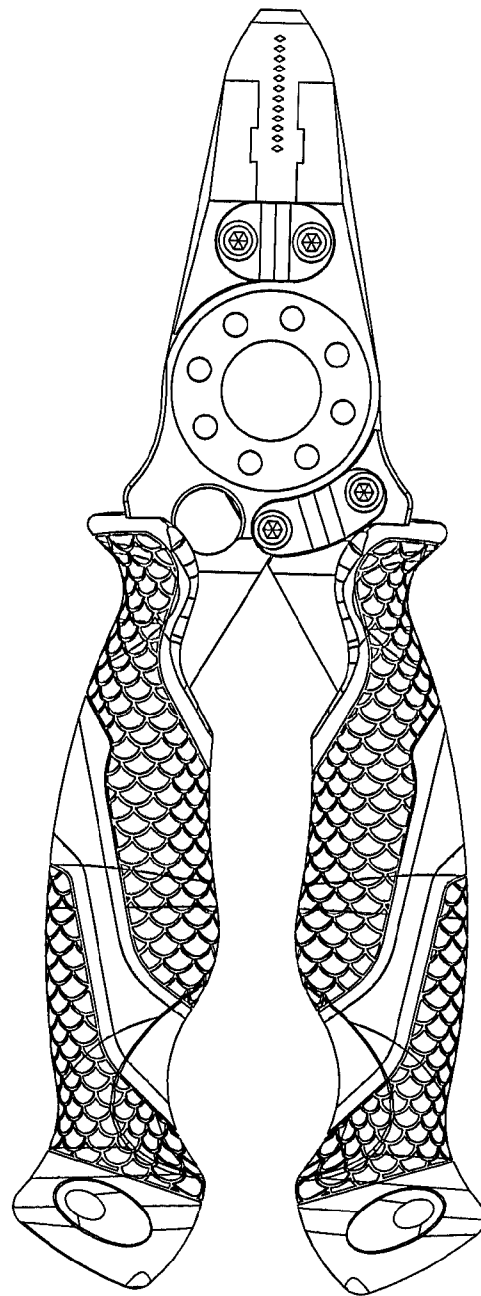


Fig. 4




Fig. 5




Fig. 6

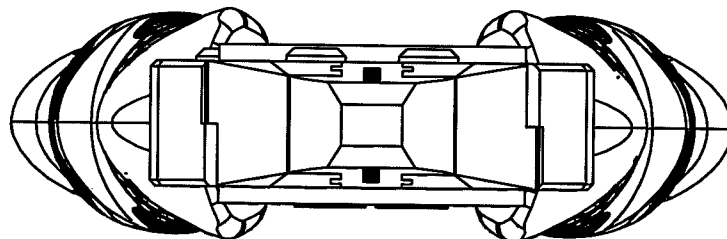


Fig. 7

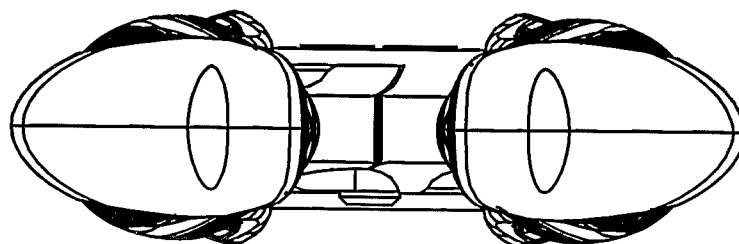


Fig. 8