



US0D1012505S

(12) **United States Design Patent** (10) **Patent No.:** **US D1,012,505 S**
Okai et al. (45) **Date of Patent:** **** Jan. 30, 2024**

- (54) **ELECTRIC TOOTHBRUSH HANDLE**
- (71) Applicant: **Colgate-Palmolive Company**, New York, NY (US)
- (72) Inventors: **Takahide Okai**, Highland Park, NJ (US); **Brian Bloch**, Hillsborough, NJ (US); **Brett Newman**, San Francisco, CA (US); **Kyle Swen**, San Carlos, CA (US); **Francois Dransart**, San Francisco, CA (US); **Carly Byungyeon Kim**, San Francisco, CA (US)
- (73) Assignee: **Colgate-Palmolive Company**, New York, NY (US)
- (**) Term: **15 Years**
- (21) Appl. No.: **29/801,382**
- (22) Filed: **Jul. 28, 2021**

Related U.S. Application Data

- (62) Division of application No. 29/652,908, filed on Jan. 6, 2021, now Pat. No. Des. 929,130, which is a division of application No. 29/741,076, filed on Jul. 9, 2020, now Pat. No. Des. 911,714, which is a division of application No. 29/673,742, filed on Dec. 18, 2018, now Pat. No. Des. 892,506.
- (51) **LOC (14) Cl.** **28-03**
- (52) **U.S. Cl.** **D4/101**
USPC
- (58) **Field of Classification Search**
USPC D4/100, 101, 102, 104, 105, 106, 107, D4/108, 109, 110, 111, 112, 113, 114, D4/115; 15/167.1; D24/146
CPC A46B 2200/1066; A46B 9/04; A46B 15/0081; A61C 17/222; A61C 17/24; A61C 17/26
See application file for complete search history.

- (56) **References Cited**
U.S. PATENT DOCUMENTS
- 4,827,550 A 5/1989 Graham et al.
- D360,760 S 8/1995 Halm
- D436,734 S 1/2001 Van Gelder
- D482,201 S 11/2003 Long
- D611,712 S 3/2010 Stoerkel et al.
- 7,845,042 B2 12/2010 Moskovich et al.
- D632,894 S 2/2011 Shigeno et al.
- D653,035 S 1/2012 Gebski
- 8,443,476 B2 5/2013 Hilscher et al.
- 8,500,766 B2 8/2013 Jimenez et al.
- 8,522,386 B2 9/2013 Hohlbein
- 8,561,247 B2 10/2013 Moskovich et al.
- D703,955 S 5/2014 Nanda
- 8,851,782 B2 10/2014 Pei
- (Continued)

FOREIGN PATENT DOCUMENTS

- CN 3323357 9/2003
- CN 301054685 11/2009
- (Continued)

Primary Examiner — Karen E Eldridge Powers

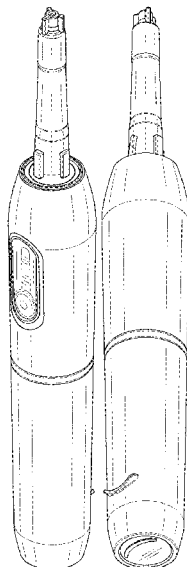
(57) **CLAIM**

The ornamental design for an electric toothbrush handle, as shown and described.

DESCRIPTION

FIG. 1 is a front perspective view of an electric toothbrush handle according to our new design; FIG. 2 is a rear perspective view thereof; FIG. 3 is a front elevation view thereof; FIG. 4 is a rear elevation view thereof; FIG. 5 is a left side elevation view thereof; FIG. 6 is a right side elevation view thereof; FIG. 7 is a top plan view thereof; and, FIG. 8 is a bottom plan view thereof.

1 Claim, 4 Drawing Sheets



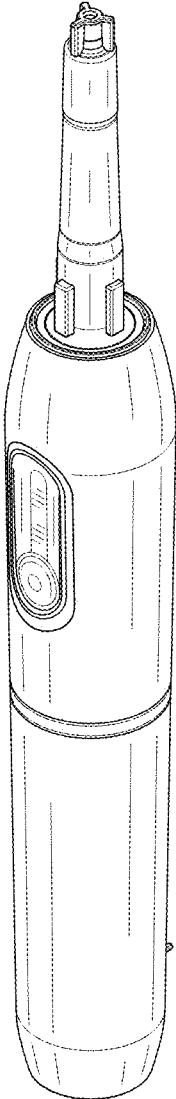


FIG. 1

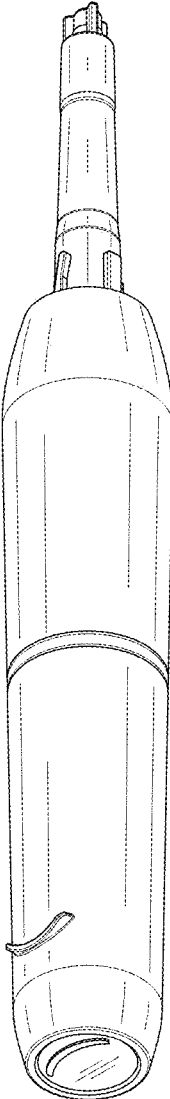


FIG. 2

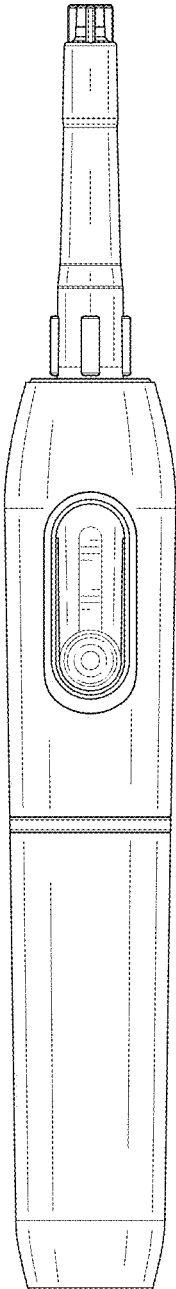


FIG. 3




FIG. 4




FIG. 5




FIG. 6

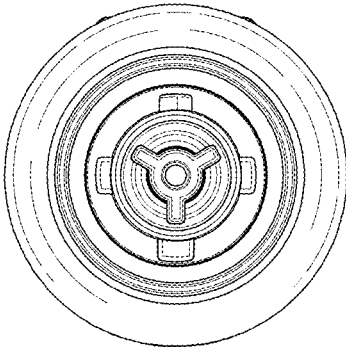


FIG. 7

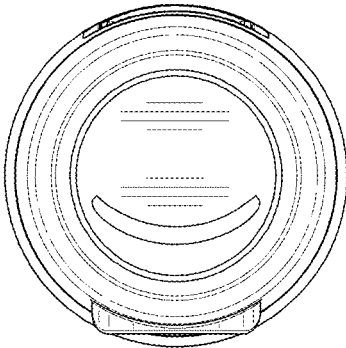


FIG. 8