

[54] ELECTRONIC CALCULATOR WITH SOLAR CELL

[75] Inventors: Masaji Sawada; Yoko Ikuzawa, both of Osaka, Japan

[73] Assignee: Sharp Corporation, Osaka, Japan

[**] Term: 14 Years

[21] Appl. No.: 209,777

[22] Filed: Jun. 21, 1988

[30] Foreign Application Priority Data

Dec. 26, 1987 [JP] Japan 62-53661

[52] U.S. Cl. D18/7

[58] Field of Search D18/6, 7; D14/100, 106, D14/107, 218; 200/5 A; 364/706-710

[56] References Cited

U.S. PATENT DOCUMENTS

- D. 241,852 10/1976 Sugo D18/7 X
- D. 303,679 9/1989 Sakaguchi et al. D18/7

- D. 303,681 9/1989 Sakaguchi et al. D18/7
- D. 303,980 10/1989 Yubisui et al. D18/7
- D. 309,623 7/1990 Sawada et al. D18/7
- D. 309,747 8/1990 Sakaguchi et al. D18/7


Primary Examiner—Nelson C. Holtje
Assistant Examiner—Caron D. Veymar
Attorney, Agent, or Firm—Flehr, Hohbach, Test, Albritton & Herbert

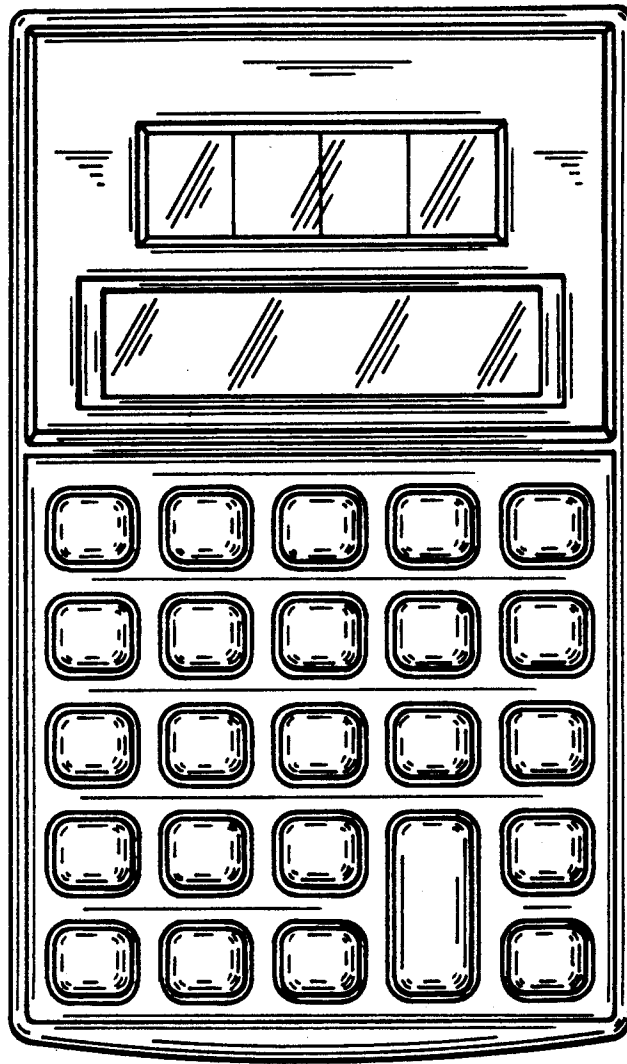
[57] CLAIM

The ornamental design for an electronic calculator with solar cell, as shown and described.

DESCRIPTION

FIG. 1 is a top plan view of the electronic calculator with solar cell showing our new design; FIG. 2 is a bottom plan view thereof; FIG. 3 is a front elevational view thereof; FIG. 4 is a rear elevational view thereof; FIG. 5 is a right side elevational view thereof; FIG. 6 is a left side elevational view thereof; and FIG. 7 is a right front perspective view thereof.






FIG_1



FIG_3



FIG_5




FIG_2



FIG_4



FIG_6



FIG_7