



US00D869644S

(12) **United States Design Patent**
Partsch, IV

(10) **Patent No.:** **US D869,644 S**

(45) **Date of Patent:** **** Dec. 10, 2019**

(54) **DOUCHE/ENEMA TIP ADAPTABLE FOR A WATER BOTTLE**

(71) Applicant: **George J. Partsch, IV**, Norco, CA (US)

(72) Inventor: **George J. Partsch, IV**, Norco, CA (US)

(**) Term: **15 Years**

(21) Appl. No.: **29/632,872**

(22) Filed: **Jan. 10, 2018**

(51) **LOC (12) Cl.** **24-02**

(52) **U.S. Cl.**
USPC **D24/112**

(58) **Field of Classification Search**
USPC D24/112-115, 118, 194, 196, 108, 133, D24/130, 127, 186; 606/181, 185; 604/264, 272, 187, 181, 184, 227
CPC A61M 3/02; A61M 3/0262; A61M 5/178; A61M 3/00; A61M 5/20; A61M 5/31; A61M 5/3146; A61M 5/3129; A61M 5/3148; A61M 5/315

See application file for complete search history.

(56) **References Cited**

U.S. PATENT DOCUMENTS

2,888,929 A * 6/1959 Bray A61J 17/001 606/236
3,144,866 A * 8/1964 Ellis A61M 3/0262 122/406.4
D250,546 S * 12/1978 Pick D24/115
4,200,097 A * 4/1980 Hobbs, Jr. A61M 3/0262 604/213

4,336,801 A * 6/1982 Sentell A61B 1/32 604/278
D285,970 S * 9/1986 Pritchard D24/115
D319,699 S * 9/1991 Dunning D24/115
D387,868 S * 12/1997 Wilburn D24/194
6,190,366 B1 * 2/2001 Tani A61H 35/00 222/211
D575,405 S * 8/2008 Spalding D24/194
D610,691 S * 2/2010 Benedetto D24/194
D712,535 S * 9/2014 Du D24/108
D785,785 S * 5/2017 Castropil Logarzo D24/118

* cited by examiner

Primary Examiner — David G Muller

(74) *Attorney, Agent, or Firm* — WPAT, P.C., Intellectual Property Attorneys; Anthony King

(57) **CLAIM**

The ornamental design for a douche/enema tip adaptable for a water bottle, as shown and described.

DESCRIPTION

FIG. 1 is a perspective view of the douche/enema tip adaptable for a water bottle;

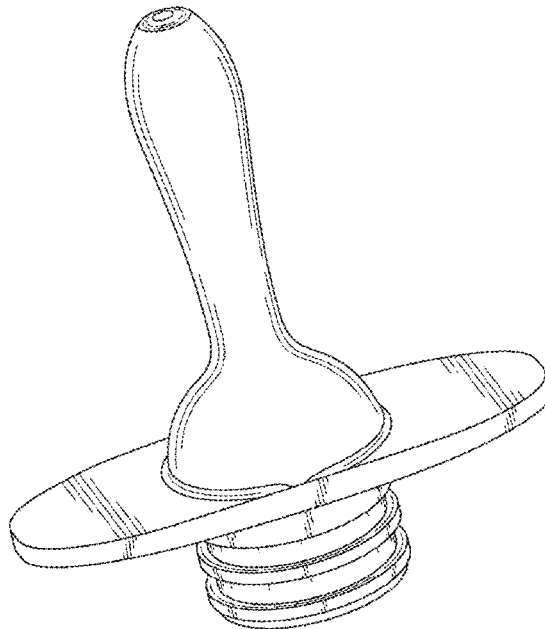
FIG. 2 is a front view of the douche/enema tip adaptable for a water bottle of FIG. 1, the back side being a mirror image thereof;

FIG. 3 is a left side view of the douche/enema tip adaptable for a water bottle of FIG. 1; the right side being a mirror image thereof;

FIG. 4 is a top view of the douche/enema tip adaptable for a water bottle of FIG. 1; and,

FIG. 5 is a bottom view of the douche/enema tip adaptable for a water bottle of FIG. 1.

1 Claim, 4 Drawing Sheets



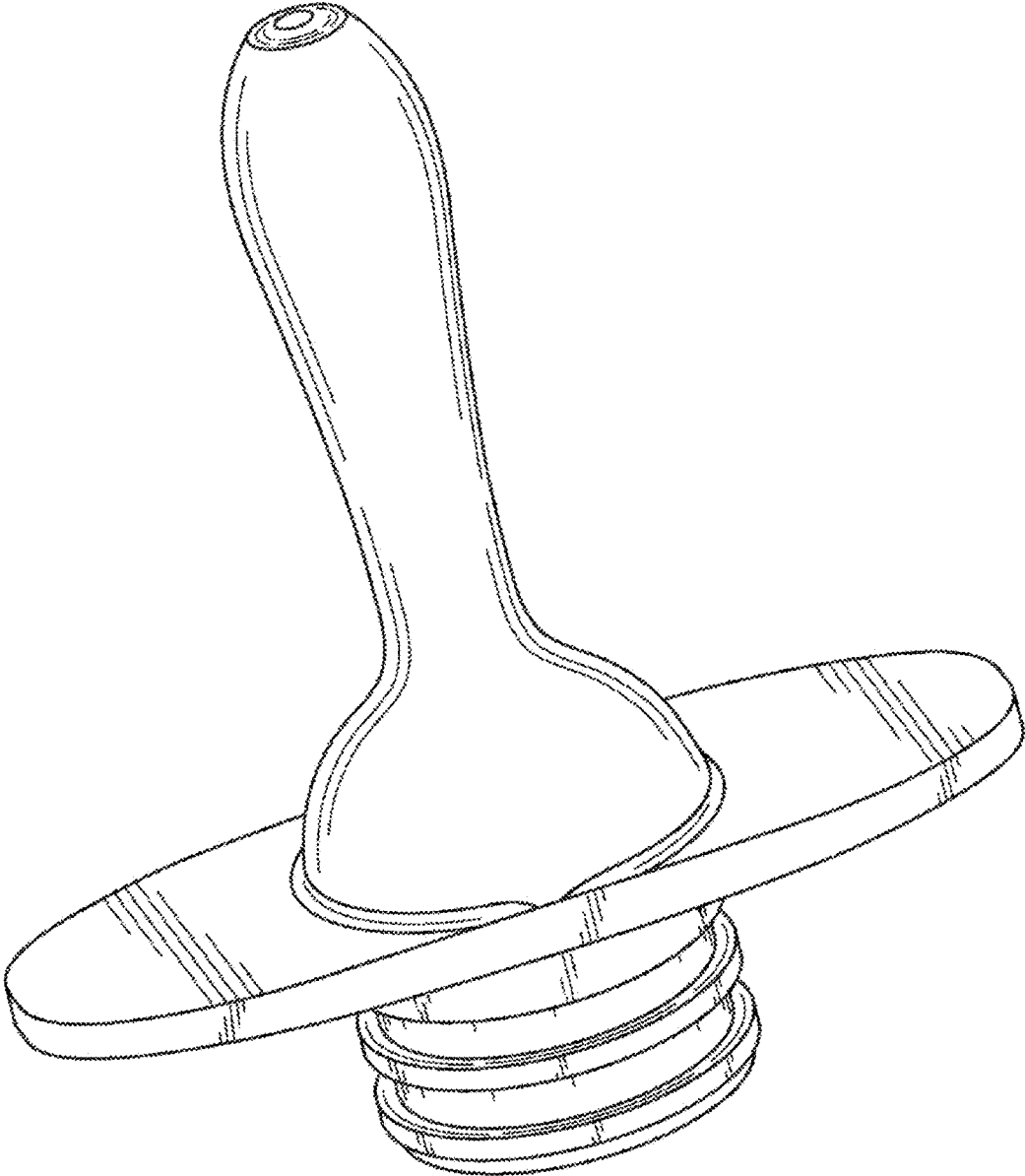


Fig. 1

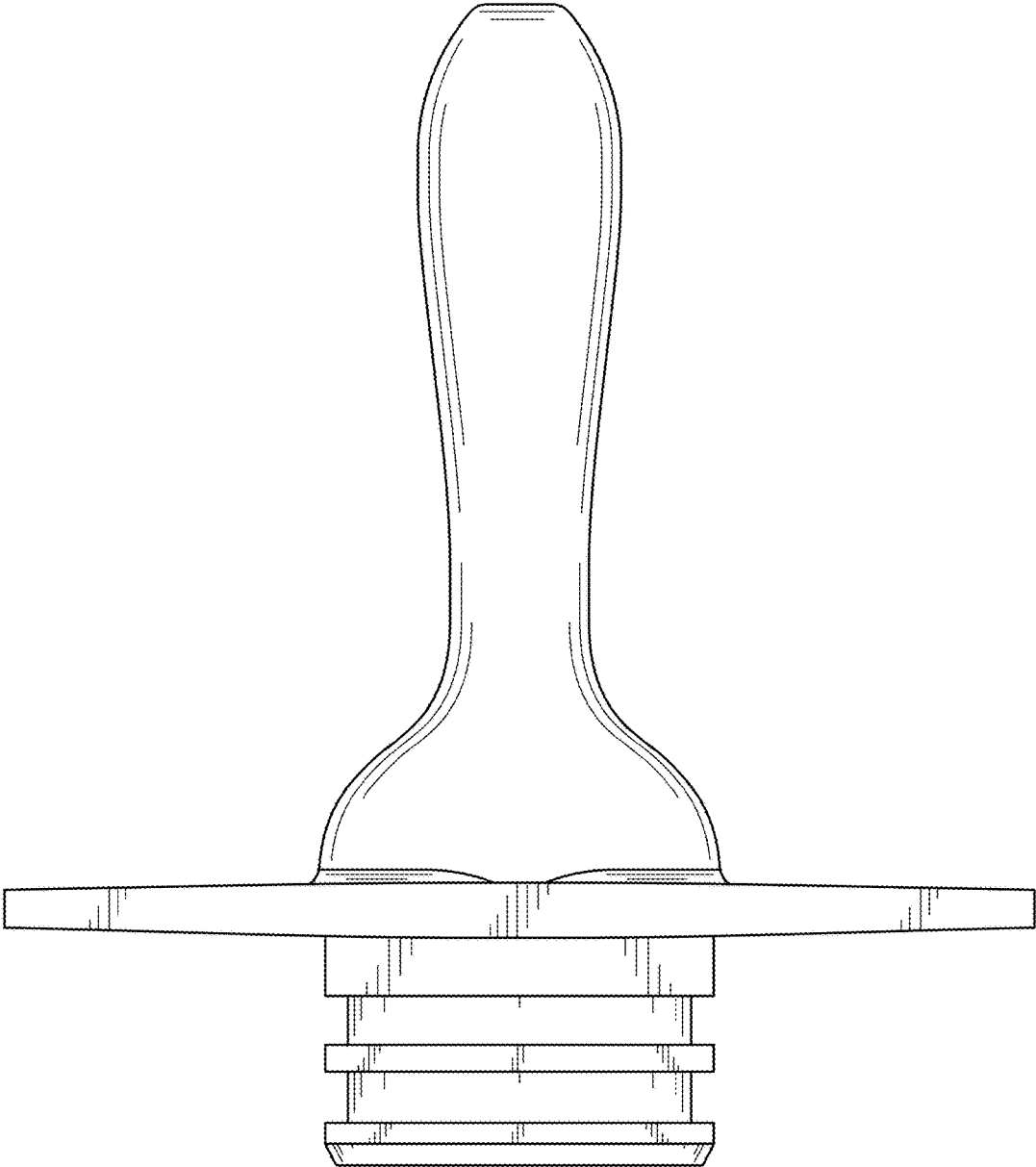


FIG. 2

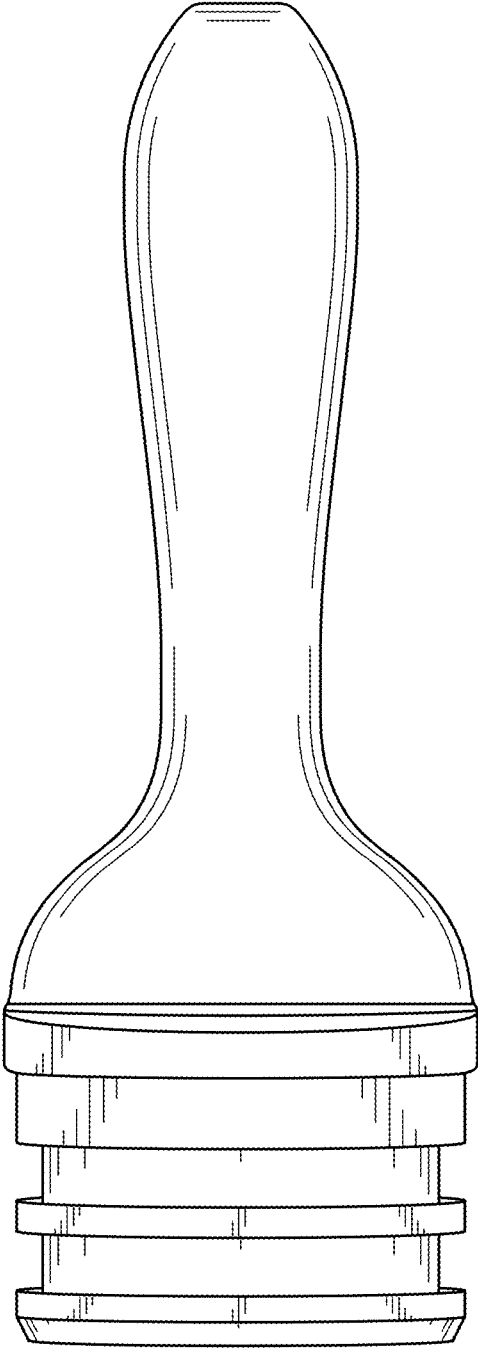


FIG. 3

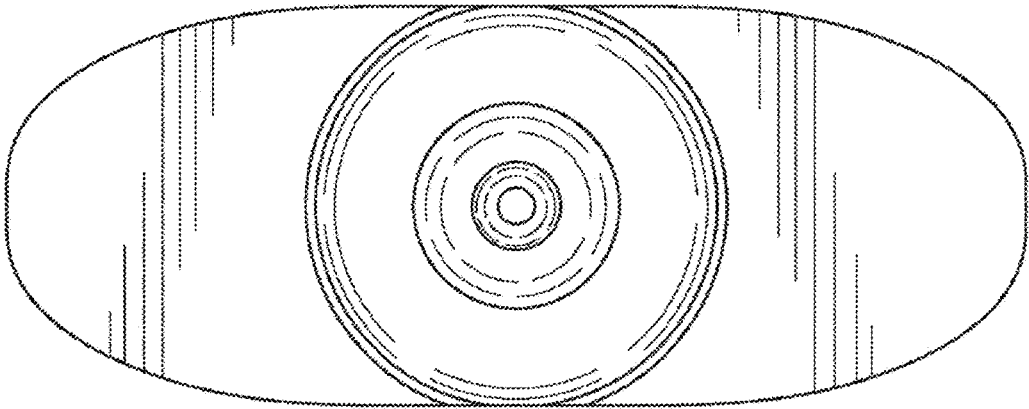


Fig. 4

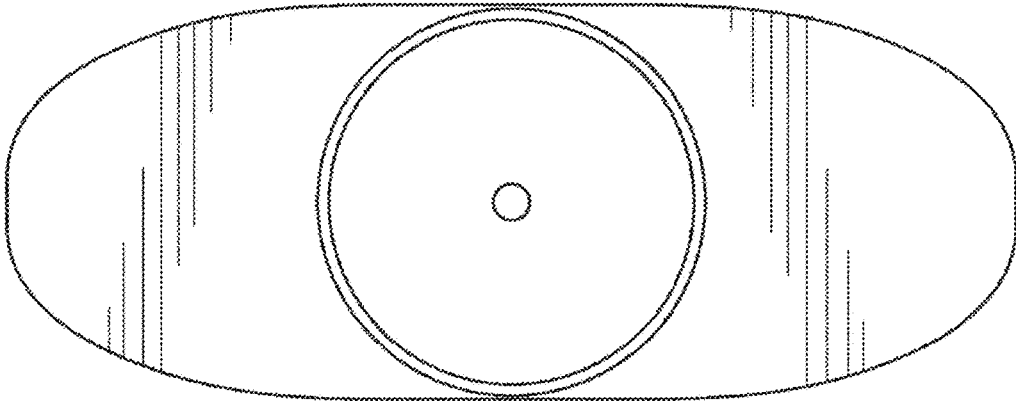


Fig. 5