



(12) **United States Design Patent**  
**Cannamela et al.**

(10) **Patent No.:** **US D888,942 S**  
(45) **Date of Patent:** **\*\* Jun. 30, 2020**

(54) **INJECTION DEVICE**  
(71) Applicant: **Janssen Pharmaceuticals, Inc.**,  
Titusville, NJ (US)  
(72) Inventors: **Michael Cannamela**, New York, NY  
(US); **Rochelle Kleinberg**, New York,  
NY (US); **Peter Krulevitch**, Pleasanton,  
CA (US)

D687,544 S \* 8/2013 Stephan ..... D24/114  
D696,773 S \* 12/2013 Schneider ..... D24/113  
D696,774 S \* 12/2013 Guarraia ..... D24/113  
D696,775 S \* 12/2013 Guarraia ..... D24/113  
D697,205 S \* 1/2014 Schneider ..... D24/113  
9,867,940 B2 \* 1/2018 Holmqvist ..... A61M 5/3202  
D814,022 S \* 3/2018 Boyaval ..... D24/113  
D844,774 S \* 4/2019 Akcay ..... A61M 25/0097  
D24/112  
D844,777 S \* 4/2019 Combes ..... D24/114

(73) Assignee: **Janssen Pharmaceuticals, Inc.**,  
Titusville, NJ (US)

**FOREIGN PATENT DOCUMENTS**

(\*\*) Term: **15 Years**

JP HD17036853 2/2006  
JP D 1453984 9/2012  
JP D 1454273 9/2012  
JP HJ25013375 6/2013  
JP D 1634750 5/2019

(21) Appl. No.: **29/643,586**

\* cited by examiner

(22) Filed: **Apr. 10, 2018**

*Primary Examiner* — David G Muller

(51) **LOC (12) Cl.** ..... **24-02**

(74) *Attorney, Agent, or Firm* — Steven J. Schwarz

(52) **U.S. Cl.**  
USPC ..... **D24/114**

(58) **Field of Classification Search**  
USPC ..... D24/112-114, 108, 133, 130, 127, 186;  
606/181, 185; 604/264, 272, 187, 181,  
604/184, 227  
CPC ..... A61M 5/178; A61M 3/00; A61M 5/20;  
A61M 5/31; A61M 5/3146; A61M  
5/3129; A61M 5/3148; A61M 5/315

(57) **CLAIM**

The ornamental design for an injection device, as shown and described.

See application file for complete search history.

**DESCRIPTION**

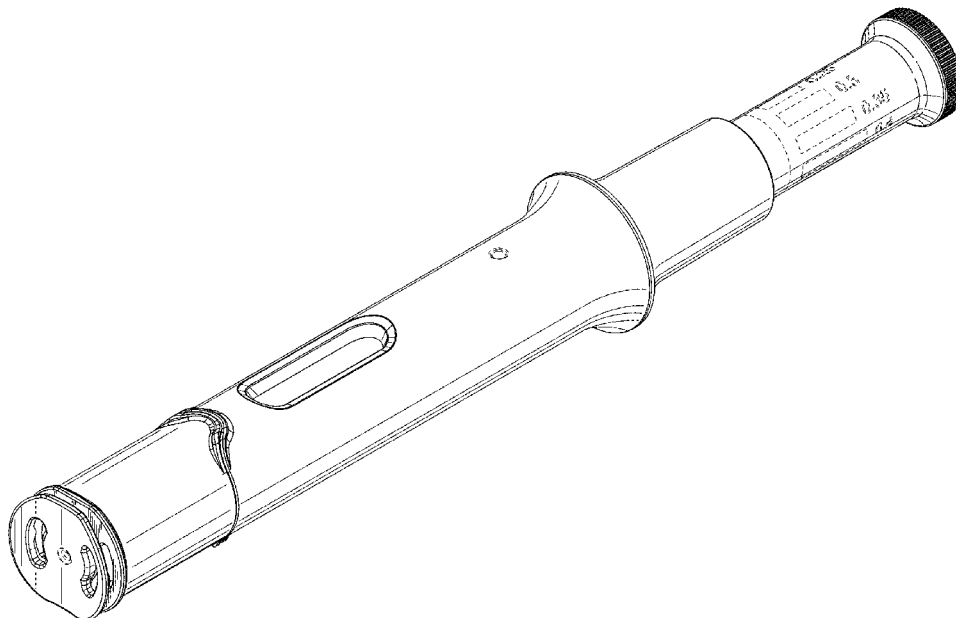
FIG. 1 is a perspective view of an injection device;  
FIG. 2 is a top plan view of an injection device;  
FIG. 3 is a bottom plan view of an injection device;  
FIG. 4 is a side elevation view of an injection device;  
FIG. 5 is an opposite side elevation view of an injection  
device;  
FIG. 6 is a front elevation view of an injection device; and,  
FIG. 7 is a rear elevation view of an injection device.  
The parts shown in broken dashed lines form no part of the  
claimed design.

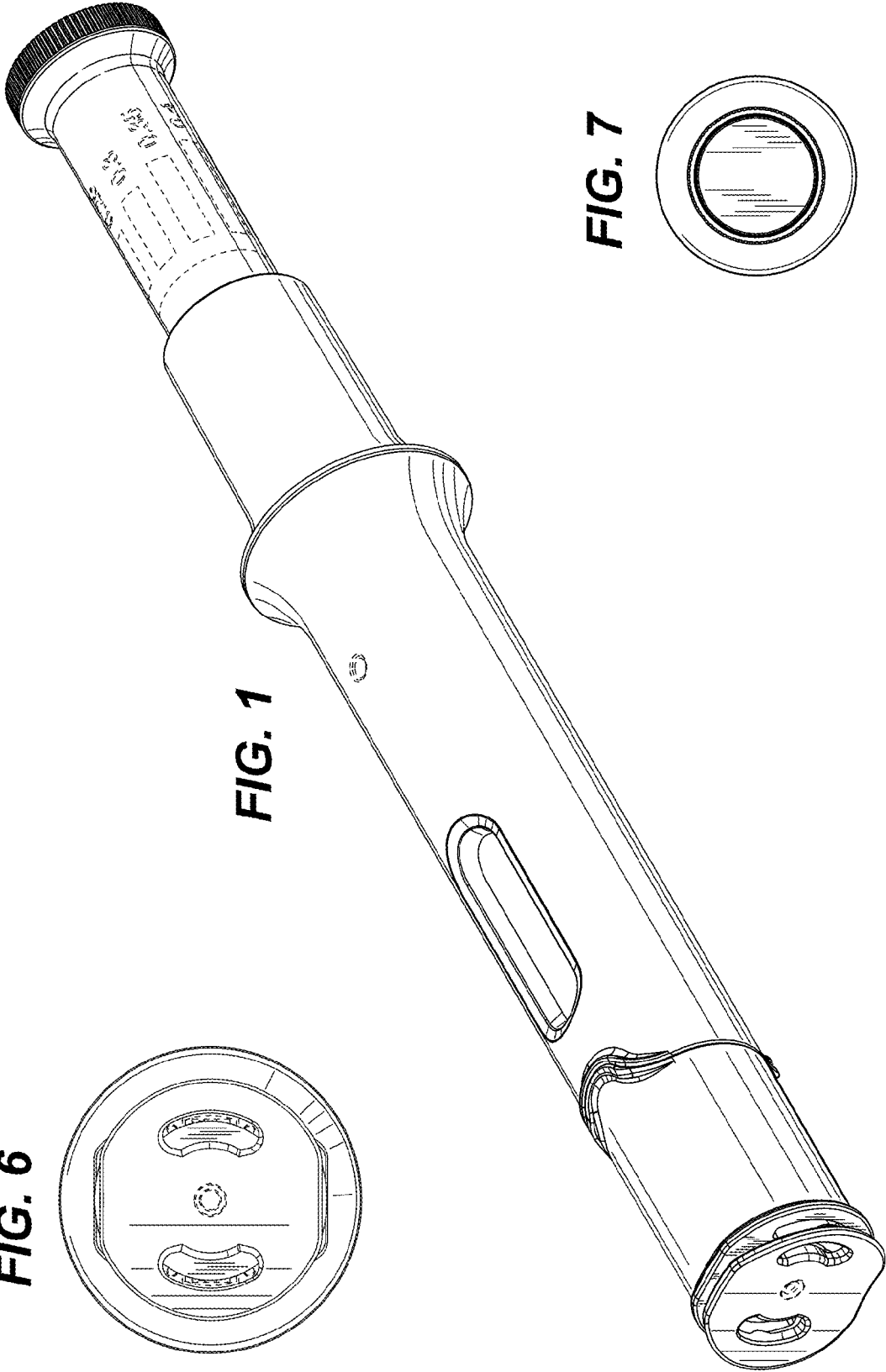
(56) **References Cited**

**U.S. PATENT DOCUMENTS**

D383,205 S \* 9/1997 Pagay ..... D24/112  
D429,812 S 8/2000 Hjertman et al.  
D574,954 S \* 8/2008 Smith ..... D24/114  
8,052,655 B2 \* 11/2011 Moller ..... A61M 5/31556  
604/246  
D681,808 S \* 5/2013 Holaschke ..... D24/114

**1 Claim, 3 Drawing Sheets**



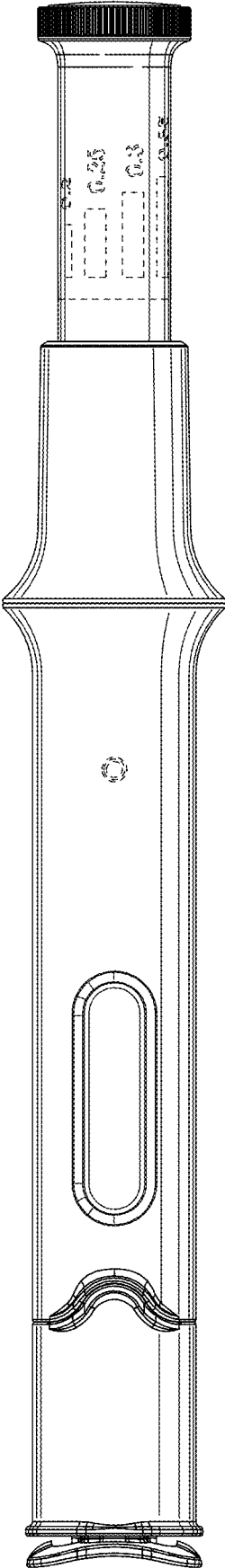


**FIG. 6**

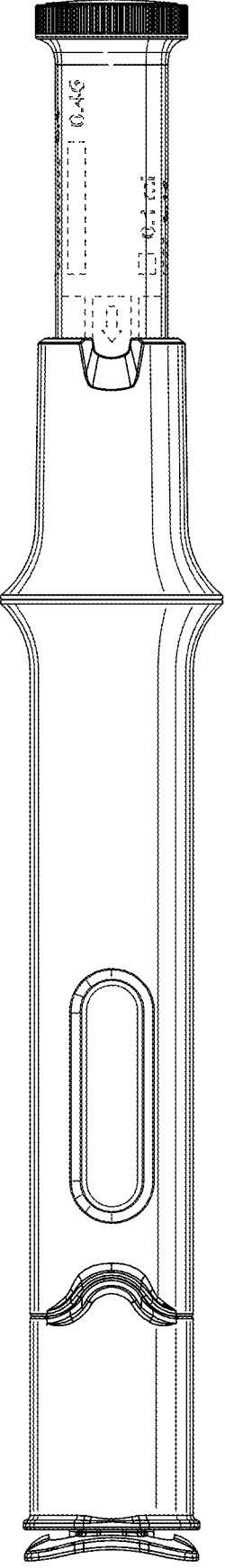
**FIG. 1**

**FIG. 7**

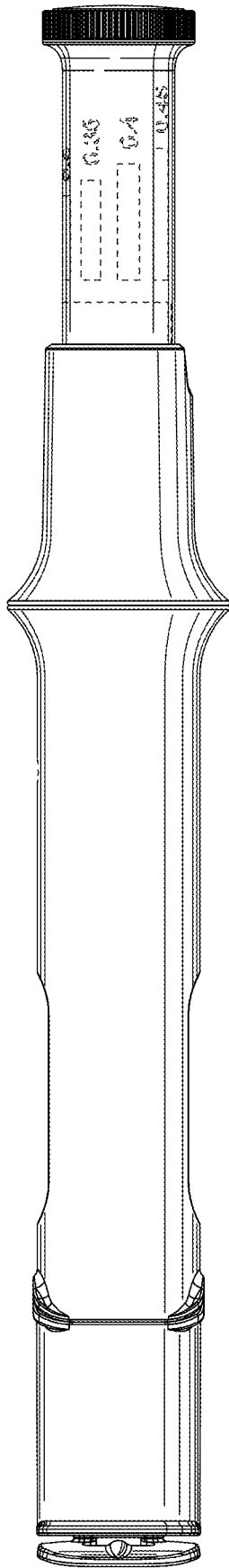
**FIG. 2**



**FIG. 3**



**FIG. 4**



**FIG. 5**

