



US00D747288S

(12) **United States Design Patent**
Han

(10) **Patent No.:** **US D747,288 S**

(45) **Date of Patent:** **** Jan. 12, 2016**

(54) **DIGITAL AUDIO PLAYER**
(71) Applicant: **IRIVER LIMITED**, Seoul (KR)
(72) Inventor: **Jeong Beom Han**, Seoul (KR)
(73) Assignee: **IRIVER LIMITED**, Seoul (KR)
(**) Term: **14 Years**
(21) Appl. No.: **29/491,267**
(22) Filed: **May 19, 2014**

6,977,675 B2 * 12/2005 Kotzin G06F 1/1626
345/156
D535,281 S * 1/2007 Yang D14/203.3
D610,568 S * 2/2010 Yu D14/203.1
7,856,255 B2 * 12/2010 Tsuchiya G06F 1/1616
200/11 TW
D662,489 S * 6/2012 Yeo D14/203.3
D662,948 S * 7/2012 Liang D14/203.1
D681,056 S * 4/2013 Akana D14/203.3
D699,701 S * 2/2014 Kim D14/203.7
D717,270 S * 11/2014 Huang D14/203.3
D717,763 S * 11/2014 Han D14/203.7

* cited by examiner

Primary Examiner — Prabhakar Deshmukh

(74) *Attorney, Agent, or Firm* — Li & Cai Intellectual Property (USA) Office

(30) **Foreign Application Priority Data**

Apr. 18, 2014 (KR) 30-2014-0019618

(51) **LOC (10) Cl.** **14-03**

(52) **U.S. Cl.**
USPC **D14/203.3**; D14/203.7; D14/496

(58) **Field of Classification Search**
USPC D21/324–333; D14/341–346, 356, 432,
D14/496, 207.3, 203.7, 507, 399–401;
273/148 B; 463/1, 29–47;
345/156–161, 168, 169, 172; 341/22,
341/23

CPC A63F 9/00; A63F 9/24; A63F 13/00;
G06F 17/00; G06F 19/00; G06F 17/32;
H01H 9/20

See application file for complete search history.

(56) **References Cited**

U.S. PATENT DOCUMENTS

D270,062 S * 8/1983 Ackeret 40/513
5,825,408 A * 10/1998 Yuyama H04N 19/126
348/14.01
5,859,594 A * 1/1999 King G08B 5/225
340/7.43

(57) **CLAIM**

The ornamental design for a digital audio player, as shown and described.

DESCRIPTION

FIG. 1 is a perspective view of a digital audio player showing my new design;

FIG. 2 is a front side view of the digital audio player shown in FIG. 1;

FIG. 3 is a rear side view of the digital audio player shown in FIG. 1;

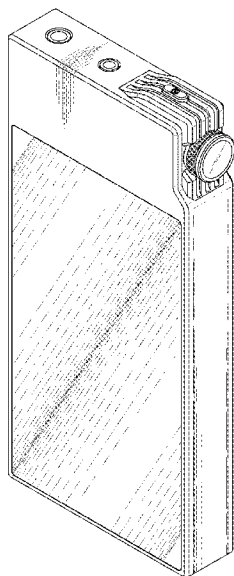
FIG. 4 is a left side view of the digital audio player shown in FIG. 1;

FIG. 5 is a right side view of the digital audio player shown in FIG. 1;

FIG. 6 is a top view of the digital audio player shown in FIG. 1; and,

FIG. 7 is a bottom view of the digital audio player shown in FIG. 1.

1 Claim, 7 Drawing Sheets



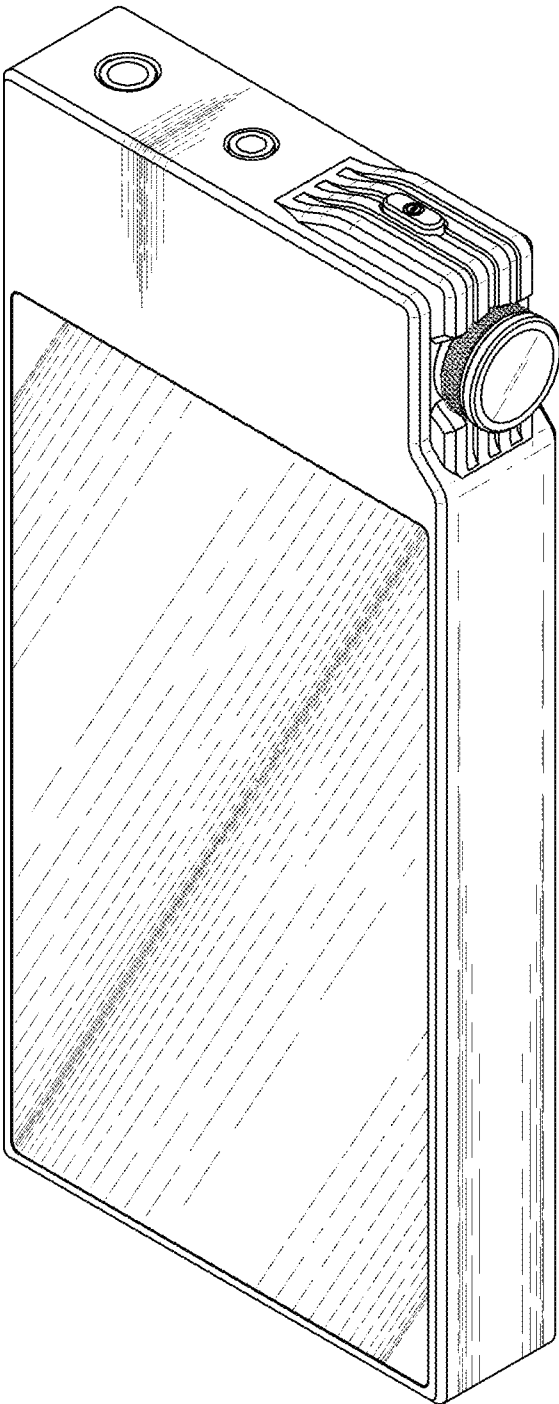


Fig. 1

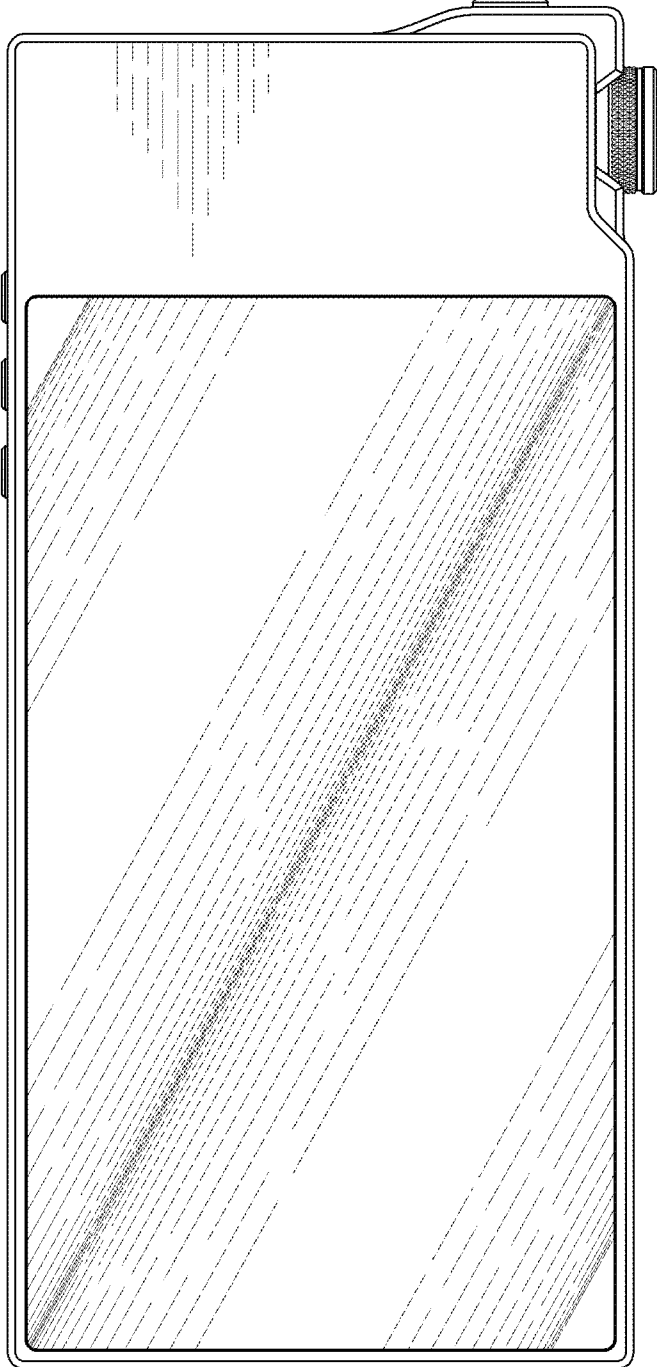


Fig. 2




Fig. 3




Fig. 4




Fig. 5

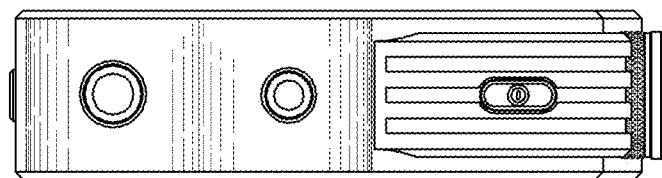


Fig. 6

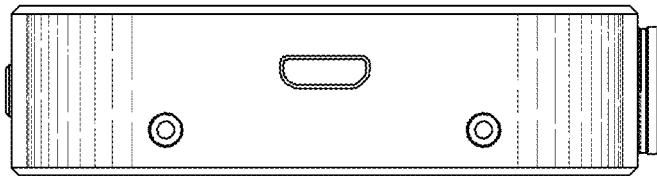


Fig. 7