



US00D386331S

United States Patent [19]
Grosfillex

[11] **Patent Number:** **Des. 386,331**
[45] **Date of Patent:** ****Nov. 18, 1997**

[54] **TABLE LEGS**
[75] **Inventor:** **Raymond Grosfillex, Oyonnax, France**
[73] **Assignee:** **Grosfillex SARL, Oyonnax, France**
[**] **Term:** **14 Years**
[21] **Appl. No.:** **57,399**
[22] **Filed:** **Jul. 24, 1996**
[30] **Foreign Application Priority Data**

Jan. 26, 1996 [WO] WIPO DMA/003209

[51] **LOC (6) Cl.** **06-06**
[52] **U.S. Cl.** **D6/495**
[58] **Field of Search** D6/480-489, 495,
D6/496, 498, 499, 429; 108/153, 156, 157,
161; 248/188, 188.1

[56] **References Cited**

U.S. PATENT DOCUMENTS

D. 179,900 3/1957 Jones et al. D6/480

D. 334,313 3/1993 Grosfillex D6/487
D. 375,215 11/1996 Smith D6/480

OTHER PUBLICATIONS

Tropitone, c1989, p. 63, #366A at left and 3rd from top.

Primary Examiner—Janice E. Seeger
Attorney, Agent, or Firm—Dowell & Dowell

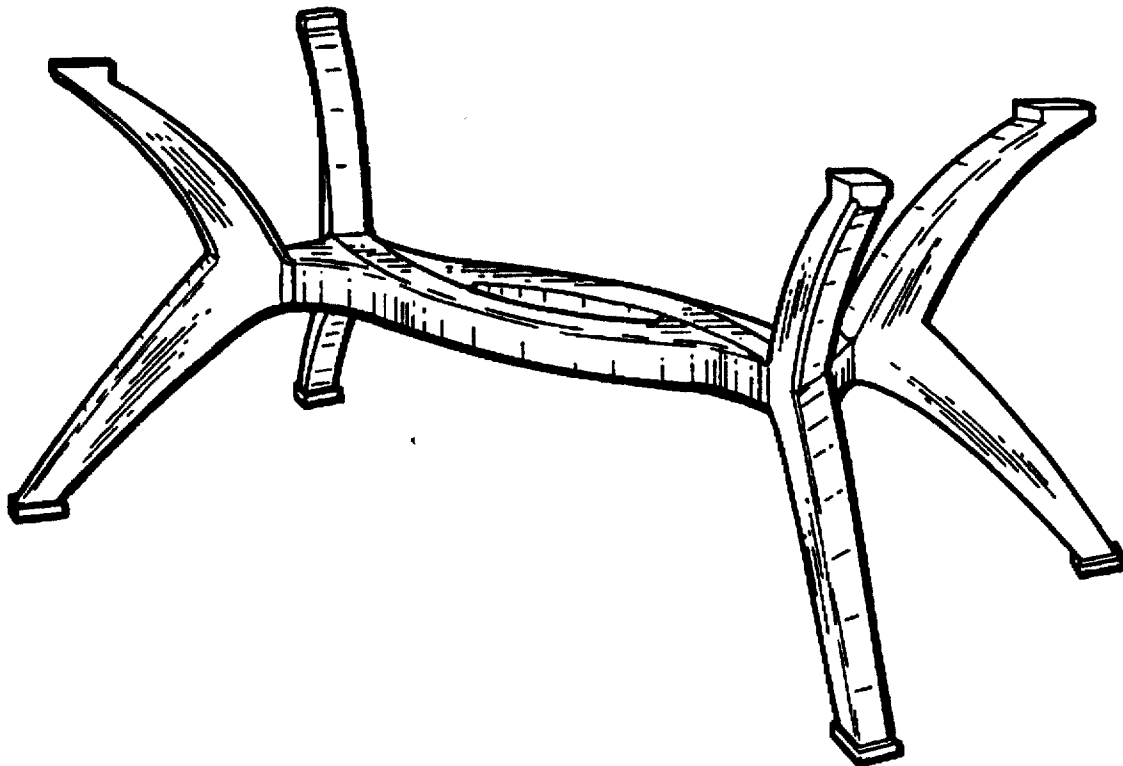
[57] **CLAIM**

The ornamental design for table legs, as shown and described.

DESCRIPTION

FIG. 1 is a front perspective view of table legs showing my new design;
FIG. 2 is a front elevational view thereof, a view from the rear being a mirror image thereof;
FIG. 3 is a right side elevational view thereof, a view from the left side being a mirror image thereof;
FIG. 4 is a top plan view thereof; and,
FIG. 5 is a bottom plan view thereof.

1 Claim, 2 Drawing Sheets



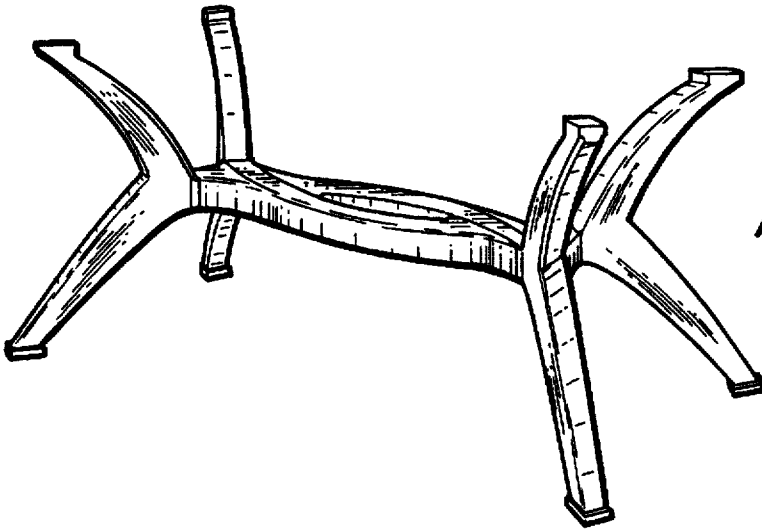


FIG. 1



FIG. 2

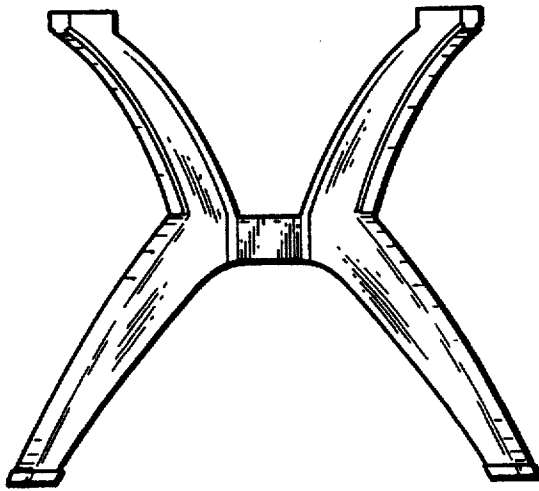


FIG. 3




FIG. 4

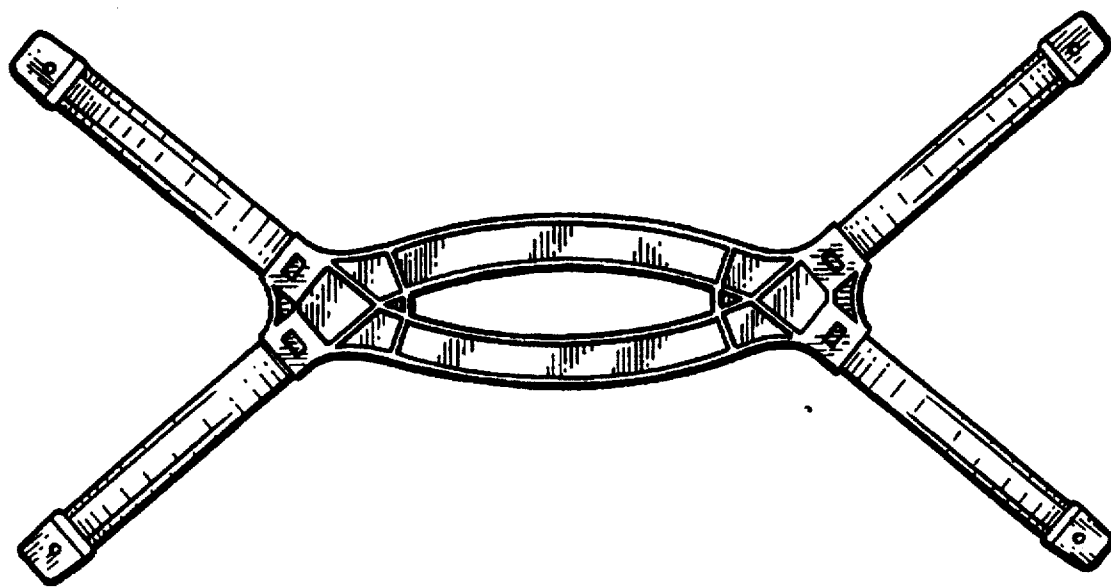


FIG. 5