



US00D784976S

(12) **United States Design Patent**  
**Cebe**

(10) **Patent No.:** **US D784,976 S**

(45) **Date of Patent:** **\*\* Apr. 25, 2017**

(54) **PHONE CASE**

(71) Applicant: **Hewlett-Packard Development Company, L.P.**, Houston, TX (US)

(72) Inventor: **Chrome Manley Cebe**, Houston, TX (US)

(73) Assignee: **Hewlett-Packard Development Company, L.P.**, Houston, TX (US)

(\*\*) Term: **15 Years**

(21) Appl. No.: **29/555,091**

(22) Filed: **Feb. 18, 2016**

(51) **LOC (10) Cl.** ..... **14-03**

(52) **U.S. Cl.**  
USPC ..... **D14/250**

(58) **Field of Classification Search**  
USPC ..... D14/238.1, 440, 203.3–203.7, 217, 240, D14/447, 250, 251–253, 248, 496, 391; D3/201, 218, 247, 269, 273, 301, 303; D13/103, 107–108, 119

CPC H04B 1/3888; H04M 1/0283; H04M 1/0202; A45C 1/06; A45C 2011/002; A45C 11/00; A45C 13/02; A45F 2005/026; A45F 2200/0525; A45F 2200/0516

See application file for complete search history.

(56) **References Cited**

**U.S. PATENT DOCUMENTS**

D618,230 S \* 6/2010 Brown ..... D14/250  
D621,821 S \* 8/2010 Richardson ..... D14/250  
D622,716 S \* 8/2010 Andre ..... D14/250  
D663,296 S \* 7/2012 Melanson ..... D14/250  
D677,641 S \* 3/2013 Sutherland ..... D14/138 G

D688,222 S \* 8/2013 Fujimura ..... D14/138 G  
D693,785 S \* 11/2013 Sutherland ..... D14/138 G  
D698,772 S \* 2/2014 Merenda ..... D14/250  
D703,649 S \* 4/2014 Wikel ..... D14/250  
D704,688 S \* 5/2014 Reivo ..... D14/250  
D716,285 S \* 10/2014 Chaney ..... A45C 11/00  
D728,551 S \* 5/2015 Saeki ..... D14/250  
D732,042 S \* 6/2015 Chen ..... D14/440  
D737,277 S \* 8/2015 Song ..... D14/450  
D748,085 S \* 1/2016 Merenda ..... D14/250  
D750,609 S \* 3/2016 Daniel ..... D14/250  
D754,650 S \* 4/2016 Curtis ..... D14/250  
D768,617 S \* 10/2016 Merenda ..... D14/250  
2014/0191644 A1 \* 7/2014 Chaney ..... A45C 11/00  
312/327

\* cited by examiner

*Primary Examiner* — Carla Jobe Wright  
(74) *Attorney, Agent, or Firm* — Foley & Lardner

(57) **CLAIM**


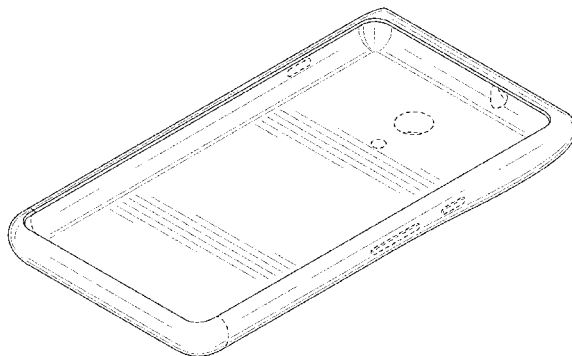
I claim the ornamental design for a phone case, as shown and described.

**DESCRIPTION**

FIG. 1 is a front, bottom, right perspective view of a phone case showing my new design;  
FIG. 2 is a rear, top, left perspective view thereof;  
FIG. 3 is a rear elevational view thereof;  
FIG. 4 is a front elevational view thereof;  
FIG. 5 is a right side elevational view thereof;  
FIG. 6 is a left side elevational view thereof;  
FIG. 7 is a bottom plan view thereof; and,  
FIG. 8 is a top plan view thereof.

The broken lines formed by dashes show unclaimed subject matter and form no part of the claimed design.

**1 Claim, 5 Drawing Sheets**



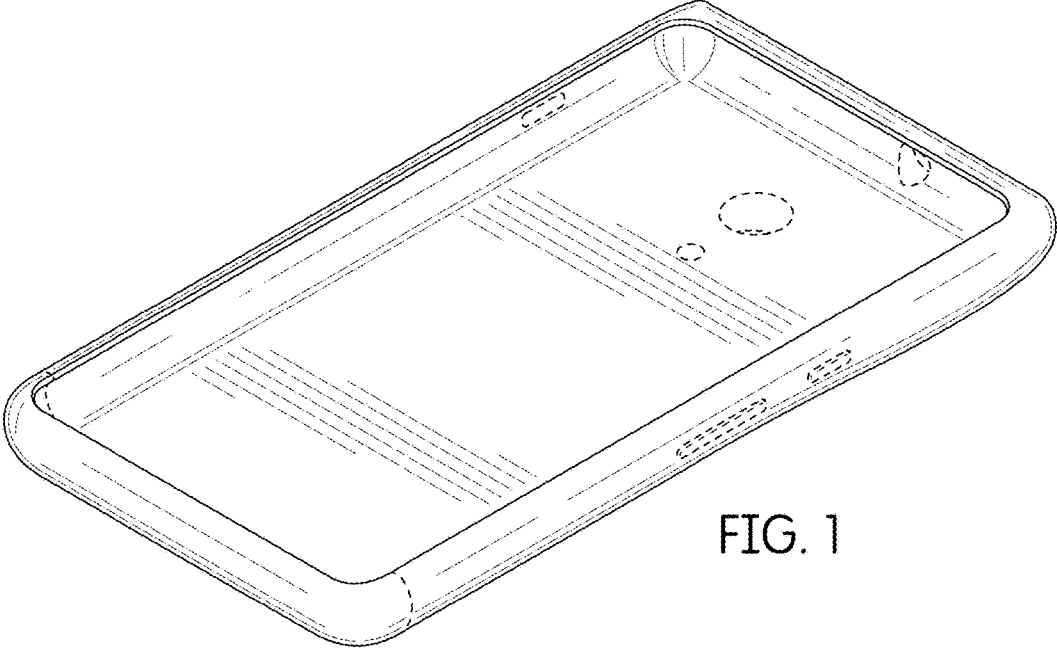


FIG. 1

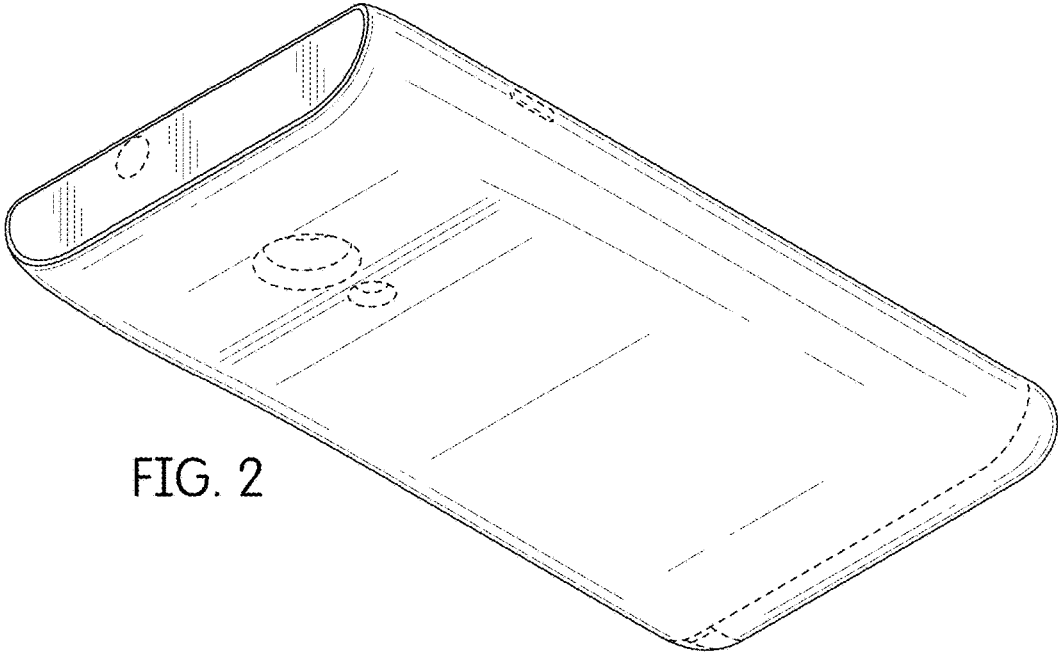


FIG. 2




FIG. 3




FIG. 4

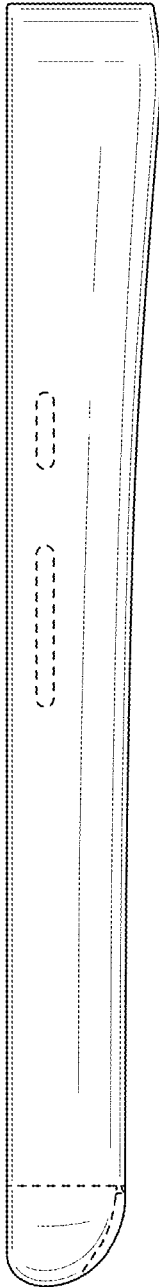


FIG. 5




FIG. 6

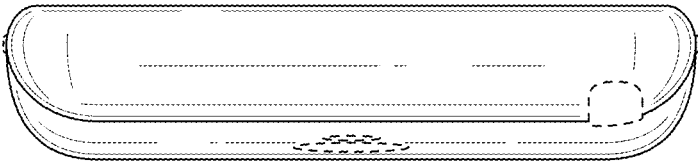


FIG. 7

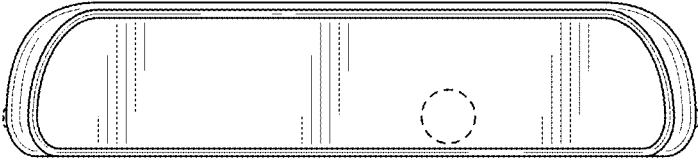


FIG. 8