



US00D708176S

(12) **United States Design Patent**
Akana et al.

(10) **Patent No.:** **US D708,176 S**

(45) **Date of Patent:** **** Jul. 1, 2014**

(54) **ELECTRONIC DEVICE**

(71) Applicant: **Apple Inc.**, Cupertino, CA (US)

(72) Inventors: **Jody Akana**, San Francisco, CA (US);
Bartley K. Andre, Menlo Park, CA (US); **Jeremy Bataillou**, San Francisco, CA (US); **Daniel J. Coster**, San Francisco, CA (US); **Daniele De Iulius**, San Francisco, CA (US); **M. Evans Hankey**, San Francisco, CA (US); **Julian Hoenig**, San Francisco, CA (US); **Richard P. Howarth**, San Francisco, CA (US); **Jonathan P. Iye**, San Francisco, CA (US); **Duncan Robert Kerr**, San Francisco, CA (US); **Matthew Dean Rohrbach**, San Francisco, CA (US); **Peter Russell-Clarke**, San Francisco, CA (US); **Mikael Silvano**, San Francisco, CA (US); **Christopher J. Stringer**, Woodside, CA (US); **Eugene Antony Whang**, San Francisco, CA (US); **Rico Zörkendörfer**, San Francisco, CA (US)

(73) Assignee: **Apple Inc.**, Cupertino, CA (US)

(**) Term: **14 Years**

(21) Appl. No.: **29/464,931**

(22) Filed: **Aug. 22, 2013**

Related U.S. Application Data

(60) Continuation of application No. 29/443,018, filed on Jan. 11, 2013, now Pat. No. Des. 691,129, which is a division of application No. 29/424,261, filed on Jun. 8, 2012, now Pat. No. Des. 676,437, which is a continuation of application No. 29/420,873, filed on May 14, 2012, now Pat. No. Des. 676,438.

(51) **LOC (10) Cl.** **14-02**

(52) **U.S. Cl.**
USPC **D14/315**

(58) **Field of Classification Search**

USPC D14/315-327; D18/1, 2, 7, 11; 235/145 A, 145 R; 341/22, 23; 345/104, 345/156, 157, 168, 169, 173; 361/679.08, 361/679.09, 679.11, 679.26, 679.27, 679.5, 361/679.49, 679.55; 348/373; 715/783
See application file for complete search history.

(56) **References Cited**

U.S. PATENT DOCUMENTS

5,694,292 A * 12/1997 Paulsel et al. 361/679.43
5,694,294 A * 12/1997 Ohashi et al. 361/679.48

(Continued)

Primary Examiner — Freda S Nunn

(74) *Attorney, Agent, or Firm* — SAIDMAN DesignLaw Group

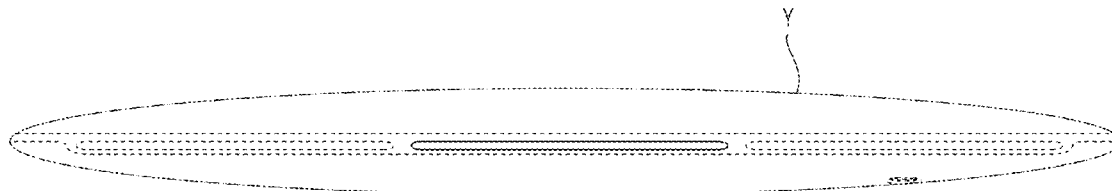
(57) **CLAIM**

The ornamental design for an electronic device, as shown and described.

DESCRIPTION

FIG. 1 is a top, front perspective view of an electronic device showing our new design;
FIG. 2 is a bottom, rear perspective view thereof;
FIG. 3 is a front view thereof;
FIG. 4 is a rear view thereof;
FIG. 5 is a left side view thereof;
FIG. 6 is a right side view thereof;
FIG. 7 is a top view thereof;
FIG. 8 is a bottom view thereof;
FIG. 9 is an enlarged view of the portion Y encircled in FIG. 6; and,
FIG. 10 is an enlarged view of the portion Z encircled in FIG. 8.
The broken lines are for the purpose of illustrating portions of the electronic device and form no part of the claimed design. The dot-dash broken lines encircle portions of the claimed design that are illustrated in enlargements.

1 Claim, 7 Drawing Sheets



(56)

References Cited

U.S. PATENT DOCUMENTS

5,713,790 A * 2/1998 Lin 454/184
 6,038,128 A 3/2000 Hood et al.
 6,067,224 A 5/2000 Nobuchi
 D431,821 S 10/2000 Mizuno
 D493,785 S 8/2004 Andre et al.
 D517,063 S 3/2006 Nakajima et al.
 D523,429 S 6/2006 Lin
 D524,306 S 7/2006 Yun et al.
 D526,999 S 8/2006 Tago
 D533,550 S 12/2006 Yamada
 D571,364 S 6/2008 Andre et al.
 D572,246 S 7/2008 Andre et al.
 7,426,113 B2 9/2008 Ikeno et al.
 D604,290 S 11/2009 Andre et al.
 D604,291 S 11/2009 Andre et al.
 D604,292 S 11/2009 Andre et al.
 D604,293 S 11/2009 Andre et al.

D606,988 S 12/2009 Andre et al.
 D606,989 S 12/2009 Andre et al.
 D611,045 S 3/2010 Andre et al.
 D617,789 S 6/2010 Akana et al.
 D621,825 S 8/2010 Andre et al.
 D623,645 S 9/2010 Andre et al.
 D633,087 S 2/2011 Andre et al.
 D642,172 S 7/2011 Akana et al.
 D642,560 S 8/2011 Akana et al.
 D648,333 S 11/2011 Andre et al.
 D648,334 S 11/2011 Andre et al.
 D652,032 S 1/2012 Akana et al.
 D655,704 S 3/2012 Akana et al.
 D657,786 S 4/2012 Andre et al.
 D661,296 S 6/2012 Akana et al.
 D662,497 S 6/2012 Akana et al.
 2005/0018396 A1 1/2005 Nakajima et al.
 2005/0041378 A1 2/2005 Hamada et al.
 2008/0074833 A1 3/2008 Chien et al.
 2009/0040708 A1 2/2009 Tatsukami et al.

* cited by examiner

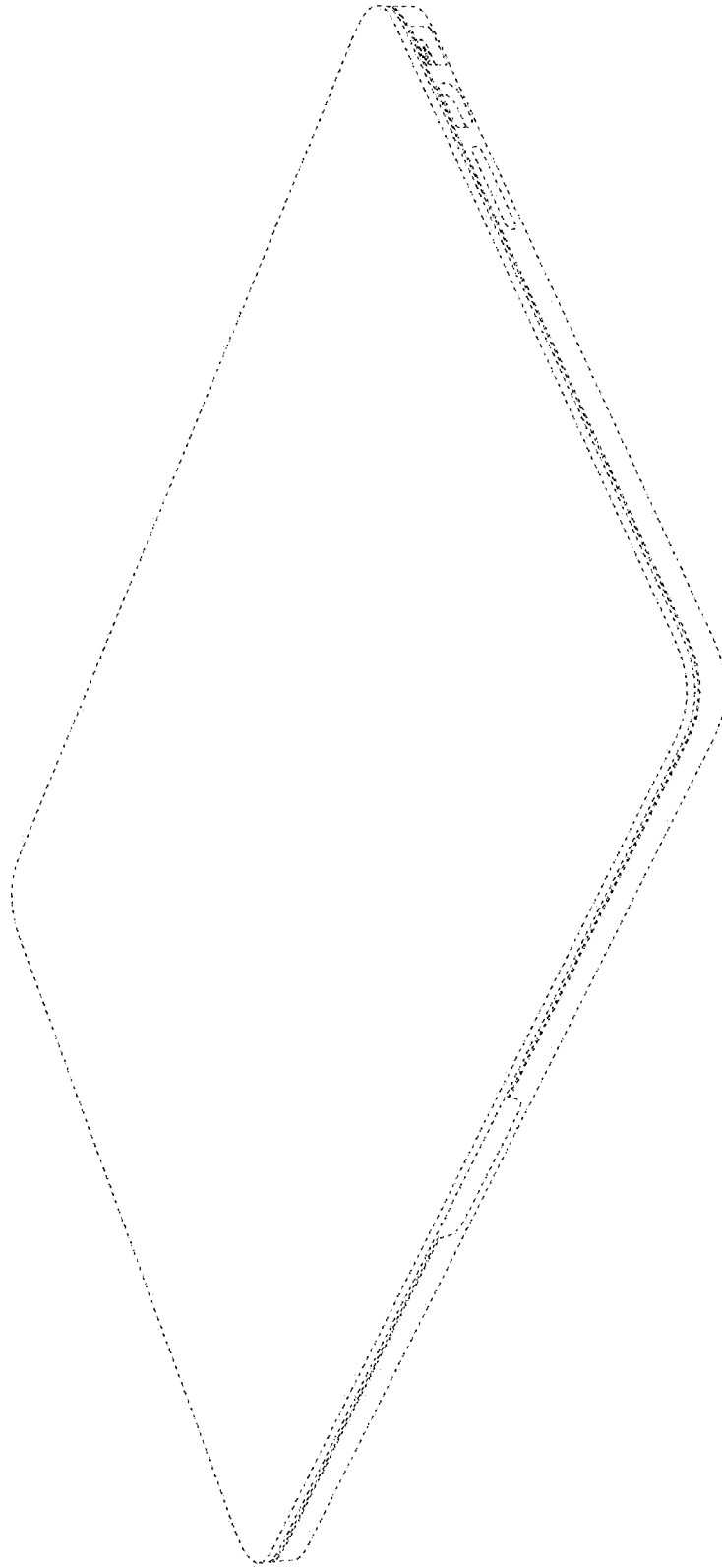


Fig. 1

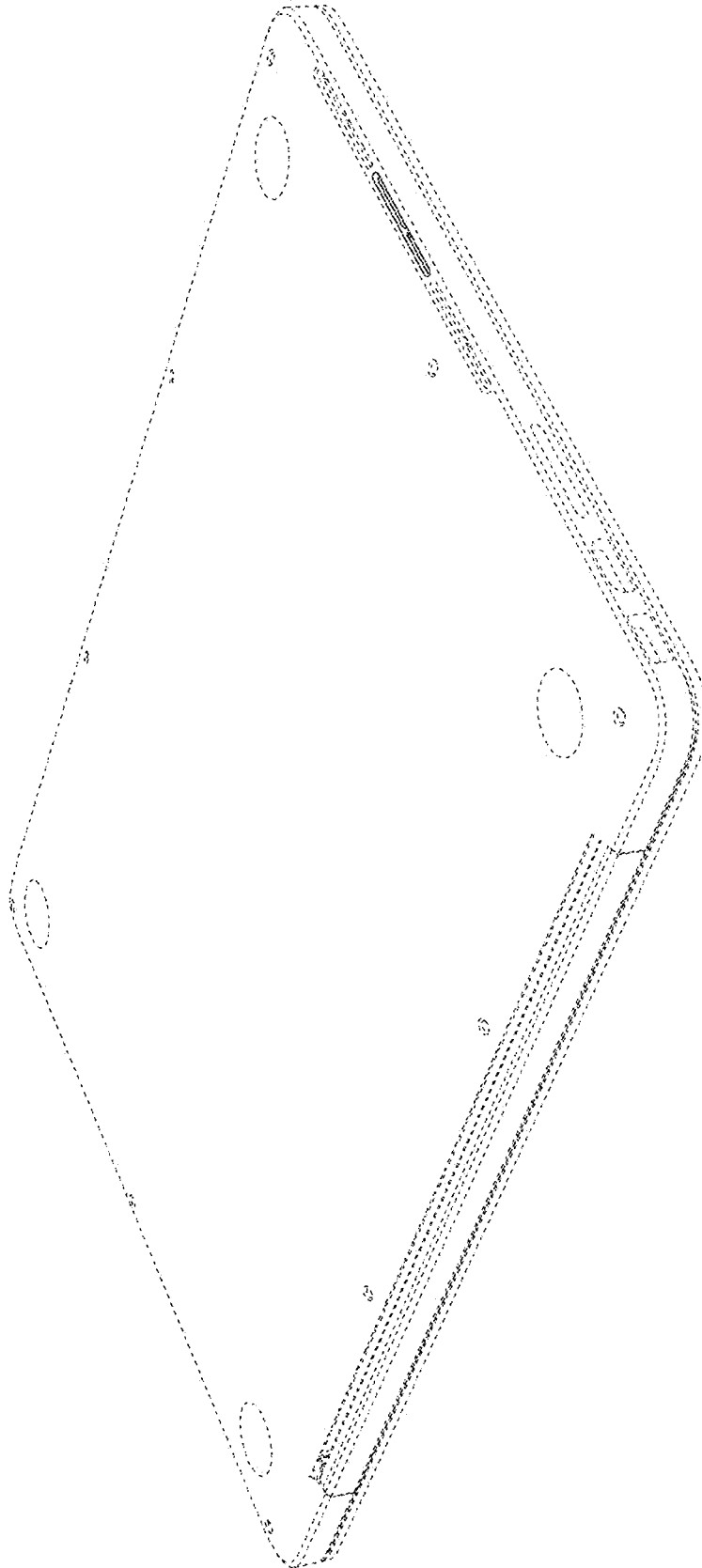


Fig. 2




Fig. 3




Fig. 4




Fig. 5




Fig. 6




Fig. 7




Fig. 8




Fig. 9

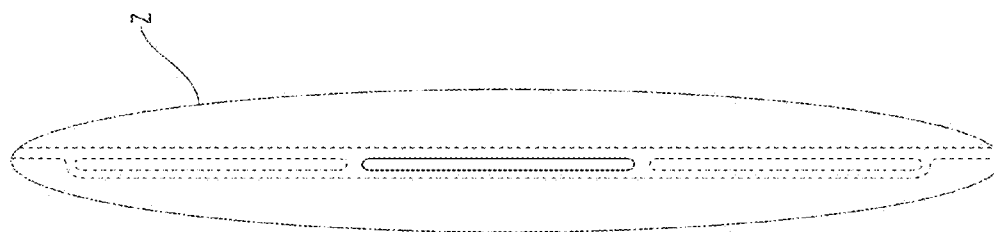


Fig. 10