



US00D748625S

(12) **United States Design Patent**
Takahashi

(10) **Patent No.:** **US D748,625 S**

(45) **Date of Patent:** **** Feb. 2, 2016**

(54) **PORTABLE TERMINAL**

(71) Applicant: **Kyocera Corporation**, Kyoto-shi, Kyoto (JP)

(72) Inventor: **Yuusuke Takahashi**, Kyoto (JP)

(73) Assignee: **KYOCERA Corporation**, Kyoto (JP)

(**) Term: **14 Years**

(21) Appl. No.: **29/488,072**

(22) Filed: **Apr. 15, 2014**

(30) **Foreign Application Priority Data**

Feb. 21, 2014 (JP) 2014-003522

(51) **LOC (10) Cl.** **14-02**

(52) **U.S. Cl.**

USPC **D14/345**

(58) **Field of Classification Search**

USPC D14/341-347, 137, 138 R, 138 AA, D14/138 C, 138 G, 496, 203.1, 203.3, 203.4, D14/203.7, 129, 130, 147, 218, 247, 248, D14/250, 374, 371, 385, 388, 389, 315-318, D14/420, 426, 439; D10/65, 104.1; D18/6-7; D13/168; D21/324, 329, D21/330, 332; D28/83; 248/917-924; 463/37; 455/556.1, 556.2, 566, 575.1, 455/90.3; 379/433.04, 433.01, 433.06, 916; 345/173, 901, 905; 348/376; 361/679.21, 679.26, 679.27, 679.3, 361/679.55, 679.56, 679.59
CPC H04M 1/0202; H04M 1/0279; H04M 1/0281; H04M 1/0283; H04M 1/0214; H04M 1/72544; H04M 1/72552; G06F 1/1613; G06F 1/1624; G06F 1/1626; G06F 1/165; G06F 3/0485; G06F 3/0488

See application file for complete search history.

(56) **References Cited**

U.S. PATENT DOCUMENTS

5,418,760 A * 5/1995 Kawashima G02F 1/13306
341/23
D466,487 S * 12/2002 Wada D10/31

(Continued)

OTHER PUBLICATIONS

OLED-Info.com website page showing Samsung flexible-display watch design Retrieved on Apr. 14, 2014 from URL <http://www.oled-info.com/samsung-flexible-display-watch-design-patent-surface>.

(Continued)

Primary Examiner — Eric Goodman

Assistant Examiner — Clese Moore, Jr.

(74) *Attorney, Agent, or Firm* — Studebaker & Brackett PC

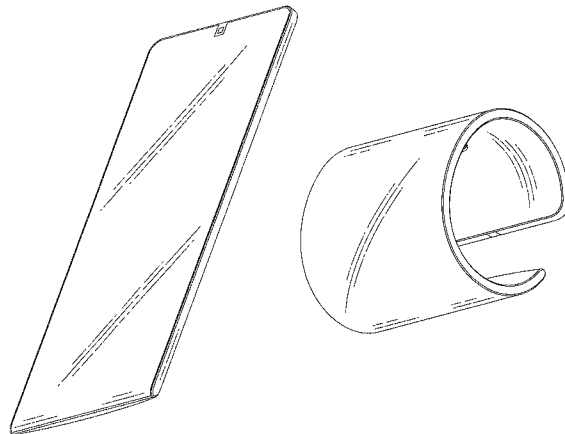
(57) **CLAIM**

The ornamental design for portable terminal, as shown and described.

DESCRIPTION

FIG. 1 is a front perspective view of a portable terminal showing my new design;
FIG. 2 is a rear perspective view thereof;
FIG. 3 is a front view thereof;
FIG. 4 is a rear view thereof;
FIG. 5 is a left side view thereof;
FIG. 6 is a right side view thereof;
FIG. 7 is a top plan view thereof;
FIG. 8 is a bottom view thereof;
FIG. 9 is a front perspective view thereof in a first bent state;
FIG. 10 is a front view thereof in the first bent state;
FIG. 11 is a rear view thereof in the first bent state;
FIG. 12 is a left side view thereof in the first bent state;
FIG. 13 is a right side view thereof in the first bent state;
FIG. 14 is a top plan view thereof in the first bent state;
FIG. 15 is a bottom view thereof in the first bent state;
FIG. 16 is a front perspective view thereof in a second bent state;
FIG. 17 is a front view thereof in the second bent state;
FIG. 18 is a rear view thereof in the second bent state;
FIG. 19 is a left side view thereof in the second bent state;
FIG. 20 is a right side view thereof in the second bent state;
FIG. 21 is a top plan view thereof in the second bent state; and
FIG. 22 is a bottom view thereof in the second bent state.

1 Claim, 14 Drawing Sheets



(56)

References Cited

OTHER PUBLICATIONS

U.S. PATENT DOCUMENTS

| | | | | | |
|--------------|------|---------|----------|-------|-------------------------|
| D466,488 | S * | 12/2002 | Wada | | D10/31 |
| D549,221 | S * | 8/2007 | Yagi | | D11/4 |
| D580,432 | S * | 11/2008 | Yun | | D14/345 |
| D634,317 | S * | 3/2011 | Buckle | | D14/341 |
| D645,376 | S * | 9/2011 | Bulgari | | D11/4 |
| D661,275 | S * | 6/2012 | Roka | | D10/31 |
| D665,766 | S * | 8/2012 | Eguchi | | D14/138 G |
| 8,254,870 | B2 * | 8/2012 | Lin | | G06F 1/1626 455/347 |
| D675,613 | S * | 2/2013 | Chu | | D14/341 |
| D683,325 | S * | 5/2013 | Sugiyama | | D14/138 G |
| D697,507 | S * | 1/2014 | Yu | | D14/341 |
| D709,493 | S * | 7/2014 | Ahn | | D14/345 |
| D710,353 | S * | 8/2014 | Ahn | | D14/345 |
| D712,930 | S * | 9/2014 | Lee | | D14/496 |
| D715,794 | S * | 10/2014 | Zhou | | D14/341 |
| D718,268 | S * | 11/2014 | Wu | | D14/138 G |
| D732,499 | S * | 6/2015 | Lee | | D14/138 G |
| D733,130 | S * | 6/2015 | Kim | | D14/344 |
| D734,329 | S * | 7/2015 | Lee | | D14/344 |
| D735,711 | S * | 8/2015 | Kuwabara | | D14/344 |
| D736,767 | S * | 8/2015 | Lee | | D14/344 |
| D736,768 | S * | 8/2015 | Kuwabara | | D14/344 |
| 2011/0187681 | A1 * | 8/2011 | Kim | | G06F 3/0488 345/204 |
| 2013/0329345 | A1 * | 12/2013 | Yu | | H05K 5/04 361/679.01 |

Da'vance Let's Talk website page showing Nokia 888 Retrieved on Apr. 14, 2014 from URL http://davance.com/let_talk/let_talk107.html.

Yankodesign.com website page showing Samsung Galaxy Skin Retrieved on Apr. 14, 2014 from URL <http://www.yankodesign.com/2011/07/26/i-just-died-and-went-to-samsung-galaxy-heaven/>.

Junya Mori's blog website page showing Samsung YOUM Smartwatch Retrieved on Apr. 14, 2014 from URL <http://blog.junyamori.com/2013/12/04/samsung-youm-smartwatch/>.

Phonearena.com website page showing Nokia Morph concept Retrieved on Apr. 14, 2014 from URL http://www.phonearena.com/news/Nokia-Morph-concept-is-futuristic_id2491.

Yankodesign.com website page showing Sony Nextep Computer Retrieved on Apr. 14, 2014 from URL <http://www.yankodesign.com/2010/05/25/in-2020-we-can-wear-sony-computers-on-our-wrist/>.

au.kddi.com website page showing G Flex LGL23 Retrieved on Apr. 14, 2014 from URL <http://www.au.kddi.com/mobile/product/smartphone/lgl23/>.

gpad.tv website page showing Samsung Galaxy Round Retrieved on Apr. 14, 2014 from URL <http://gpad.tv/phone/samsung-galaxy-round/>.

touchnavi.net website page showing Samsung Flexible OLED phone prototype Retrieved on Apr. 14, 2014 from URL <http://touchnavi.net/ipad/3424/>.

engadget.com website page showing Nokia Kinetic Device hands-on Retrieved on Apr. 14, 2014 from URL <http://www.engadget.com/2011/10/26/nokias-kinetic-future-flexible-screens-and-a-twisted-interface/>.

* cited by examiner

FIG.1

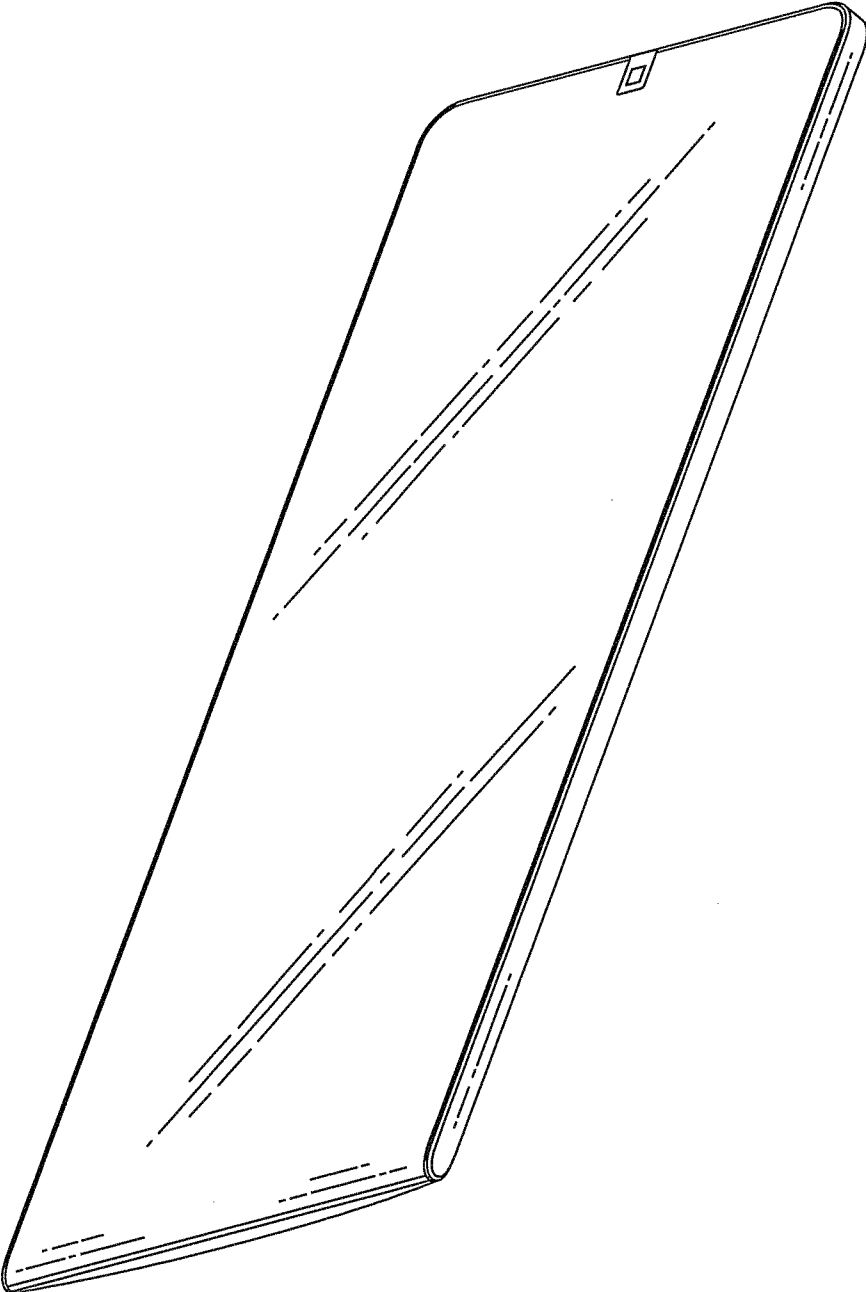


FIG.2

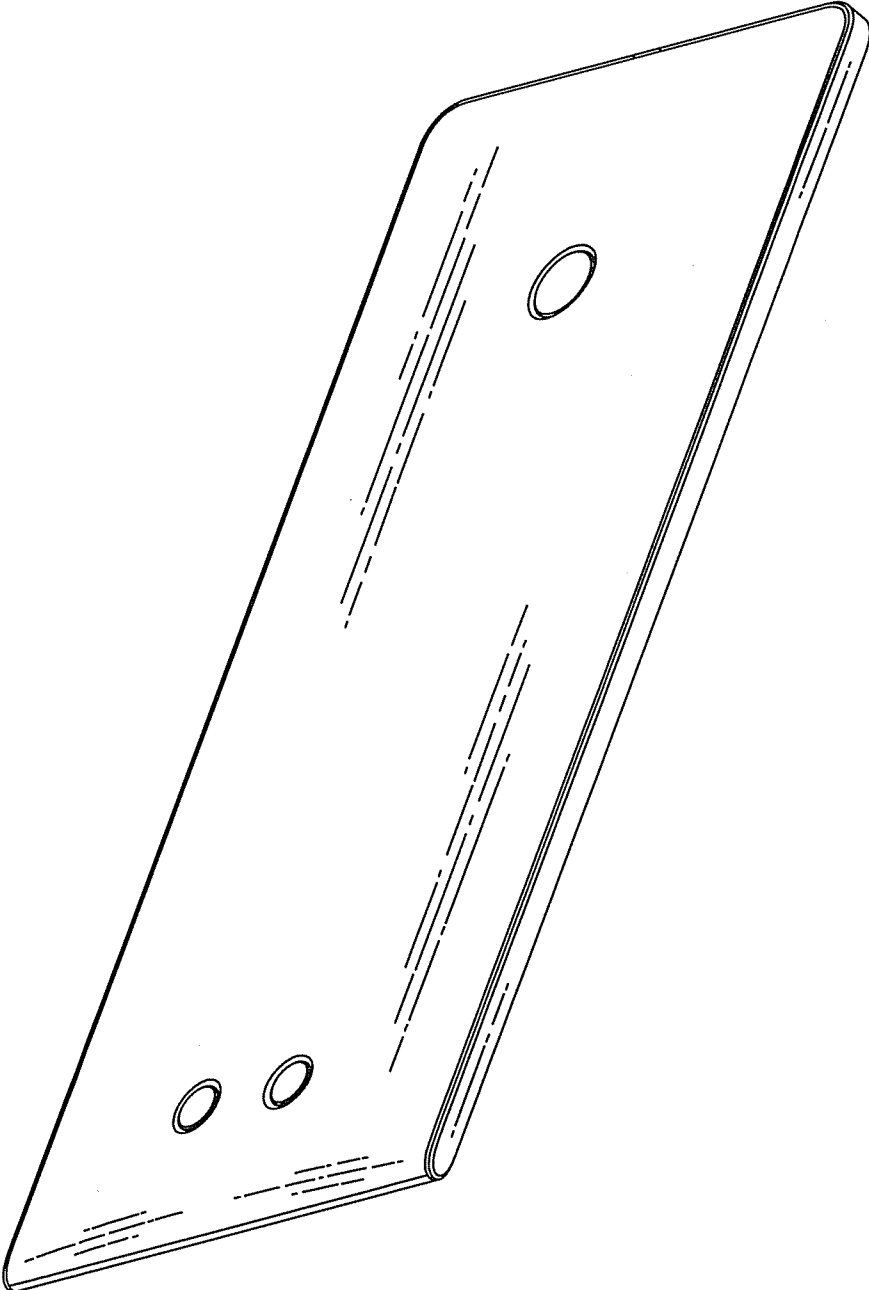


FIG.3

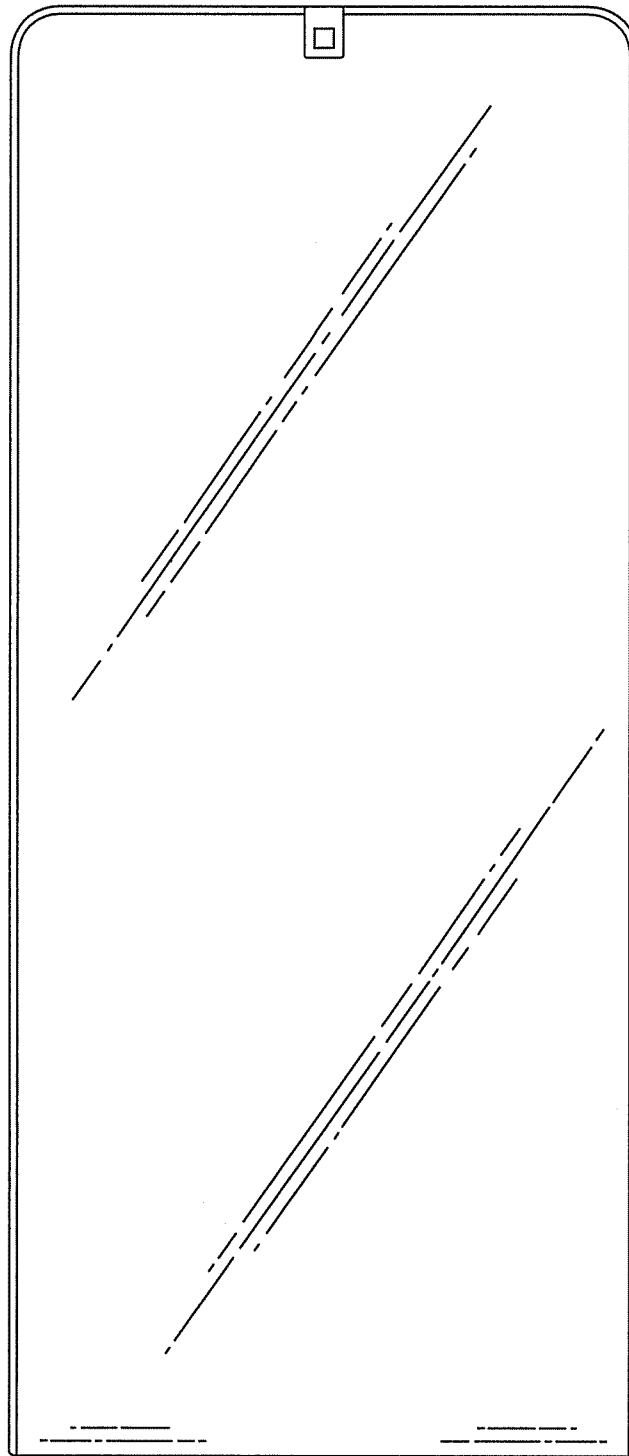


FIG.4




FIG.5



FIG.6



FIG.7



FIG.8

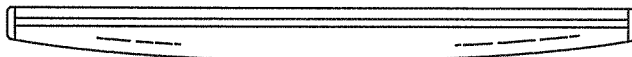


FIG.9

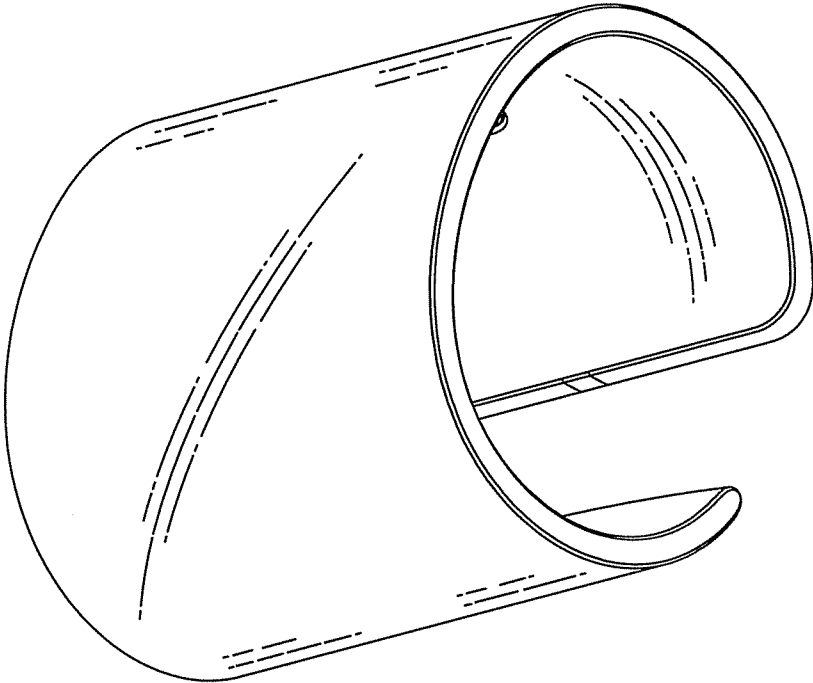


FIG.10

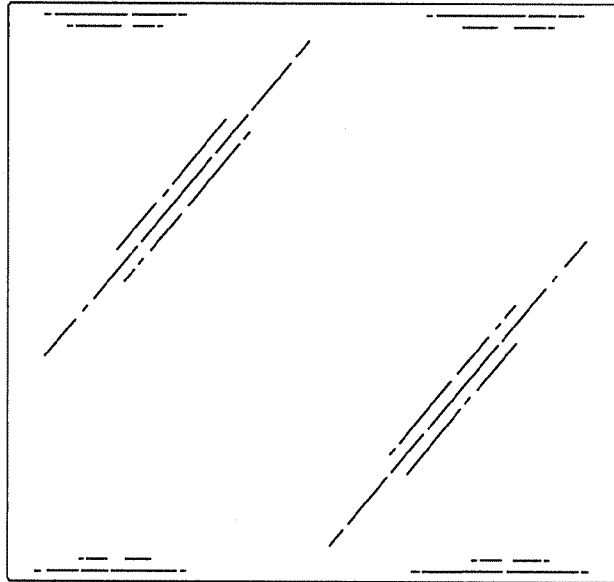


FIG.11

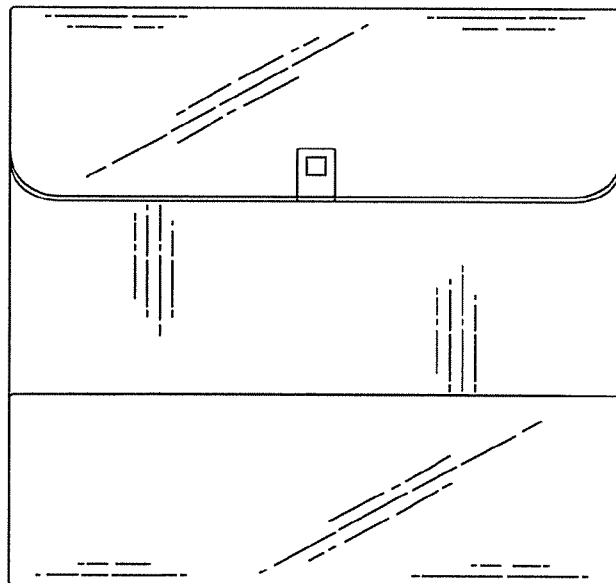


FIG.12

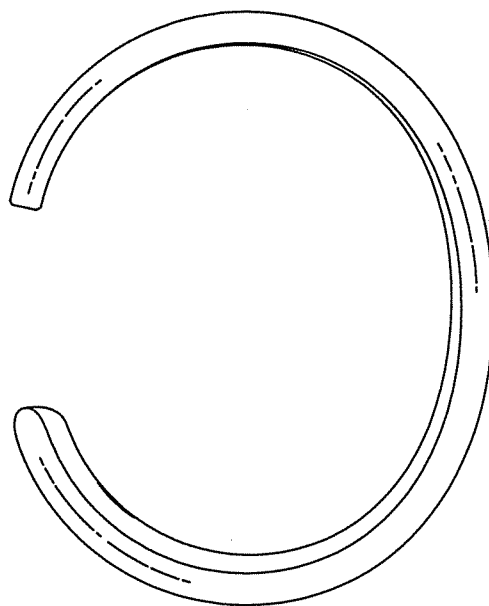


FIG.13

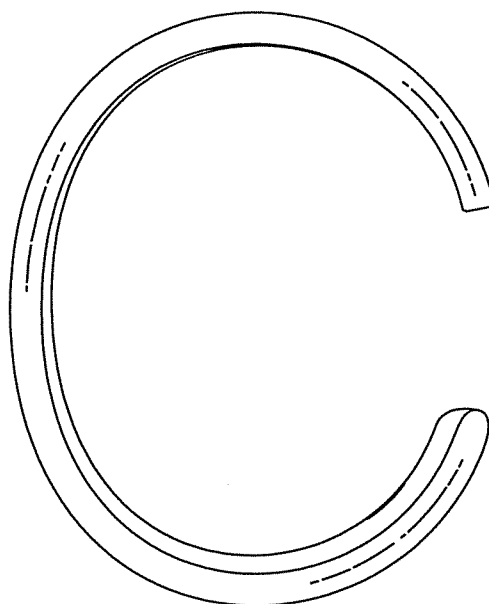


FIG.14

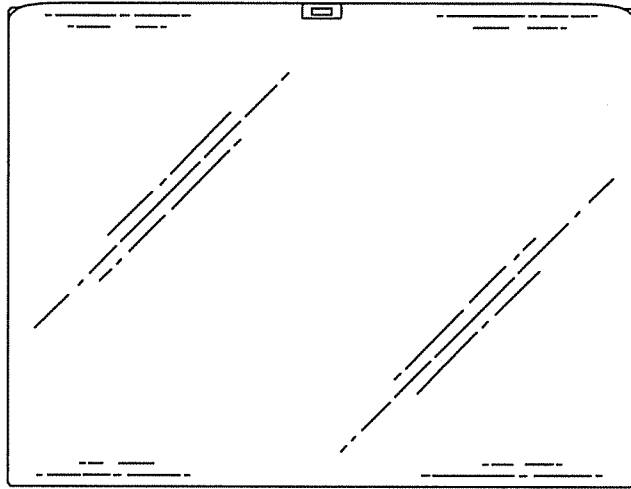


FIG.15

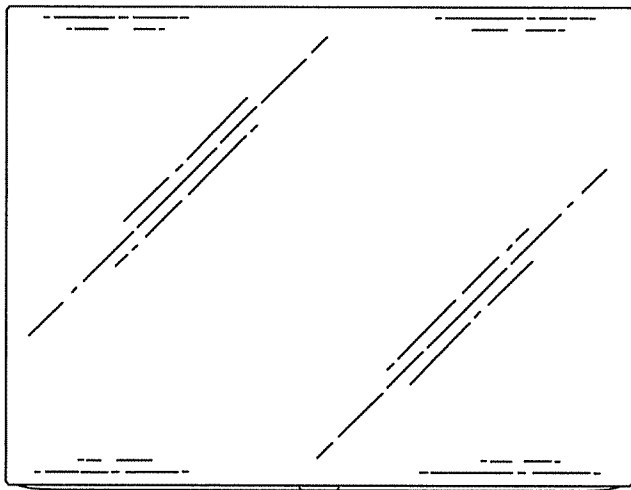


FIG.16

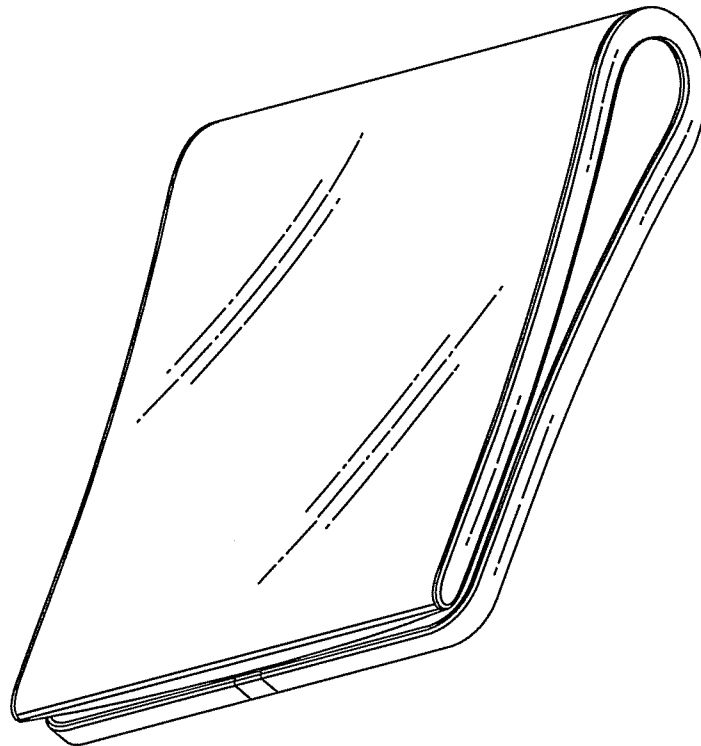


FIG.17

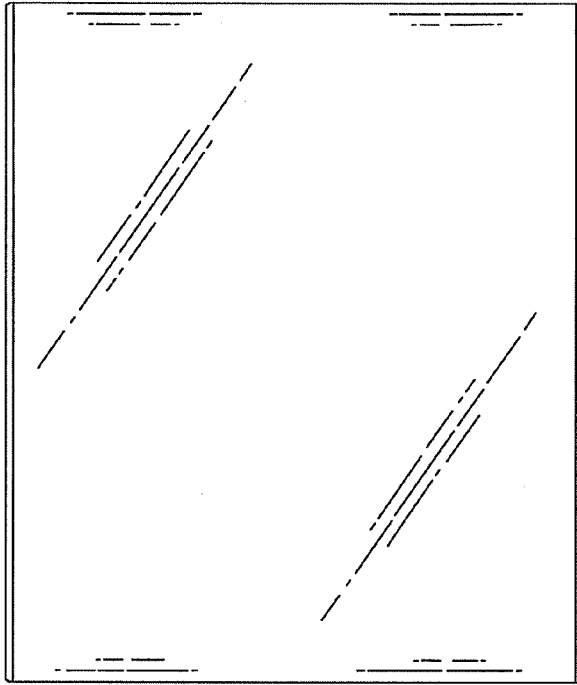


FIG.18




FIG.19

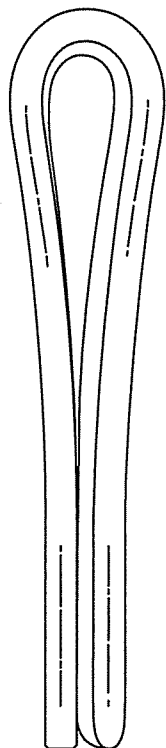


FIG.20

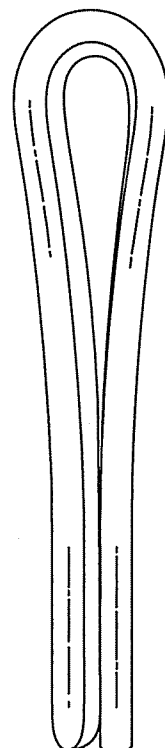


FIG.21

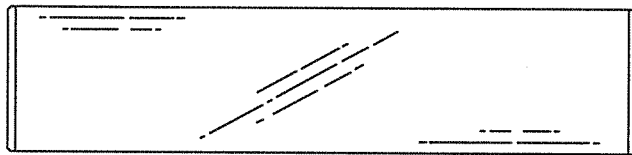


FIG.22

