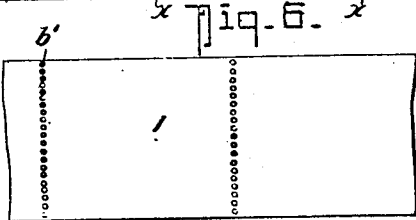
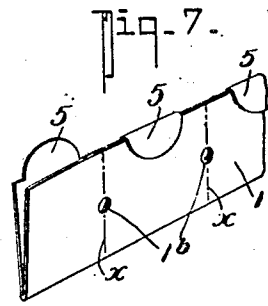
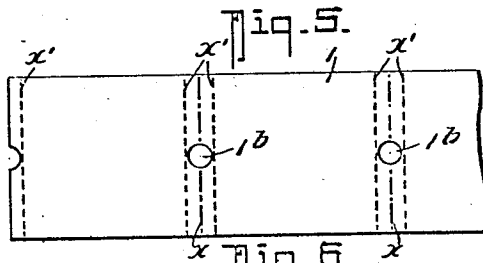
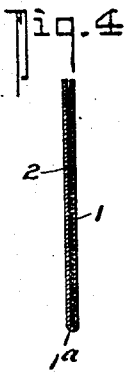
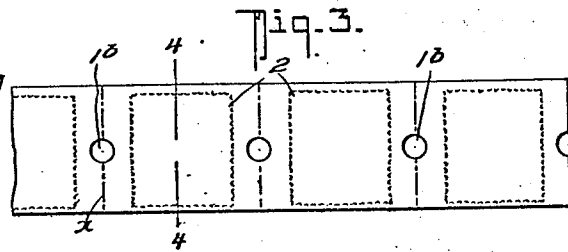
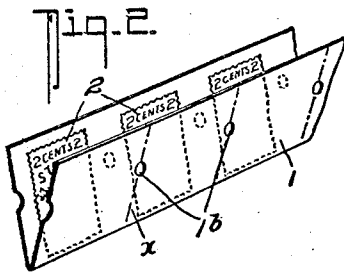
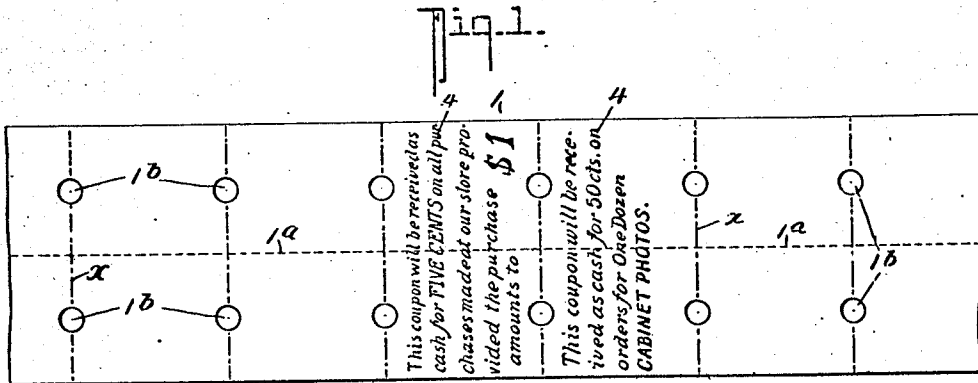


No. 895,527.

PATENTED AUG. 11, 1908.

J. R. WILLIAMS.
CONTINUOUS SALES STRIP.
APPLICATION FILED FEB. 12, 1907.



WITNESSES:
F. L. Gibson.
John T. Schrott.

INVENTOR
James R. Williams.
BY
Fred G. Dietrich & Co.
ATTORNEYS

UNITED STATES PATENT OFFICE.

JAMES REID WILLIAMS, OF FAYETTEVILLE, NORTH CAROLINA, ASSIGNOR, BY DIRECT AND MESNE ASSIGNMENTS, TO THE NATIONAL STAMP VENDING MACHINE COMPANY, OF FAYETTEVILLE, NORTH CAROLINA, A CORPORATION OF NORTH CAROLINA.

CONTINUOUS SALES-STRIP.

No. 895,527.

Specification of Letters Patent.

Patented Aug. 11, 1908.

Application filed February 13, 1907. Serial No. 357,032.

To all whom it may concern:

Be it known that I, JAMES REID WILLIAMS, residing at Fayetteville, in the county of Cumberland and State of North Carolina, have invented certain new and useful Improvements in Continuous Sales-Strips, of which the following is a specification.

My invention relates to certain new and useful improvements in sale strips, particularly adapted for use in connection with vending machines and the like, and in its generic nature, my invention comprises a continuous ribbon or strip having provisions in virtue of which the articles to be sold may be retained by the strip and spaced at suitable intervals apart, if necessary, to permit the strip to be cut in sections by the machine and the sections fed out to the buyer, each section containing the requisite quantity of articles to be sold.

In its more detail nature, my invention comprises a continuous strip of the character stated having pockets for retaining the article to be sold and means for cooperating with the vending machine whereby the strip may be fed through the vending machine, as may be desired.

My invention is particularly adapted for use in connection with the vending machine disclosed in the co-pending application of William C. Briggs, filed on February 6, 1907, 356,107, and in which the present applicant holds an interest by assignment.

In its more subordinate nature my invention comprises certain novel construction, arrangement and design of continuous sale strip, such as will be first described in detail, and then be specifically pointed out in the appended claims, reference being had to the accompanying drawings, in which:—

Figure 1, is a diagrammatic view of the preferred form of sale strip prior to being folded to receive the articles. Fig. 2, is a diagrammatic view in perspective showing the strip folded and the articles to be sold (stamps or tickets) placed in the strip. Fig. 3, is a plan view showing the strip after being folded and the articles being shown in the strip in dotted lines and the strip being perforated to permit its being fed through the vending machine. Fig. 4, is a cross section on the line 4—4 of Fig. 3. Fig. 5, is a diagrammatic view of a further modification of my invention. Fig. 6, is a diagrammatic

view of another form of my invention. Fig. 7, is a detail, diagrammatic perspective view showing a further modification of my invention.

Referring now to the accompanying drawings in which like letters and numerals of reference indicate like parts in all of the figures, and referring particularly to the figures illustrating the preferred form of my invention, it will be noticed that I provide a continuous strip of paper, or other suitable material of any desired length, which strip is adapted to be folded lengthwise along its central line into the position shown in Fig. 2, and the articles to be vended say, postage stamps or tickets are placed in the pocket which is formed at suitably spaced intervals apart, the entire strip may be then rolled up on a bobbin (not shown) and fed to the vending machine, (also not shown).

In order to adapt the strip to the proper feeding in the vending machine of the type I have hereinbefore mentioned, the strip is perforated as at 1^a at suitable intervals between each of the articles to be vended, thus forming pockets, as it were, between adjacent perforations 1^b within which the vendible articles are held. As the strip is fed through the vending machine it is cut off in lengths along a line *x*, see dot and dash lines in Fig. 1, to deliver each section or "pocket" to the purchaser.

In Fig. 5, I have shown a slightly modified form of my invention in which the strip instead of being folded longitudinally, is provided with slits 1^a to form a strap 1^b, as shown, and this form is particularly adapted for selling two or more postage stamps which may be folded over along their line of perforation and one of which may be inserted under the strap 1^a and thus held in position. A second strap 1^c may be formed under which the free ends of the stamps may be tucked, the perforations 1^b may also be provided in this form of my invention at suitable intervals, as shown.

In Fig. 5, I have shown a still further modified form of my invention which is similar to the form shown in Fig. 1, except that I glue or otherwise paste the folded strip together along the cutting lines, as indicated, by double dot and dash lines *x'*, in Fig. 5.

In Fig. 6, I have shown how the strip may be provided with a series of perforations *b'* in

lieu of the single perforation 1^b of the preceding forms of my invention.

While I have shown several forms of my invention, yet I desire it understood, that I am not limited to the specific structure thereof, the essential feature of my invention being the provision of a continuous sale strip having means for retaining the article to be vend-
 5 at suitably spaced intervals and capable of being cut off and delivered in sections.

In practice each section of the strip may be provided with suitable advertising matter 4, as indicated in Fig. 1, if desired.

Fig. 7, shows another modification in which the strip is provided with foldable
 15 flaps 5.

From the foregoing description taken in connection with the accompanying drawings it is thought the complete construction and
 20 advantages of my invention will be readily understood and its use and operation will be readily apparent to those skilled in the art to which the invention appertains.

What I claim is;—

25 1. As a new article of manufacture, a continuous sales strip foldable over upon itself longitudinally, said strip having a series of spaced perforations on each of the folded sections, those of one section registering with
 30 those of the other when folded, said perfora-

tions dividing said strip into a series of article receiving pockets, one of the strip sections having flaps foldable over the other section.

2. As a new article of manufacture, a continuous sales strip foldable longitudinally
 35 upon itself to form strip sections, a series of spaced perforations in each strip section, said strip adapted to be separated transversely at each set of perforations to form coupons,
 40 said strip when folded over longitudinally serving as an article carrier to receive vendible articles at the coupon portions thereof.

3. As a new article of manufacture, a continuous sales strip folded longitudinally upon
 45 itself to form a series of article receiving pockets, said sales strip having separating portions between each pocket, said strip adapted to be separated at each of said separating
 50 portions to form separate article containers, said separate article containers having suitable printed matter to serve also as coupons,
 said strip having flaps on one side of the coupon to fold over the opposite side of the coupon sections, substantially as shown and described.

JAMES REID WILLIAMS.

Witnesses:

JAS. C. McDIARMID,
 C. C. BRYAN.