



US00D964894S

(12) **United States Design Patent** (10) **Patent No.:** **US D964,894 S**
Wallburg (45) **Date of Patent:** **** Sep. 27, 2022**

(54) **MOTOR VEHICLE**
(71) Applicant: **VOLKSWAGEN AKTIENGESELLSCHAFT,**
Wolfzburg (DE)
(72) Inventor: **Stefan Wallburg,** Wolfzburg (DE)
(73) Assignee: **VOLKSWAGEN AKTIENGESELLSCHAFT,**
Wolfzburg (DE)
(**) Term: **15 Years**

D691,068 S *	10/2013	Bischoff	D12/92
D699,157 S *	2/2014	Bischoff	D12/92
D701,145 S *	3/2014	Bischoff	D12/91
D712,788 S *	9/2014	Bischoff	D12/91
D714,689 S *	10/2014	Bischoff	D12/92
D740,178 S *	10/2015	Bischoff	D12/92
D748,534 S *	2/2016	Bischoff	D12/92
D761,697 S *	7/2016	Bischoff	D12/92
D791,020 S *	7/2017	Bischoff	D12/91
D804,363 S *	12/2017	Bischoff	D12/92
D814,355 S *	4/2018	Bischoff	D12/91
D826,094 S *	8/2018	Bischoff	D12/92
D860,868 S *	9/2019	Bischoff	D12/92
D875,608 S *	2/2020	Bischoff	D12/92

* cited by examiner

(21) Appl. No.: **29/768,111**
(22) Filed: **Jan. 27, 2021**

Primary Examiner — Melody N Brown
(74) *Attorney, Agent, or Firm* — Lucas & Mercanti, LLP;
Klaus P. Stoffel

(30) **Foreign Application Priority Data**

Sep. 18, 2020 (DE) 40 2020 100 879.6

(51) **LOC (13) Cl.** **12-08**
(52) **U.S. Cl.**
USPC **D12/92**

(58) **Field of Classification Search**
USPC D12/86, 90–92, 88; D21/424, 433, 434,
D21/533; 296/181.1–181.5, 183.1
CPC B62D 25/00; B62D 25/06; B62D 33/00;
B62D 35/00
See application file for complete search history.

(56) **References Cited**

U.S. PATENT DOCUMENTS

D620,840 S *	8/2010	Bischoff	D12/91
D626,885 S *	11/2010	Bischoff	D12/91
D637,943 S *	5/2011	Bischoff	D12/92
D671,034 S *	11/2012	Bischoff	D12/91
D671,035 S *	11/2012	Bischoff	D12/91
D683,656 S *	6/2013	Bischoff	D12/91
D690,231 S *	9/2013	Bischoff	D12/91
D691,067 S *	10/2013	Bischoff	D12/91

(57) **CLAIM**


The ornamental design for a motor vehicle, as shown and described.

DESCRIPTION

FIG. 1 is a front and right side perspective view of a motor vehicle showing my new design;
FIG. 2 is a front and left side perspective view thereof;
FIG. 3 is a rear and right side perspective view thereof;
FIG. 4 is a rear and left side perspective view thereof;
FIG. 5 is a front view thereof;
FIG. 6 is a rear view thereof;
FIG. 7 is a left side view thereof;
FIG. 8 is a right side view thereof; and,
FIG. 9 is a top view thereof.

The wheels shown on the vehicle throughout the drawing views in a de-emphasized and faded out half tone manner surrounded by broken lines defining the inward unclaimed boundaries are for environmental and illustrative purposes and form no part of the claimed design.

1 Claim, 5 Drawing Sheets






Fig. 1




Fig. 2




Fig. 3




Fig. 4




Fig. 5




Fig. 6




Fig. 7




Fig. 8

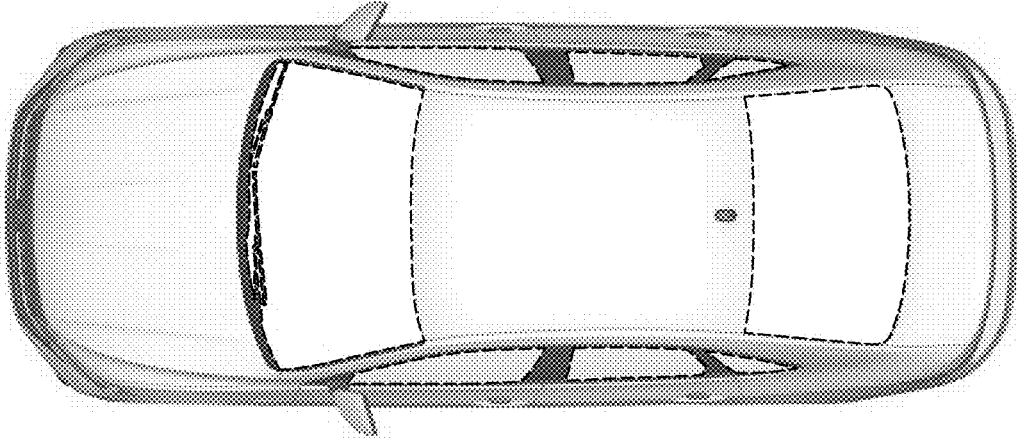


Fig. 9