



INTERNATIONAL APPLICATION PUBLISHED UNDER THE PATENT COOPERATION TREATY (PCT)

(51) International Patent Classification ⁶ : C07D 281/10, C07F 9/6536, C07D 417/04, 513/04, A61K 31/55, 31/675	A1	(11) International Publication Number: WO 96/16051 (43) International Publication Date: 30 May 1996 (30.05.96)
---	----	--

(21) International Application Number: PCT/GB95/02700

(22) International Filing Date: 16 November 1995 (16.11.95)

(30) Priority Data:
9423172.7 17 November 1994 (17.11.94) GB

(71) Applicant (for all designated States except US): THE WELL-COME FOUNDATION LIMITED [GB/GB]; Unicom House, 160 Euston Road, London NW1 2BP (GB).

(72) Inventors; and

(75) Inventors/Applicants (for US only): BRIEADDY, Lawrence, Edward [US/US]; 5924 Wintergreen Drive, Raleigh, NC 27609 (US). HANDLON, Anthony, Louis [US/US]; 84 Beverly Drive, Durham, NC 27707 (US). HODGSON, Gordon, Lewis, Jr. [US/US]; 20 Cobbleridge Court, Durham, NC 27713 (US).

(74) Agent: FILLER, Wendy, A.; The Wellcome Foundation Limited, Langley Court, Beckenham, Kent BR3 3BS (GB).

(81) Designated States: AL, AM, AT, AU, BB, BG, BR, BY, CA, CH, CN, CZ, DE, DK, EE, ES, FI, GB, GE, HU, IS, JP, KE, KG, KP, KR, KZ, LK, LR, LS, LT, LU, LV, MD, MG, MK, MN, MW, MX, NO, NZ, PL, PT, RO, RU, SD, SE, SG, SI, SK, TJ, TM, TT, UA, UG, US, UZ, VN, European patent (AT, BE, CH, DE, DK, ES, FR, GB, GR, IE, IT, LU, MC, NL, PT, SE), OAPI patent (BF, BJ, CF, CG, CI, CM, GA, GN, ML, MR, NE, SN, TD, TG), ARIPO patent (KE, LS, MW, SD, SZ, UG).

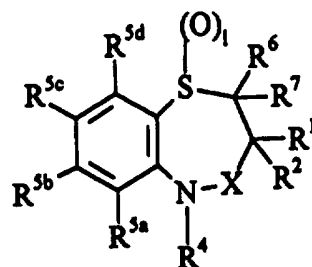
Published

With international search report.

(54) Title: HYPOLIPIDEMIC BENZOTHIAZEPINES

(57) Abstract

The invention is concerned with novel hypolipidemic compounds of formula (I), with processes and novel intermediates for their preparation, pharmaceutical compositions containing them and with their use in medicine, particularly in the prophylaxis and treatment of hyperlipidemic conditions, and associated diseases such as atherosclerosis.



(I)

FOR THE PURPOSES OF INFORMATION ONLY

Codes used to identify States party to the PCT on the front pages of pamphlets publishing international applications under the PCT.

AT	Austria	GB	United Kingdom	MR	Mauritania
AU	Australia	GE	Georgia	MW	Malawi
BB	Barbados	GN	Guinea	NE	Niger
BE	Belgium	GR	Greece	NL	Netherlands
BF	Burkina Faso	HU	Hungary	NO	Norway
BG	Bulgaria	IE	Ireland	NZ	New Zealand
BJ	Benin	IT	Italy	PL	Poland
BR	Brazil	JP	Japan	PT	Portugal
BY	Belarus	KE	Kenya	RO	Romania
CA	Canada	KG	Kyrgystan	RU	Russian Federation
CF	Central African Republic	KP	Democratic People's Republic of Korea	SD	Sudan
CG	Congo	KR	Republic of Korea	SE	Sweden
CH	Switzerland	KZ	Kazakhstan	SI	Slovenia
CI	Côte d'Ivoire	LI	Liechtenstein	SK	Slovakia
CM	Cameroon	LK	Sri Lanka	SN	Senegal
CN	China	LU	Luxembourg	TD	Chad
CS	Czechoslovakia	LV	Latvia	TG	Togo
CZ	Czech Republic	MC	Monaco	TJ	Tajikistan
DE	Germany	MD	Republic of Moldova	TT	Trinidad and Tobago
DK	Denmark	MG	Madagascar	UA	Ukraine
ES	Spain	ML	Mali	US	United States of America
FI	Finland	MN	Mongolia	UZ	Uzbekistan
FR	France			VN	Viet Nam
GA	Gabon				

HYPOLIPIDEMIC BENZOTHIAZEPINES

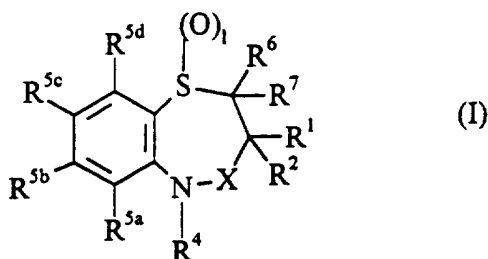
The present invention is concerned with new hypolipidemic compounds, with processes and novel intermediates for their preparation, with pharmaceutical compositions containing them and with their use in medicine, particularly in the prophylaxis and treatment of hyperlipidemic conditions and associated conditions such as atherosclerosis.

Hyperlipidemic conditions are often associated with elevated plasma concentrations of low density lipoprotein (LDL) cholesterol. Such concentrations can be reduced by decreasing the absorption of bile acids from the intestine. One method by which this may be achieved is to inhibit the bile acid active uptake system in the terminal ileum. Such inhibition stimulates the conversion of cholesterol to bile acid by the liver and the resulting increase in demand for cholesterol produces a corresponding increase in the rate of clearance of LDL cholesterol from the blood plasma or serum.

A novel class of heterocyclic compounds has been identified which reduce the plasma or serum concentrations of LDL cholesterol and in consequence are particularly useful as hypolipidemic agents. By decreasing the concentrations of cholesterol and cholesterol ester in the plasma, the compounds of the present invention retard the build-up of atherosclerotic lesions and reduce the incidence of coronary heart disease-related events. The latter are defined as cardiac events associated with increased concentrations of cholesterol and cholesterol ester in the plasma or serum.

International Patent Application No. PCT/GB/9300328 describes 1,4-benzothiazepine compounds which have hypolipidemic activity. A group of novel substituted 1,5-benzothiazepine compounds has now been discovered which also have hypolipidemic activity.

Accordingly, the present invention provides compounds of the formula (I)



wherein R^1 and R^2 are the same or different and each is optionally substituted C_{1-6} alkyl, C_{3-6} cycloalkyl, or R^1 and R^2 together with the carbon atom to which they are attached form an optionally substituted C_{3-6} spiro-cycloalkyl group;

R^4 is a C_{6-14} aryl, or a C_{3-13} heteroaryl group each optionally substituted with one to eight substituents which are the same or different and are each selected from halogen, hydroxy, nitro, phenyl- C_{1-6} alkoxy, C_{1-6} alkoxy, optionally substituted C_{1-6} alkyl, $S(O)_nR^8$, $SO_2NR^8R^9$, CO_2R^8 , $O(CH_2CH_2O)_nR^8$, OSO_2R^8 , $O(CH_2)_pSO_3R^8$, $O(CH_2)_pNR^9R^{10}$ and $O(CH_2)_pN^+R^9R^{10}R^{11}$ wherein R^8 to R^{11} are the same or different and are independently selected from hydrogen or optionally substituted C_{1-6} alkyl, and wherein p is an integer from 1-4 and n is an integer from 0-3;

R^{5a} , R^{5b} , R^{5c} , and R^{5d} each represent atoms or groups which are the same or different and each is hydrogen, halogen, cyano, R^8 -acetylide, OR^8 , optionally substituted C_{1-6} alkyl, COR^8 , $CH(OH)R^8$, $S(O)_nR^8$, $SO_2NR^8R^9$, $P(O)(OR^8)_2$, $OCOR^8$, OCF_3 , OCN , SCN , $NHCN$, CH_2OR^8 , CHO , $(CH_2)_pCN$, $CONR^9R^{10}$, $(CH_2)_pCO_2R^8$, $(CH_2)_pNR^9R^{10}$, CO_2R^8 , $NHCOCF_3$, $NHSO_2R^8$, OCH_2OR^8 , $OCH=CHR^8$, $O(CH_2CH_2O)_nR^8$, OSO_2R^8 , $O(CH_2)_pSO_3R^8$, $O(CH_2)_pNR^9R^{10}$ and $O(CH_2)_pN^+R^9R^{10}R^{11}$ wherein R^8 to R^{11} , n , and p are as hereinbefore defined; or R^{5a} and R^{5b} , R^{5b} and R^{5c} , or R^{5c} and R^{5d} together with the ring to which they are attached form a cyclic group $-O(CR^9R^{10})_mO-$ wherein R^9 and R^{10} are as hereinbefore defined and m is 1 or 2;

R^6 and R^7 are the same or different and each is hydrogen, optionally substituted C_{1-6} alkyl, C_{3-6} cycloalkyl, or R^6 and R^7 together with the carbon atom to which they are attached form an optionally substituted C_{3-6} spiro-cycloalkyl group;

X is CH_2 , $C=O$, $C=S$, or $C=NR^8$ wherein R^8 is as hereinbefore defined; and l is an integer from 0-2; and salts, solvates or a physiologically functional derivatives thereof.

Suitably R^1 is a C_{1-6} alkyl group. Preferably R^1 is methyl, ethyl or n-propyl and most preferably R^1 is ethyl.

Suitably R^2 is a C_{1-6} alkyl group. Preferably R^2 is methyl, ethyl, n-propyl, n-butyl or n-pentyl and most preferably R^2 is ethyl or n-butyl.

Suitably R^4 is a phenyl group optionally substituted with one to five, preferably one or two, substituents which are the same or different and are each selected from halogen, hydroxy, nitro, phenyl- C_{1-6} alkoxy, C_{1-6} alkoxy, optionally substituted C_{1-6} alkyl, $S(O)_nR^8$, CO_2R^8 , $O(CH_2CH_2O)_nR^8$, OSO_2R^8 , $O(CH_2)_pSO_3R^8$, $O(CH_2)_pNR^9R^{10}$ and $O(CH_2)_pN^+R^9R^{10}R^{11}$, preferably halogen, hydroxy, nitro, phenyl- C_{1-6} alkoxy, C_{1-6} alkoxy, or optionally substituted C_{1-6} alkyl. Preferably R^4 is phenyl optionally substituted at the 3- and/or 4-position by halogen, hydroxy, methyl, ethyl, methoxy, ethoxy, trifluoromethyl, hydroxy, carboxy or $O(CH_2)_3SO_3H$. Most preferably R^4 is unsubstituted phenyl or phenyl substituted at the 3- and/or 4-positions with halogen, hydroxy or C_{1-6} alkoxy, for example, methoxy or ethoxy.

Suitably R^{5a} , R^{5b} , R^{5c} , and R^{5d} are the same or different and are each hydrogen, C_{1-4} alkoxy, halogen, hydroxy or C_{1-4} alkyl optionally substituted by fluoro. Preferably R^{5a} , R^{5b} , R^{5c} , and R^{5d} are the same or different and are each hydrogen, methyl, methoxy, hydroxy, trifluoromethyl or halo. More preferably R^{5a} and R^{5d} are hydrogen and R^{5b} and R^{5c} are the same or different and are each hydrogen, C_{1-4} alkoxy, halogen hydroxy, or C_{1-4} alkyl optionally substituted by fluoro. Most preferably R^{5a} and R^{5d} are hydrogen and R^{5b} and R^{5c} are the same or different and are each hydrogen, methyl, methoxy, hydroxy, trifluoromethyl or halo.

Suitably R^6 and R^7 are the same or different and are each hydrogen or a C_{1-6} alkyl group, for example, methyl or ethyl. Most preferably, R^6 and R^7 are both hydrogen.

Suitably X is CH_2 or $C=O$.

Suitably R^9 to R^{11} are the same or different and are each hydrogen or methyl.

Suitably l is 0 or 2, and is preferably 2.

When one or more of R^1 , R^2 , R^4 to R^{11} is a substituted C_{1-6} alkyl group, or comprises a C_{1-6} alkyl group the substituents may be the same or different and each is selected from hydroxy, halogen, C_{1-6} alkyl, C_{1-6} alkoxy, COR^{12} , nitrile, CO_2R^{12} , SO_3R^{12} , $NR^{13}R^{14}$, $N^+R^{13}R^{14}R^{15}$ wherein R^{12} to R^{15} are the same or different and each is selected from hydrogen or C_{1-6} alkyl preferably methyl.

Further preferred compounds of formula (I) are:

(±)-3-n-Butyl-3-ethyl-2,3-dihydro-5-phenyl-1,5-benzothiazepin-4-one;

- (±)-3-n-Butyl-3-ethyl-2,3-dihydro-5-phenyl-1,5-benzothiazepin-4-one-1,1-dioxide;
(±)-3-n-Butyl-3-ethyl-2,3,4,5-tetrahydro-5-phenyl-1,5-benzothiazepine;
(±)-3-n-Butyl-3-ethyl-2,3,4,5-tetrahydro-5-phenyl-1,5-benzothiazepine-1,1-dioxide;
(±)-3-n-Butyl-2-isobutyl-3-ethyl-2,3,4,5-tetrahydro-5-phenyl-1,5-benzothiazepine-1,1-dioxide;
3,3-Diethyl-2,3-dihydro-5-phenyl-1,5-benzothiazepin-4-one;
3,3-Diethyl-2,3-dihydro-5-phenyl-1,5-benzothiazepin-4-one 1,1-dioxide;
3,3-Diethyl-2,3,4,5-tetrahydro-5-phenyl-1,5-benzothiazepine;
3,3-Diethyl-2,3,4,5-tetrahydro-5-phenyl-1,5-benzothiazepine-1,1-dioxide;
3,3-Dimethyl-2,3-dihydro-5-phenyl-1,5-benzothiazepin-4-one;
3,3-Dimethyl-2,3-dihydro-5-phenyl-1,5-benzothiazepin-4-one-1,1-dioxide;
3,3-Dimethyl-2,3,4,5-tetrahydro-5-phenyl-1,5-benzothiazepine;
3,3-Dimethyl-2,3,4,5-tetrahydro-5-phenyl-1,5-benzothiazepine-1,1-dioxide;
(±)-3-n-Butyl-3-ethyl-2,3,4,5-tetrahydro-7,8-dimethoxy-5-phenyl-1,5-benzothiazepine-1,1-dioxide;
3,3-Diethyl-2,3,4,5-tetrahydro-7,8-dimethoxy-5-phenyl-1,5-benzothiazepine-1,1-dioxide;
(±)-3-n-Butyl-3-ethyl-2,3,4,5-tetrahydro-8-methoxy-5-phenyl-1,5-benzothiazepine-1,1-dioxide;
3,3-Diethyl-2,3,4,5-tetrahydro-8-methoxy-5-phenyl-1,5-benzothiazepine-1,1-dioxide;
(±)-3-n-Butyl-3-ethyl-2,3,4,5-tetrahydro-5-phenyl-1,5-benzothiazepin-8-ol-1,1-dioxide;
3,3-Diethyl-2,3,4,5-tetrahydro-5-phenyl-1,5-benzothiazepin-8-ol-1,1-dioxide;
(±)-3-n-Butyl-3-ethyl-2,3,4,5-tetrahydro-7-methoxy-5-phenyl-1,5-benzothiazepin-8-ol-1,1-dioxide;
3,3-Diethyl-2,3,4,5-tetrahydro-7-methoxy-5-phenyl-1,5-benzothiazepin-8-ol-1,1-dioxide;
(±)-7-bromo-3-n-Butyl-3-ethyl-2,3,4,5-tetrahydro-8-methoxy-5-phenyl-1,5-benzothiazepine-1,1-dioxide;
7-bromo-3,3-Diethyl-2,3,4,5-tetrahydro-8-methoxy-5-phenyl-1,5-benzothiazepine-1,1-dioxide;
(±)-3-n-Butyl-3-ethyl-2,3,4,5-tetrahydro-5-phenyl-1,5-benzothiazepin-7,8-diol-1,1-dioxide;
3,3-Diethyl-2,3,4,5-tetrahydro-5-phenyl-1,5-benzothiazepin-7,8-diol-1,1-dioxide;
(±)-3-n-Butyl-3-ethyl-2,3,4,5-tetrahydro-8-methoxy-5-phenyl-1,5-benzothiazepine-1-monoxide;
3,3-Diethyl-2,3,4,5-tetrahydro-8-methoxy-5-phenyl-1,5-benzothiazepine-1-monoxide;
(±)-3-n-Butyl-3-ethyl-2,3,4,5-tetrahydro-5-phenyl-1,5-benzothiazepin-8-ol-1-monoxide;
3,3-Diethyl-2,3,4,5-tetrahydro-5-phenyl-1,5-benzothiazepin-8-ol-1-monoxide;
(±)-3-n-Butyl-3-ethyl-2,3-dihydro-8-methoxy-5-phenyl-1,5-benzothiazepin-4-one;
(±)-3-n-Butyl-3-ethyl-2,3,4,5-tetrahydro-8-methoxy-5-phenyl-1,5-benzothiazepine;

- (±)-3-n-Butyl-3-ethyl-2,3,4,5-tetrahydro-8-methoxy-5-phenyl-1,5-benzothiazepine-1,1-dioxide;
- (±)-3-n-Butyl-3-ethyl-2,3,4,5-tetrahydro-8-hydroxy-5-phenyl-1,5-benzothiazepine-1,1-dioxide;
- (±)-7-Bromo-3-n-butyl-3-ethyl-2,3-dihydro-8-methoxy-5-phenyl-1,5-benzothiazepin-4-one;
- (±)-7-Bromo-3-n-butyl-3-ethyl-2,3,4,5-tetrahydro-8-methoxy-5-phenyl-1,5-benzothiazepine 1,1-dioxide;
- (±)-7-Bromo-3-n-butyl-3-ethyl-2,3,4,5-tetrahydro-5-phenyl-1,5-benzothiazepin-8-ol 1,1-dioxide;
- (±)-3-n-butyl-3-ethyl-2,3,4,5-tetrahydro-7-methoxy-5-phenyl-1,5-benzothiazepin-8-ol 1,1-dioxide;
- (±)-3-n-butyl-3-ethyl-2,3,4,5-tetrahydro-7,8-dimethoxy-5-phenyl-1,5-benzothiazepine 1,1-dioxide;
- (±)-3-n-butyl-3-ethyl-2,3,4,5-tetrahydro-5-phenyl-1,5-benzothiazepine-7,8-diol 1,1-dioxide;
- (±)-7-Bromo-3-n-butyl-3-ethyl-2,3-dihydro-5-phenyl-1,5-benzothiazepin-4-one;
- (±)-3-n-butyl-3-ethyl-2,3,4,5-tetrahydro-7-methoxy-5-phenyl-1,5-benzothiazepine 1,1-dioxide; and
- (±)-3-n-butyl-3-ethyl-2,3,4,5-tetrahydro-5-phenyl-1,5-benzothiazepin-7-ol 1,1-dioxide.

Particularly preferred compounds include:

- (±)-3-n-butyl-3-ethyl-2,3,4,5-tetrahydro-7-methoxy-5-phenyl-1,5-benzothiazepin-8-ol 1,1-dioxide; and
- (±)-3-n-Butyl-3-ethyl-2,3,4,5-tetrahydro-8-hydroxy-5-phenyl-1,5-benzothiazepine-1,1-dioxide.

Pharmaceutically acceptable salts are particularly suitable for medical applications because of their greater aqueous solubility relative to the parent, i.e., basic, compounds. Such salts must clearly have a pharmaceutically acceptable anion or cation. Suitable pharmaceutically acceptable acid addition salts of the compounds of the present invention include those derived from inorganic acids, such as hydrochloric, hydrobromic, phosphoric, metaphosphoric, nitric, sulphonic and sulphuric acids, and organic acids, such as acetic, benzenesulphonic, benzoic, citric, ethanesulphonic, fumaric, gluconic, glycollic, isothionic, lactic, lactobionic, maleic, malic, methanesulphonic, succinic, p-toluenesulphonic, tartaric and trifluoroacetic acids. The chloride salt is particularly preferred for medical purposes. Suitable pharmaceutically acceptable base salts include ammonium salts, alkali metal salts, such as sodium and potassium salts, and alkaline earth salts, such as magnesium and calcium salts.

Salts having a non-pharmaceutically acceptable anion are within the scope of the invention as useful intermediates for the preparation or purification of pharmaceutically acceptable salts and/or for use in non-therapeutic, for example, *in vitro*, applications.

Any references to "compound(s) of formula (I)", "compounds of the present invention", "compounds according to the invention" etc., refer to compound(s) of formula (I) as described above together with their salts, solvates and physiologically functional derivatives as defined herein.

The term "physiologically functional derivative" as used herein refers to any physiologically acceptable derivative of a compound of the present invention, for example, an ester, which upon administration to a mammal, such as a human, is capable of providing (directly or indirectly) such a compound or an active metabolite thereof.

A further aspect of the present invention is prodrugs of the compounds of the invention. Such prodrugs can be metabolised *in vivo* to give a compound according to the invention. These prodrugs may or may not be active in their own right.

The compounds of the present invention can also exist in different polymorphic forms, for example, amorphous and crystalline polymorphic forms. All polymorphic forms of the compounds of the present invention are within the scope of the invention and are a further aspect thereof.

The term "alkyl" as used herein refers, unless otherwise stated, to a monovalent straight or branched chain radical. Likewise, the terms "cycloalkyl" and "spiro-cycloalkyl" refer, unless otherwise stated, to a divalent cyclic or spiro-cyclic radical respectively. The term "alkoxy" refers to a monovalent straight or branched chain radical attached to the parent molecular moiety through an oxygen atom. The term "aryl" refers to a monovalent mono-, bi- or tri-cyclic aromatic ring. The term "heteroaryl" refers to a monovalent mono-, bi- or tri-cyclic aromatic ring comprising one or more heteroatoms (e.g., nitrogen, oxygen, sulfur). The term "phenylalkoxy" refers to a monovalent phenyl group attached to a divalent C₁₋₆ alkylene group which is itself attached to the parent molecular moiety through an oxygen atom. The term "halo" refers to fluoro, chloro, bromo, or iodo.

The compounds of formula (I) exist in forms wherein the carbon centres -C(R¹)(R²)- and -C(R⁶)(R⁷)- can be chiral. The present invention includes within its scope each possible

optical isomer substantially free, i.e. as associated with less than 5%, of any other optical isomer(s), and mixtures of one or more optical isomers in any proportions, including racemic mixtures.

In those cases where the absolute stereochemistry at $-C(R^1)(R^2)-$ and $-C(R^6)(R^7)-$ has not been determined, the compounds of the invention are defined in terms of the relative positions of the R^1/R^2 and R^6/R^7 substituents. Thus, those compounds wherein the bulkier of the substituents, i.e. the substituent of higher mass are both located on the same side of the thiazepine ring are referred to herein as "cis", and those compounds in which the bulkier of the substituents are located on opposite sides of the ring are referred to as "trans." It will be evident to a skilled person that both "cis" and "trans" compounds of the invention can each exist in two enantiomeric forms which are individually designated "(+)-" or "(-)-" according to the direction of rotation of a plane of polarised light when passed through a sample of the compound. Cis or trans compounds of the invention in which the individual enantiomers have not been resolved are referred to herein using the prefix "(+)-".

According to further aspects of the invention, there are also provided:

- (a) the compounds of formula (I) and pharmaceutically acceptable salts, solvates and physiologically functional derivatives thereof for use as therapeutic agents, particularly in the prophylaxis and treatment of clinical conditions for which a bile acid uptake inhibitor is indicated, for example, a hyperlipidemic condition, and associated diseases such as atherosclerosis;
- (b) pharmaceutical compositions comprising a compound of formula (I) or one of its pharmaceutically acceptable salts, solvates, or physiologically functional derivatives, at least one pharmaceutically acceptable carrier and, optionally, one or more other physiologically active agents;
- (c) the use of a compound of formula (I) or of a pharmaceutically acceptable salt, solvate, or physiologically functional derivative thereof in the manufacture of a medicament for the prophylaxis or treatment of a clinical condition for which a bile acid uptake inhibitor is indicated, for example, a hyperlipidemic condition, and associated diseases such as atherosclerosis;
- (d) a method of inhibiting the absorption of bile acids from the intestine of a mammal, such as a human, which comprises administering an effective bile acid absorption

inhibiting amount of a compound of formula (I) or of a pharmaceutically acceptable salt, solvate, or physiologically functional derivative thereof to the mammal;

- (e) a method of reducing the blood plasma or serum concentrations of LDL cholesterol in a mammal, such as a human, which comprises administering an effective cholesterol reducing amount of a compound of formula (I) or of a pharmaceutically acceptable salt, solvate, or physiologically functional derivative thereof to the mammal;
- (f) a method of reducing the concentrations of cholesterol and cholesterol ester in the blood plasma or serum of a mammal, such as a human, which comprises administering an effective cholesterol and cholesterol ester reducing amount of a compound of formula (I) or of a pharmaceutically acceptable salt, solvate, or physiologically functional derivative thereof to the mammal;
- (g) a method of increasing the fecal excretion of bile acids in a mammal, such as a human, which comprises administering an effective bile acid fecal excretion increasing amount of a compound of formula (I) or of a pharmaceutically acceptable salt, solvate, or physiologically functional derivative thereof to the mammal;
- (h) a method for the prophylaxis or treatment of a clinical condition in a mammal, such as a human, for which a bile acid uptake inhibitor is indicated, for example, a hyperlipidemic condition, and associated diseases such as atherosclerosis, which comprises administering a therapeutically effective amount of a compound of the formula (I) or of a pharmaceutically acceptable salt, solvate, or physiologically functional derivative thereof to the mammal;
- (i) a method of reducing the incidence of coronary heart disease-related events in a mammal, such as a human, which comprises administering an effective coronary heart disease-related events reducing amount of a compound of formula (I) or of a pharmaceutically acceptable salt, solvate, or physiologically functional derivative thereof;
- (j) a method of reducing the concentration of cholesterol in the blood plasma or serum of a mammal, such as a human, which comprises administering an effective cholesterol reducing amount of a compound of formula (I);

- (k) processes for the preparation of compounds of formula (I) (including salts, solvates and physiologically functional derivatives thereof as defined herein);
- (l) novel chemical intermediates in the preparation of compounds of formula (I); and
- (m) the compounds of synthetic Examples 1-27 as hereinafter disclosed.

The amount of a compound of formula (I) which is required to achieve the desired biological effect will, of course, depend on a number of factors, for example, the specific compound chosen, the use for which it is intended, the mode of administration and the clinical condition of the recipient. In general, a daily dose is in the range of from 0.001mg to 100mg (typically from 0.01mg to 50mg) per day per kilogram bodyweight, for example, 0.01-10mg/kg/day. Thus, orally administrable unit dose formulations, such as tablets or capsules, may contain, for example, from 0.1 to 100mg, typically from 0.1 to 10mg, preferably 0.1 to 5mg. In the case of pharmaceutically acceptable salts, the weights indicated above refer to the weight of the benzothiazepine ion derived from the salt.

For the prophylaxis or treatment of the conditions referred to above, the compounds of formula (I) can be used as the compound *per se*, but are preferably presented with an acceptable carrier in the form of a pharmaceutical composition. The carrier must, of course, be acceptable in the sense of being compatible with the other ingredients of the composition and must not be deleterious to the recipient. The carrier can be a solid or a liquid, or both, and is preferably formulated with the compound as a unit-dose composition, for example, a tablet, which can contain from 0.05% to 95% by weight of the active compound. Other pharmacologically active substances can also be present including other compounds of formula (I). The pharmaceutical compositions of the invention can be prepared by any of the well known techniques of pharmacy consisting essentially of admixing the components.

Pharmaceutical compositions according to the present invention include those suitable for oral, rectal, topical, buccal (e.g. sub-lingual) and parenteral (e.g. subcutaneous, intramuscular, intradermal, or intravenous) administration, although the most suitable route in any given case will depend on the nature and severity of the condition being treated and on the nature of the particular compound of formula (I) which is being used. Enteric-coated and enteric-coated controlled release formulations are also within the scope of the invention. Suitable enteric coatings include cellulose acetate phthalate, polyvinylacetate phthalate, hydroxypropylmethylcellulose phthalate and anionic polymers of methacrylic acid

and methacrylic acid methyl ester. Suitable enteric coated and enteric coated controlled release formulations include tablets and capsules.

Pharmaceutical compositions suitable for oral administration can be presented in discrete units, such as capsules, cachets, lozenges, or tablets, each containing a predetermined amount of a compound of formula (I); as a powder or granules; as a solution or a suspension in an aqueous or non-aqueous liquid; or as an oil-in-water or water-in-oil emulsion. As indicated, such compositions can be prepared by any suitable method of pharmacy which includes the step of bringing into association the active compound and the carrier (which can constitute one or more accessory ingredients). In general, the compositions are prepared by uniformly and intimately admixing the active compound with a liquid or finely divided solid carrier, or both, and then, if necessary, shaping the product. For example, a tablet can be prepared by compressing or moulding a powder or granules of the compound, optionally with one or more accessory ingredients. Compressed tablets can be prepared by compressing, in a suitable machine, the compound in a free-flowing form, such as a powder or granules optionally mixed with a binder, lubricant, inert diluent and/or surface active/dispersing agent(s). Moulded tablets can be made by moulding, in a suitable machine, the powdered compound moistened with an inert liquid diluent. Controlled release tablets can be prepared in similar manner and with the addition of, for example, hydroxypropylmethyl cellulose.

Enteric-coated tablets can be prepared by coating the tablets with an enteric polymer such as cellulose acetate phthalate, polyvinylacetate phthalate, hydroxypropylmethyl-cellulose phthalate, or anionic polymers of methacrylic acid and methacrylic acid methyl ester (Eudragit L). Except for Eudragit L, these polymers should also include 10% (by weight of the quantity of polymer used) of a plasticizer to prevent membrane cracking during application or on storage. Suitable plasticizers include diethyl phthalate, tributyl citrate and triacetin.

Enteric-coated controlled release tablets can be prepared by coating controlled release tablets with an enteric polymer such as cellulose acetate phthalate, polyvinylacetate phthalate, hydroxypropylmethyl-cellulose phthalate, or anionic polymers of methacrylic acid and methacrylic acid methyl ester (Eudragit L). Except for Eudragit L, these polymers should also include 10% (by weight of the quantity of polymer used) of a plasticizer to prevent membrane cracking during application or on storage. Suitable plasticizers include diethyl phthalate, tributyl citrate and triacetin.

Capsules can be prepared by admixing a compound of formula (I) with, for example, magnesium stearate, pregelatinised starch, sodium starch glycollate, and/or magnesium stearate and filling two-part hard gelatin capsules with the resulting mixture.

Controlled release capsule compositions can be prepared by admixing a compound of formula (I) with, for example, microcrystalline cellulose and/or lactose, extruding using an extruder, then spheronising and drying the extrudate. The dried pellets are coated with a release controlling membrane, for example ethyl cellulose, and filled into two-part, hard gelatin capsules.

Enteric capsule compositions can be prepared by admixing a compound of formula (I) with, for example, microcrystalline cellulose and/or lactose, extruding using an extruder, then spheronising and drying the extrudate. The dried pellets are coated with an enteric membrane, for example cellulose acetate phthalate containing a plasticizer, for example diethyl phthalate and filled into two-part, hard gelatin capsules.

Pharmaceutical compositions suitable for buccal (sub-lingual) administration include lozenges comprising a compound of formula (I) in a flavored base, usually sucrose and acacia or tragacanth, and pastilles comprising the compound in an inert base such as gelatin and glycerin or sucrose and acacia.

Pharmaceutical compositions suitable for parenteral administration conveniently comprise sterile aqueous preparations of a compound of formula (I), preferably isotonic with the blood of the intended recipient. These preparations are preferably administered intravenously, although administration can also be effected by means of subcutaneous, intramuscular, or intradermal injection. Such preparations can conveniently be prepared by admixing the compound with water and rendering the resulting solution sterile and isotonic with the blood. Injectable compositions according to the invention will generally contain from 0.1 to 5% w/w of the active compound.

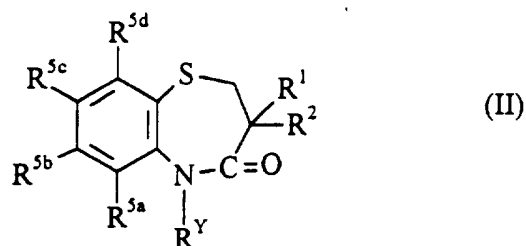
Pharmaceutical compositions suitable for rectal administration are preferably presented as unit-dose suppositories. These can be prepared by admixing a compound of formula (I) with one or more conventional solid carriers, for example, cocoa butter, and then shaping the resulting mixture.

Transdermal administration is also possible. Pharmaceutical compositions suitable for transdermal administration can be presented as discrete patches adapted to remain in

intimate contact with the epidermis of the recipient for a prolonged period of time. Such patches suitably contain the active compound in an optionally buffered, aqueous solution, dissolved and/or dispersed in an adhesive, or dispersed in a polymer. A suitable concentration of the active compound is about 1% to 35%, preferably about 3% to 15%. As one particular possibility, the active compound can be delivered from the patch by electrotransport or iontophoresis, for example, as described in Pharmaceutical Research, 3(6), 318 (1986).

The compounds of formulas (I) can be prepared by conventional methods known to a skilled person or in an analogous manner to processes described in the art.

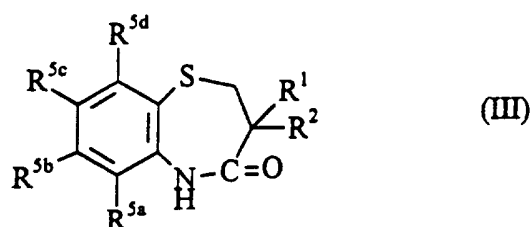
For example, compounds of formula (I) wherein l is 0, R^6 and R^7 are hydrogen and X is CH_2 can be prepared by reducing the carbonyl group of a compound formula (II)



wherein R^1 , R^2 , R^4 and $R^{5a,b,c,d}$ are as hereinbefore defined using, for example, a reducing agent such as aluminum hydride (AlH_3), di-isobutylaluminum hydride (DIBAL) or borane (BH_3) in a suitable organic solvent, such as THF.

Compounds of formula II as hereinbefore defined are novel and constitute a further aspect of the present invention.

Compounds of formula (II) can be prepared by a reaction of compounds of formula III

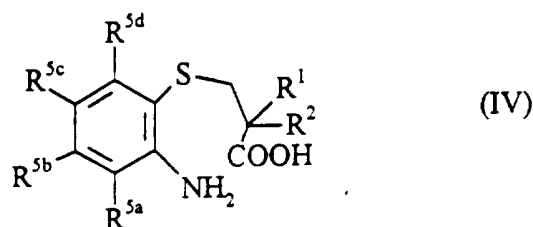


wherein R^1 , R^2 and $R^{5a,b,c,d}$ are as hereinbefore defined, with the appropriate R^4-Z in the presence of a base, for example potassium carbonate (K_2CO_3) and optionally in the

presence of a catalyst, for example, copper iodide(CuI) wherein R^4 is as hereinbefore defined and Z is a suitable leaving group, for example halo. The compounds R^4 -Z are commercially available or can be prepared by methods well known or readily available to those skilled in the art.

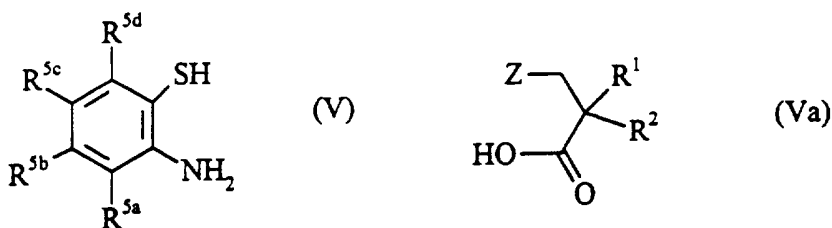
Compounds of formula III as hereinbefore defined are novel and constitute a further aspect of the present invention.

Compounds of formula (III) can be prepared by cyclising compounds of formula (IV)



wherein R^1 , R^2 and $R^{5a,b,c,d}$ are as hereinbefore defined, by reaction with an acid, for example an organic acid such as tosic acid, preferably at an elevated temperature, for example 255° C.

Compounds of formula (IV) can be prepared by reacting compounds of formula (V) with compounds of formula (Va)



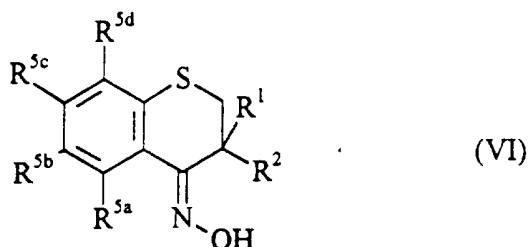
wherein R^1 , R^2 and $R^{5a,b,c,d}$ are as hereinbefore defined and Z is a suitable leaving group, for example halo, in the presence of an organic base, for example triethylamine or pyrrolidine. Compounds of formulas(V) and (Va) are commercially available or can be prepared by methods well known or readily available those skilled in the art.

Compounds of formula (I) wherein l is 1 or 2, can be prepared from the corresponding compound of formula (I) wherein l is 0 by oxidation of the thio moiety with a suitable

oxidizing agent, for example, hydrogen peroxide, organic peroxy acids, Oxone® (potassium peroxymonosulfate), or osmium tetroxide (OsO₄).

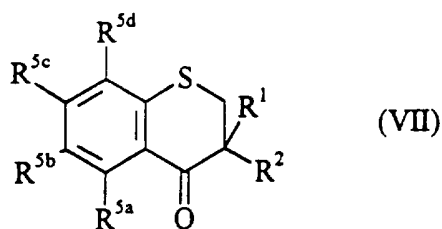
Compounds of formula (I) wherein R⁶ and/or R⁷ are other than hydrogen can be prepared by treating the corresponding compound of formula (I) wherein 1 is 1 or 2 and R⁶ and R⁷ are hydrogen with a base, for example, n-butyllithium followed by reaction with the appropriate R⁶-Z or R⁷-Z wherein R⁶ and R⁷ are as defined herein other than hydrogen and Z is a suitable leaving group as defined herein.

Alternatively, compounds of formula (III) can be prepared from compounds of formula (VI)



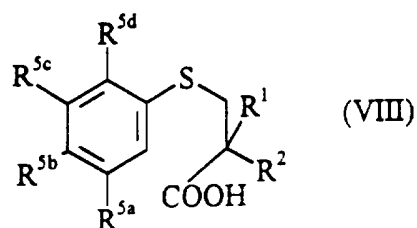
wherein R¹, R² and R^{5a,b,c,d} are as hereinbefore defined, by reaction with an acid, for example polyphosphoric acid at an elevated temperature, for example 120° C.

Compounds of formula (VI) can be prepared from compounds of formula (VII)



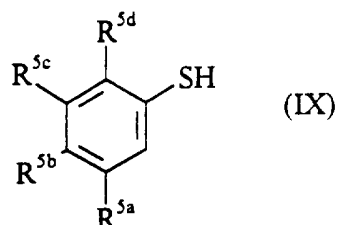
wherein R¹, R² and R^{5a,b,c,d} are hereinbefore defined, by reaction with hydroxyl amine (H₂NOH).

Compounds of formula (VII) can be prepared by cyclizing compounds of formula (VIII)



wherein R^1 , R^2 and $R^{5a,b,c,d}$ are hereinbefore defined, in the presence of an acid, for example sulfuric acid (H_2SO_4).

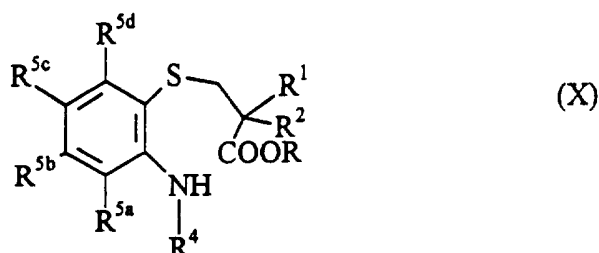
Compounds of formula (VIII) can be prepared by reacting compounds of formula (IX)



wherein $R^{5a,b,c,d}$ are as hereinbefore defined, with compounds of formula (VI) analogous to the preparation of compounds of formula (IV) described hereinbefore.

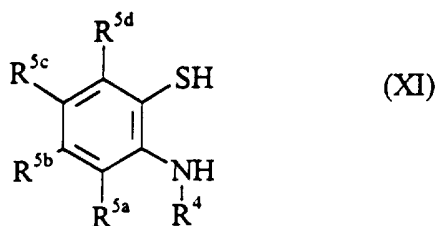
Compounds of formula (IX) are commercially available or can be prepared by methods well known or readily available to those skilled in the art.

Alternatively, compounds of formula (II) can be prepared by cyclizing compounds of formula (X)



wherein R^1 , R^2 , R^4 , and $R^{5a,b,c,d}$ are as hereinbefore defined, in the presence of an organic acid, for example tosic acid.

Compounds of formula (X) can be prepared from compounds of formula (XI)



wherein R^4 and $R^{5a,b,c,d}$ are as herein before defined, with compounds of formula (Va) analogous to the preparation of compounds of formula (IV) described hereinbefore.

Compounds of formula (XI) can be prepared by methods well known or readily available to those skilled in the art, for example by the methods disclosed in H. Gilman and J. Dietrich, *J. Am. Chem. Soc.*, 80, 380-383 (1958) which is incorporated herein in its entirety.

Compounds of formula (I) wherein X is C=O can be prepared following the method for the preparation of compounds of formula (II) described hereinbefore.

Compounds of formula (I) wherein X is C=S can be prepared from the corresponding compounds of formula (I) wherein X is C=O by conversion of the C=O moiety with, for example, Lawesson's Reagent(2,4-bis(4-methoxyphenyl)-1,3-dithia-2,4-diphosphetane-2,4-disulfide).

The compounds of formula (I) substantially free, of other optical isomers can be obtained either by chiral synthesis, for example, by the use of the appropriate chiral starting material(s), such as a chiral compound of formula (Va), or by resolution of the products obtained from achiral syntheses, for example, by chiral hplc, enzymatic resolution, or by classical resolution with chiral acids.

Optional conversion of a compound of formula (I), or a compound of formula (I) comprising a basic substituent, to a corresponding acid addition salt may be effected by reaction with a solution of the appropriate acid, for example, one of those recited earlier. Optional conversion of a compound of formula (I) comprising an acidic substituent to a corresponding base salt may be effected by reaction with a solution of the appropriate base, for example, sodium hydroxide. Optional conversion to a physiologically functional derivative, such as an ester, can be carried out by methods known to those skilled in the art or obtainable from the chemical literature.

In addition, compounds of the formula (I) may be converted to different compounds of the formula (I) by standard methods known or available from the literature to those skilled in the art, for example by alkylation of a hydroxy group.

For a better understanding of the invention, the following Examples are given by way of illustration and are not to be construed in any way as limiting the scope of the invention.

General Procedures. Proton magnetic resonance spectra were recorded at 300 MHz. Mass spectra were recorded under atmospheric pressure chemical ionization (APCI) conditions on a LCMS instrument or were performed by Oneida Research Services, Inc. under chemical ionization (CI) conditions using methane as the reagent gas. Elemental Analysis were performed by Atlantic Microlab, Inc. All reactions were performed under nitrogen atmosphere. TLC plates were Whatman MK6F silica gel 60 plates and were visualized under a UV lamp. Column chromatography was performed with EM Science silica Gel 60 (230-400 mesh). Reagents were obtained from Aldrich Chemical Co. unless otherwise noted and were used without further purification. Solvents were Aldrich anhydrous grade.

Example 1

Preparation of (\pm)-3-n-Butyl-3-ethyl-2,3-dihydro-5-phenyl-1,5-benzothiazepin-4-one.

(a) (\pm)-2-((Tert-butyldimethylsilyl)oxy)methyl-ethyl-hexanol.

To a slurry of 60% NaH (7.5 g, 187.2 mmol) in 400 ml THF was added in 3 portions 2-n-butyl-2-ethyl-1,3-propanediol (30.0 g, 187.2 mmol) and stirred for 45 min. To the resulting gum was added tert-butyldimethylsilyl chloride (28.2 g, 187.2 mmol) and stirred for 2 h. The solvent was evaporated and the residue was partitioned between water and ether. The ether layer was washed with bicarbonate solution and brine and concentrated. Column chromatography (5% ethyl acetate/petroleum ether) gave the title compound as a colorless oil (50.12 g, 182.6 mmol, 98%). $^1\text{H NMR}$ (DMSO- d_6) δ 4.19 (t, 1H); 3.29 (s, 2H); 3.13 (d, 2H); 1.15 (m, 8H); 0.84 (s, 9H); 0.83 (t, 3H); 0.73 (t, 3H); -0.01 (s, 6H). MS Da/e = 275 (MH^+). Calcd for $\text{C}_{15}\text{H}_{34}\text{O}_2\text{Si}$: C, 65.63; H, 12.48. Found: C, 65.87; H, 12.47.

(b) (\pm)-2-Ethyl-2-(hydroxymethyl)-hexanoic acid.

To a solution of the product of Example 1(a) (4.43 g, 16.0 mmol) in 16 ml CCl_4 , 16 ml CH_3CN , and 24 ml H_2O was added NaIO_4 (13.69 g, 64 mmol) and RuCl_3 (0.16 g, 0.8 mmol) and stirred for 16 h. The slurry was concentrated and the solvents evaporated. The residue was partitioned between H_2O and CH_2Cl_2 . The aqueous phase was extracted 3 times with CH_2Cl_2 , dried, concentrated. The residue was dissolved in 3 ml THF, 1M

tetrabutylammonium fluoride in THF (1.75 ml, 1.75 mmol) was added and the solution was stirred for 1 h. The solvent was evaporated, and the resulting oil was partitioned between H₂O and CH₂Cl₂. The aqueous phase was extracted 3x with CH₂Cl₂, dried, concentrated. Column chromatography (95% CH₂Cl₂/4% MeOH/0.5% H₂O/0.5% acetic acid) gave the product as an oil 2.26 g (13.0 mmol, 81%). ¹H NMR (DMSO-d₆) δ 11.95 (br s, 1H); 4.74 (br s, 1H); 3.42 (s, 2H); 1.53-1.03 (m, 8H); 0.84 (t, 3H); 0.73 (t, 3H). MS Da/e = 175 (MH⁺) and 129 (M - CO₂H). Calcd for C₉H₁₈O₃: C, 62.04; H, 10.41. Found: C, 61.94; H, 10.44.

(c) (±)-2-(Bromomethyl)-2-ethyl-hexanoic acid.

A solution of the product from Example 1(b) (2.30 g, 13.2 mmol) in 48% HBr (40 ml) was refluxed for 20 h. After cooling to RT the solution was transferred to a separatory funnel, extracted 3 times with ethyl acetate, dried over Na₂SO₄, and concentrated. After pumping at high vacuum to remove traces of HBr, obtained the title compound (2.46 g, 10.4 mmol, 79%). ¹H NMR (DMSO-d₆) δ 3.60 (s, 2H); 1.62-1.04 (m, 8H); 0.85 (t, 3H); 0.75 (t, 3H). MS Da/e = 157 (M - Br), 237 (M), 238, 239 (M + 2). Calcd for C₉H₁₇O₂Br: C, 45.59; H, 7.23; Br, 33.70. Found: C, 46.27; H, 7.17; Br, 32.94.

(d) (±)-2-(((2-Aminophenyl)thio)methyl)-2-ethylhexanoic acid.

To a solution of the product from Example 1(c) (0.52 g, 2.19 mmol) in THF (4 ml) was added 2-aminothiophenol (0.41 g, 3.29 mmol, freshly distilled) and pyrrolidine (or triethylamine, 3.29 mmol) and stirred for 48 h. The reaction mixture was transferred to a separatory funnel and partitioned between H₂O and CHCl₃. The aqueous layer was extracted 3 times with CHCl₃, column chromatographed (30% ethyl acetate in petroleum ether) to give the title compound (0.50 g, 1.78 mmol, 81%). ¹H NMR (DMSO-d₆) δ 12.40 (br s, 1H); 7.25 (d, 1H); 7.00 (t, 1H); 6.67 (d, 1H); 6.48 (t, 1H); 5.23 (br, s, 2H); 2.91 (s, 2H); 1.66-0.99 (m, 8H); 0.77 (t, 3H); 0.67 (t, 3H). MS Da/e = 282 (MH⁺), 264 (M - H₂O), 236 (M - CO₂H). Calcd for C₁₅H₂₃NSO₂ x (0.8 EtOAc): C, 62.12; H, 8.42; N, 3.98; S, 9.11. Found: C, 62.41; H, 8.28; N, 3.83; S, 8.91.

(e) (±)-3-n-Butyl-3-ethyl-2,3-dihydro-1,5-benzothiazepin-4-one.

A solution of the product from Example 1(d) (0.66 g, 2.35 mmol) and toluenesulfonic acid (0.15 g, 0.79 mmol) in tetradecane (30 ml) was refluxed for 3 h. After cooling to RT the reaction mixture was loaded directly onto a silica column and the product eluted with 10% ethyl acetate/petroleum ether yielding the title compound (0.44 g, 1.67 mmol, 71%). M.P. = 90.0 °C. ¹H NMR (DMSO-d₆) δ 9.71 (s, 1H); 7.39 (d, 1H); 7.23 (t, 1H); 7.10 (d, 1H); 6.95 (t, 1H); 2.92 (s, 2H); 1.72-1.20 (m, 4H); 1.15 (m, 4H); 0.78 (m, 6H). MS Da/e = 264

(MH⁺). Calcd for C₁₅H₂₁NSO: C, 68.40; H, 8.04; N, 5.32; S, 12.17. Found: C, 68.25; H, 8.11; N, 5.29; S, 12.09.

(f) (±)-3-n-Butyl-3-ethyl-2,3-dihydro-5-phenyl-1,5-benzothiazepin-4-one.

To a solution of the product from Example 1(e) (4.07 g, 15.45 mmol) in phenyl iodide (17 ml, 154 mmol) was added copper iodide (0.28 g, 1.5 mmol) and potassium carbonate (2.13 g, 15.45 mmol), and the mixture was refluxed for 16h. The reaction mixture was allowed to cool and was loaded directly onto a silica column and eluted with 5% ethyl acetate/petroleum ether to give the title compound (5.14 g, 15.14 mmol, 98% yield). M.P. = 159.4 °C. ¹H NMR (DMSO-d₆) δ 7.67-6.86 (m, 9H); 3.11 (s, 2H); 1.58-1.13 (m, 8H); 0.77 (m, 6H). MS Da/e = 340 (MH⁺). Calcd for C₂₁H₂₅NSO: C, 74.30; H, 7.42; N, 4.13; S, 9.44. Found: C, 74.11; H, 7.49; N, 4.03; S, 9.36.

Example 2

Preparation of (±)-3-n-Butyl-3-ethyl-2,3-dihydro-5-phenyl-1,5-benzothiazepin-4-one-1,1-dioxide.

To a solution of the compound of Example 1(f) (0.95 g, 2.80 mmol) in trifluoroacetic acid (9.5 ml) at 0 °C was added 30% hydrogen peroxide (1.60 g, 14 mmol) and stirred for 16 h. The solution was neutralized with sodium carbonate solution and the product extracted 3 times with ethyl acetate. The organic extracts were dried (Na₂SO₄), concentrated and the resulting oil loaded onto a silica column. The product was eluted with 20% ethyl acetate/petroleum ether giving the title compound as a white powder (0.96 g, 2.58 mmol, 92%). M.P. = 57.6 °C. ¹H NMR (DMSO-d₆) δ 7.94-7.06 (m, 9H); 3.73 (s, 2H); 1.72-0.98 (m, 8H); 0.77 (m, 6H). MS Da/e = 372 (MH⁺). Calcd for C₂₁H₂₅NSO₃: C, 67.90; H, 6.78; N, 3.77; S, 8.63. Found: C, 67.61; H, 6.92; N, 3.62; S, 8.57.

Example 3

Preparation of (±)-3-n-Butyl-3-ethyl-2,3,4,5-tetrahydro-5-phenyl-1,5-benzothiazepine.

To a solution of AlH₃ (44 mmol, generated *in situ* from H₂SO₄, 22 mmol, and LiAlH₄, 44 mmol) in 44 ml diethyl ether was added the compound of Example 1(f) (5.00 g, 14.60 mmol) in 40 ml THF at 0 °C. The reaction mixture was allowed to warm to RT over 2 h and was stirred at RT for 15 h after which time TLC (20% ethyl acetate/petroleum ether) showed complete reaction. The reaction flask was cooled to 0 °C and the excess AlH₃ was quenched by adding 30 of H₂O/THF (1:2) dropwise followed by 5 ml 1M NaOH. The mixture was transferred to a separatory funnel and extracted 3 times with ether. The ether

extracts were combined, dried, concentrated and column chromatographed (petroleum ether) to give the title compound (4.74 g, 14.55 mmol, 99%). $^1\text{H NMR}$ (DMSO- d_6) δ 7.26-6.69 (m, 9H); 3.67 (br s, 2H); 2.78 (m, 2H); 1.21-1.05 (m, 8H); 0.71 (m, 6H). MS $\text{Da/e} = 325$ (M^+), 326 (MH^+). Calcd for $\text{C}_{21}\text{H}_{27}\text{NS}$: C, 77.49; H, 8.36; N, 4.30; S, 9.85. Found: C, 77.51; H, 8.40; N, 4.31; S, 9.73.

Example 4

Preparation of (\pm)-3-n-Butyl-3-ethyl-2,3,4,5-tetrahydro-5-phenyl-1,5-benzothiazepine-1,1-dioxide.

To a solution of the compound of Example 3 (4.73 g, 14.53 mmol) in 100 ml THF and 23 ml tert-butanol was added N-methyl-morpholine-N-oxide (5.1 g, 43.6 mmol) and osmium tetroxide (0.8 mmol, 2.5 wt% in 2-methyl-2-propanol). The mixture was stirred at RT for 16 h at which point 50 ml NaHCO_3 solution was added to neutralize any acid, the mixture transferred to a separatory funnel and extracted 3 times with ethyl acetate. The organic layers were washed with sodium hyposulfite and brine, dried (Na_2SO_4) and concentrated. Column chromatography (10% ethyl acetate/petroleum ether) yielded the title compound (4.76 g, 13.3 mmol, 92% yield). $^1\text{H NMR}$ (DMSO- d_6) δ 7.87-6.81 (m, 9H); 3.72 (m, 2H); 3.33 (s, 2H); 1.55-0.97 (m, 8H); 0.69 (m, 6H). MS $\text{Da/e} = 358$ (MH^+). Calcd for $\text{C}_{21}\text{H}_{27}\text{NSO}_2$: C, 70.55; H, 7.61; N, 3.92; S, 8.97. Found: C, 70.37; H, 7.59; N, 3.84; S, 9.07.

Example 5

Preparation of (\pm)-3-n-Butyl-2-isobutyl-3-ethyl-2,3,4,5-tetrahydro-5-phenyl-1,5-benzothiazepine-1,1-dioxide.

To a solution of the compound of Example 4 (0.565 g, 1.58 mmol) in 10 ml THF was added n-butyllithium (2.5 M in THF, 1.74 mmol) at -78°C . This was stirred for 20 min at -78°C after which iodo-2-methylpropane (1.3 M in THF, 6.32 mmol) was added dropwise at -78°C . The reaction mixture was brought up to 0°C and stirred for 16 h. The excess base was quenched by adding brine (10 ml) and the product was extracted with ether (3 x 20 ml). The ether extracts were dried, concentrated and the residue applied to a silica gel column. The product was eluted with 10% ethyl acetate/ petroleum ether giving a yellow oil, (0.48 g, 1.16 mmol, 74 %). $^1\text{H NMR}$ (DMSO- d_6) δ 7.89-6.80 (m, 9H); 3.30 (br m, 2H); 3.09 (br s, 1H); 1.88-0.63 (m, 23H). MS $\text{Da/e} = 414$ (MH^+), 436 ($\text{M} + \text{Na}$). Calcd for $\text{C}_{25}\text{H}_{35}\text{NSO}_2$: C, 72.60; H, 8.53; N, 3.39; S, 7.75. Found: C, 72.39; H, 8.56; N, 3.27; S, 7.88.

Example 6**Preparation of 3,3-Diethyl-2,3-dihydro-5-phenyl-1,5-benzothiazepin-4-one.****(a) 2-((Tert-butylidimethylsilyl)oxy)methyl-2-ethylbutanol.**

The title compound was prepared from 2,2-diethyl-1,3-propanediol according to the procedure for Example 1(a). ^1H NMR (DMSO- d_6) δ 4.20 (t, 1H); 3.29 (s, 2H); 3.14 (d, 2H); 1.13 (q, 4H); 0.84 (s, 9H); 0.73 (t, 6H); 0.73 (t, 3H); -0.01 (s, 6H). MS Da/e = 247 (MH⁺). Calcd for C₁₃H₃₀O₂Si: C, 63.35; H, 12.26. Found: C, 63.27; H, 12.25.

(b) 2-Ethyl-2-(hydroxymethyl)-butyric acid.

The title compound was prepared from the product of Example 6(a) (41.28 g, 189 mmol) using the procedure for Example 1(b) yielding (24.4 g, 167 mmol, 88%). ^1H NMR (DMSO- d_6) δ 3.42 (s, 2H); 1.89 (s, 1H); 1.44 (q, 4H); 0.73 (t, 6H). MS Da/e = 147 (MH⁺). Calcd for C₇H₁₄O₃ x 0.3(AcOH): C, 55.39; H, 9.33. Found: C, 55.38; H, 9.17.

(c) 2-(Bromomethyl)-2-ethyl-butyrac acid.

The title compound was prepared from the product of Example 6(b) (22.2 g, 151 mmol) according to the procedure outlined for Example 1(c). After removing the HBr in vacuo obtained **10B** (19.8 g, 94.7 mmol, 63%). ^1H NMR (DMSO- d_6) δ 3.60 (s, 2H); 1.58 (q, 4H); 0.75 (t, 3H). MS Da/e = 209 (M), 211 (M + 2). Calcd for C₇H₁₃O₂Br: C, 40.21; H, 6.27; Br, 38.21. Found: C, 40.92; H, 6.38; Br, 37.17.

(d) 2-(((2-Aminophenyl)thio)methyl)-2-ethylbutyric acid.

The title compound was prepared from the compound of Example 6(c) (19.7 g, 94 mmol) according to the procedure for Example 1(d). Column chromatography yielded the product (9.77 g, 40 mmol, 43%). ^1H NMR (DMSO- d_6) δ 7.24 (d, 1H); 7.00 (t, 1H); 6.69 (d, 1H); 6.49 (t, 1H); 2.91 (s, 2H); 1.60 (q, 4H); 0.68 (t, 3H). MS Da/e = 254 (MH⁺). Calcd for C₁₃H₁₉NSO₂: C, 61.62; H, 7.57; N, 5.52; S, 12.65. Found: C, 61.34; H, 7.62; N, 5.33; S, 12.40.

(e) 3,3-Diethyl-2,3-dihydro-1,5-benzothiazepin-4-one

The title compound was prepared by thermal ring closure of the product of Example 6(d) (9.7 g, 38 mmol) as outlined for Example 1(e). Column chromatography (50% ethyl acetate/petroleum ether) yielded the title compound (6.22 g, 26.4 mmol, 70% yield). ^1H

NMR (DMSO-d₆) δ 9.73 (s, 1H); 7.40 (d, 1H); 7.23 (t, 1H); 7.10 (d, 1H); 6.97 (t, 1H); 2.92 (s, 2H); 1.71-1.48 (m, 4H); 0.76 (m, 6H). MS Da/e = 236 (MH⁺). Calcd for C₁₃H₁₇NSO: C, 66.34; H, 7.28; N, 5.95; S, 13.67. Found: C, 66.34; H, 7.37; N, 5.96; S, 13.58.

(f) 3,3-Diethyl-2,3-dihydro-5-phenyl-1,5-benzothiazepin-4-one

The N-phenylation of the compound from Example 6(e) (5.40 g, 23 mmol) was accomplished following the procedure for Example 1(f) to yield the title compound after column chromatography (7.04 g, 22.6 mmol, 99% yield). M.P. = 86.4 °C. ¹H NMR (DMSO-d₆) δ 7.66-6.87 (m, 9H); 3.09 (s, 2H); 1.45 (m, 4H); 0.76 (m, 6H). MS Da/e = 312 (MH⁺). Calcd for C₁₉H₂₁NSO: C, 73.21; H, 6.79; N, 4.49; S, 10.29. Found: C, 73.36; H, 6.90; N, 4.49; S, 10.42.

Example 7

Preparation of 3,3-Diethyl-2,3-dihydro-5-phenyl-1,5-benzothiazepin-4-one 1,1-dioxide

The oxidation of the compound of Example 6(f) (2.00 g, 6.4 mmol) to the sulfone was accomplished by the procedure outlined for Example 2. Column chromatography (50% ethylacetate/petroleum ether) gave the title product (1.92 g, 5.59 mmol, 88 % yield). M.P. = 163.0-165.6 °C. ¹H NMR (DMSO-d₆) δ 7.94-7.07 (m, 9H); 3.72 (s, 2H); 1.80-1.22 (br m, 4H); 0.76 (m, 6H). MS Da/e = 344 (MH⁺), 366 (M + Na⁺). Calcd for C₁₉H₂₁NSO₃: C, 66.44; H, 6.16; N, 4.07; S, 9.33. Found: C, 66.22; H, 6.21; N, 4.06; S, 9.42.

Example 8

Preparation of 3,3-Diethyl-2,3,4,5-tetrahydro-5-phenyl-1,5-benzothiazepine

The reduction of the compound of Example 6(f) (2.43 g, 7.80 mmol) was accomplished by the procedure outlined for Example 3. Column chromatography (20% ethylacetate/petroleum ether) gave the title product (2.01 g, 6.76 mmol, 87 % yield). ¹H NMR (DMSO-d₆) δ 7.29-6.71 (m, 9H); 3.65 (br s, 2H); 2.77 (s, 2H); 1.36-1.15 (m, 4H); 0.67 (m, 6H). MS Da/e = 298 (MH⁺). Calcd. for C₁₉H₂₃NS: C, 76.71; H, 7.79; N, 4.70; S, 10.77. Found: C, 76.64; H, 7.82; N, 4.69; S, 10.72.

Example 9

Preparation of 3,3-Diethyl-2,3,4,5-tetrahydro-5-phenyl-1,5-benzothiazepine-1,1-dioxide

The oxidation of the compound of Example 8 (0.53 g, 1.80 mmol) was accomplished by the procedure outlined for Example 4. Column chromatography (50% ethyl acetate/petroleum ether) gave the title product as a yellow solid, (0.55 g, 1.67 mmol, 93% yield). M.P. = 128.0-130.2 °C. ¹H NMR (DMSO-d₆) δ 7.88-6.84 (m, 9H); 3.73 (br s, 2H); 3.32 (s, 2H); 1.55-1.30 (m, 4H); 0.68 (m, 6H). MS Da/e = 330 (MH⁺), 352 (M + Na⁺). Calcd. for C₁₉H₂₃NSO₂: C, 69.27; H, 7.04; N, 4.25; S, 9.73. Found: C, 69.06; H, 7.16; N, 4.16; S, 9.56.

Example 10

Preparation of 3,3-Dimethyl-2,3 dihydro-5-phenyl-1,5-benzothiazepin-4-one

(a) Bromopivalic acid

The title compound was prepared from hydroxypivalic acid (TCI America, 50.0g, 423 mmol) using the procedure for Example 1(c). After removing the HBr under high vacuum the product was obtained (66.42 g, 367 mmol, 87%). ¹H NMR (DMSO-d₆) δ 12.3 (br s); 3.57 (s, 2H); 1.19 (s, 6H). MS Da/e = 181 (M), 183 (M + 2). Calcd for C₅H₉O₂Br: C, 33.17; H, 5.01; Br, 44.13. Found: C, 34.07; H, 5.08; Br, 42.45.

(b) 2-(((2-Aminophenyl)thio)methyl)-2-methylpropionic acid

Bromopivalic acid (Example 10(a)) (59.4 g, 328 mmol) was reacted with 2-aminothiophenol (41 g, 328 mmol, freshly distilled) according to the procedure for Example 1(d). Column chromatography yielded the title compound (52.3 g, 232 mmol, 71%). ¹H NMR (DMSO-d₆) δ 12.44 (br s, 1H); 7.22 (d, 1H); 6.99 (t, 1H); 6.63 (d, 1H); 6.47 (t, 1H); 5.27 (br s, 2H); 2.88 (s, 2H); 1.14 (s, 6H). MS Da/e = 226 (MH⁺), 208 (M - H₂O), 180 (M - CO₂). Calcd for C₁₁H₁₅NSO₂: C, 58.64; H, 6.71; N, 6.22; S, 14.23. Found: C, 58.41; H, 6.78; N, 6.13; S, 14.29.

(c) 3,3-Dimethyl-2,3 dihydro-1,5-benzothiazepin-4(5H)-one

The title compound was prepared by thermal ring closure of the compound of Example 10(b) (33.4 g, 148 mmol) as outlined for Example 1(e). Column chromatography (25% ethyl acetate/petroleum ether) yielded the product (25.39 g, 122 mmol, 83% yield). M.P. = 112.6 °C. ¹H NMR (DMSO-d₆) δ 9.71 (s, 1H); 7.40 (d, 1H); 7.23 (t, 1H); 7.11 (d, 1H); 6.96 (t, 1H); 2.95 (s, 2H); 1.18 (s, 6H). MS Da/e = 208 (MH⁺). Calcd for C₁₁H₁₃NSO: C, 63.74; H, 6.32; N, 6.76; S, 15.47. Found: C, 63.94; H, 6.37; N, 6.56; S, 15.28.

(d) 3,3-Dimethyl-2,3 dihydro-5-phenyl-1,5-benzothiazepin-4-one.

The N-phenylation of the compound of Example 10(c) (22.0 g, 106 mmol) was accomplished following the procedure for Example 1(f) to yield, after column chromatography, the title compound (28.69 g, 101 mmol, 96% yield). M.P. = 103.8 °C. ¹H NMR (DMSO-d₆) δ 7.68-6.88 (m, 9H); 3.19 (s, 2H); 1.05 (s, 6H). MS Da/e = 284 (MH⁺), 306 (M + Na⁺). Calcd for C₁₇H₁₇NSO: C, 72.05; H, 6.05; N, 4.94; S, 11.31. Found: C, 71.85; H, 6.13; N, 4.85; S, 11.26.

Example 11

Preparation of 3,3-Dimethyl-2,3 dihydro-5-phenyl-1,5-benzothiazepin-4-one-1,1-dioxide.

The oxidation of the compound of Example 10(d) (8.69 g, 30.7 mmol) was accomplished following the procedure for Example 2 to give, after column chromatography and oven drying, a white powder, the product as (8.80 g, 27.9 mmol, 91% yield). M.P. = 140.8 °C. ¹H NMR (DMSO-d₆) δ 7.95-7.04 (m, 9H); 3.81 (s, 2H); 1.10 (s, 6H). MS Da/e = 316 (MH⁺), 338 (M + Na⁺). Calcd for C₁₇H₁₇NSO₃ x (0.5 H₂O): C, 62.94; H, 5.59; N, 4.32; S, 9.88. Found: C, 62.98; H, 5.28; N, 4.26; S, 9.68.

Example 12

Preparation of 3,3-Dimethyl-2,3,4,5-tetrahydro-5-phenyl-1,5-benzothiazepine.

The reduction of the compound of Example 11 (8.88 g, 31.05 mmol) was accomplished following the procedure for Example 3 to give the product, after column chromatography (5% ethyl acetate/petroleum ether), as a yellow oil (8.02 g, 29.77 mmol, 96% yield). ¹H NMR (DMSO-d₆) δ 7.44-6.68 (m, 9H); 3.31 (br s, 2H); 2.65 (s, 2H); 0.93 (s, 6H). MS Da/e = 270 (MH⁺). Calcd for C₁₇H₁₉NS: C, 75.79; H, 7.11; N, 5.20; S, 11.90. Found: C, 75.82; H, 7.06; N, 5.28; S, 11.86.

Example 13

Preparation of 2,3,4,5 Tetrahydro-3,3-dimethyl-5-phenyl-1,5-benzothiazepine-1,1-dioxide.

The oxidation of the compound of Example 12 (5.66 g, 21.01 mmol) was accomplished following the procedure for Example 4 to give, after column chromatography (20% ethyl acetate/petroleum ether), a white powder (5.56 g, 18.45 mmol, 88% yield). M.P. = 168.0-168.6 °C. ¹H NMR (DMSO-d₆) δ 7.92-6.83 (m, 9H); 3.66 (br s, 2H); 3.33 (s, 2H); 1.03

(s, 6H). MS Da/e = 302 (MH⁺), 324 (M + Na⁺). Calcd for C₁₇H₁₉NSO₂: C, 67.75; H, 6.35; N, 4.65; S, 10.65. Found: C, 67.85; H, 6.44; N, 4.68; S, 10.71.

Example 14

Alternative preparation of (±)-3-n-Butyl-3-ethyl-2,3-dihydro-5-phenyl-1,5-benzothiazepin-4-one.

(a) 2-Anilinobenzenethiol.

This was prepared according to a procedure from H. Gilman and J. Dietrich, J. Am. Chem. Soc. 80 (1958) pp. 380-383. To a solution of phenothiazine (10.0 g, 50.2 mmol) in 50 ml THF was added strips of lithium (2.0 g, 288 mmol) over 45 min. The mixture was stirred for 1 h after which time the solution was pipetted off the unreacted lithium and partitioned between ether and water in a separatory funnel. The product was extracted with 4 N NaOH. The ether layer yielded unreacted phenothiazine (4.02 g, 20 mmol, 40%). The aqueous base layer was neutralized to pH 4 and extracted with ether 3 times. The ether layer was dried, concentrated and the residue chromatographed (5% ethyl acetate/petroleum ether) giving the title compound (5.49 g, 27.3 mmol, 55% yield). ¹H NMR (DMSO-d₆) δ 7.65-6.74 (m, 9H). MS Da/e = 202 (MH⁺). Calcd for C₁₂H₁₁NS: C, 71.61; H, 5.51; N, 6.96; S, 15.93. Found: C, 71.66; H, 5.46; N, 6.92; S, 15.90.

(b) (±)-2-(((2-Anilinophenyl)thio)methyl)-2-ethylhexanoic acid.

This was prepared by reacting the compound of Example 14(a) (3.06 g, 15.2 mmol) with the compound of Example 1(c) (3.50 g, 15.0 mmol) according to the procedure used to prepare in Example 1(d). Column chromatography (50% ethyl acetate/petroleum ether) gave the title compound (3.70 g, 10.4 mmol, 70%). ¹H NMR (DMSO-d₆) δ 12.48 (br s, 1H); 7.46-6.83 (m, 9H); 3.01 (s, 2H); 1.55-1.03 (m, 8H); 0.73 (m, 6H). MS Da/e = 358 (MH⁺). Calcd for C₂₁H₂₇NSO₂: C, 70.55; H, 7.61; N, 3.91; S, 8.96. Found: C, 70.61; H, 7.62; N, 3.85; S, 8.88.

(c) (±)-3-n-Butyl-3-ethyl-2,3-dihydro-5-phenyl-1,5-benzothiazepin-4-one.

The ring closure of the compound of Example 14(b) (0.59 g, 1.65 mmol) was carried out using the procedure for Example 1(e) giving the title compound (0.17 g, 0.51 mmol, 31% yield). ¹H NMR (DMSO-d₆) is identical to product of Example 1(f) described above.

Example 15Preparation of (±)-3-n-Butyl-3-ethyl-2,3-dihydro-8-methoxy-5-phenyl-1,5-benzothiazepin-4-one.(a) 2-Amino-5-methoxythiophenol

A solution of 2-amino-6-methoxybenzothiazole (36g, 200 mmol; Aldrich Chemical Co.) and 400 ml 30% aqueous potassium hydroxide was refluxed for 16 h. The dark solution was cooled to 0 °C and neutralized to pH 6 with 50% aqueous acetic acid and stirred for 1 h. The resulting slurry was filtered and the product collected on the filter paper and dried (25.29 g, 81% yield). ¹H NMR (DMSO-d₆) δ 6.91-6.44 (m, 3H), 5.90 (br s, 2H), 3.52 (s, 3H). MS Da/e = 154 (M-H).

(b) (±)-3-n-Butyl-3-ethyl-2,3-dihydro-8-methoxy-1,5-benzothiazepin-4(5H)-one.

To a solution of the compound of Example 1(c) (25.1 g, 105.8 mmol) in 150 ml dimethylformamide was added the compound of Example 15(a) (13.7 g, 88.2 mmol) and 13 ml triethylamine. The mixture was stirred overnight and then transferred to a separatory funnel with 200 ml water. The pH was adjusted to 4 with 0.1 N HCl and the product was extracted with 6x50ml diethyl ether. The ether extracts were pooled, dried and the solvent evaporated to give a viscous oil. To this was added 200 ml tetradecane and 825 mg p-toluenesulfonic acid and the mixture refluxed for 1.5 h. The reaction mixture was cooled and loaded onto a silica gel column and the product eluted with 20% ethyl acetate/petroleum ether (15.15 g, 59% yield). M.P. = 100.4 °C. ¹H NMR (DMSO-d₆) δ 9.51 (s, 1H); 7.96-6.81 (m, 3H); 3.70 (s, 3H); 2.94 (s, 2H); 1.71-1.39 (m, 4H); 1.19-1.13 (m, 4H); 0.79 (t, 3H); 0.74 (t, 3H). MS Da/e = 294 (MH⁺). Calcd for C₁₆H₂₃NSO₂: C, 65.49; H, 7.90; N, 4.77; S, 10.93. Found: C, 65.39; H, 7.94; N, 4.80; S, 10.85.

(c) (±)-3-n-Butyl-3-ethyl-2,3-dihydro-8-methoxy-5-phenyl-1,5-benzothiazepin-4-one.

The compound of Example 15(b) (11.0 g, 37.5 mmol) was reacted with phenyl iodide using the procedure outlined for Example 1(f) to give the product (13.07g, 94% yield). ¹H NMR (DMSO-d₆) δ 7.54-6.79 (m, 8H); 3.75 (s, 3H); 3.11 (s, 2H); 1.51-1.13 (m, 8H); 0.77 (m, 6H). MS Da/e = 370 (MH⁺). Calcd for C₂₂H₂₇NSO₂ x 0.75 H₂O: C, 68.99; H, 7.50; N, 3.66; S, 8.35. Found: C, 68.95; H, 7.14; N, 3.63; S, 8.25.

Example 16Preparation of (±)-3-n-Butyl-3-ethyl-2,3,4,5-tetrahydro-8-methoxy-5-phenyl-1,5-benzothiazepine.

The compound of Example 15(c) (2.25g, 6.10 mmol) was reacted with AlH_3 using the procedure outlined for Example 3 to give the product (1.95 g, 90% yield). ^1H NMR (DMSO- d_6) δ 7.11-6.65 (m, 8H); 3.70 (s, 3H); 3.51 (br s, 2H); 2.66 (s, 2H); 1.40-1.10 (m, 8H); 0.72 (m, 6H). MS Da/e = 356 (MH^+). Calcd for $\text{C}_{22}\text{H}_{29}\text{NSO}$: C, 74.32; H, 8.22; N, 3.94; S, 9.02. Found: C, 74.20; H, 8.16; N, 3.88; S, 8.95.

Example 17Preparation of (±)-3-n-Butyl-3-ethyl-2,3,4,5-tetrahydro-8-methoxy-5-phenyl-1,5-benzothiazepine-1,1-dioxide.

The compound of Example 16 (1.52 g, 4.28 mmol) was oxidized to the sulfone in analogy with the procedure outlined for Example 4 giving the product (1.61 g, 97% yield). ^1H NMR (DMSO- d_6) δ 7.35-6.79 (m, 8H); 3.80 (s, 3H); 3.65 (br s, 2H); 3.26 (s, 2H); 1.51-1.02 (m, 8H); 0.73 (m, 6H). MS Da/e = 388 (MH^+). Calcd for $\text{C}_{22}\text{H}_{29}\text{NSO}_3$: C, 68.18; H, 7.54; N, 3.61; S, 8.27. Found: C, 68.13; H, 7.59; N, 3.57; S, 8.21.

Example 18Preparation of (±)-3-n-Butyl-3-ethyl-2,3,4,5-tetrahydro-8-hydroxy-5-phenyl-1,5-benzothiazepine-1,1-dioxide.

To a mixture of aluminum bromide (1M in CH_2Cl_2 , 16 mmol) and ethanethiol (7.4 ml, 100 mmol) at 0 °C was added the compound of Example 17 (0.78 g, 2.01 mmol) in 30 ml CH_2Cl_2 . The mixture was stirred for 1h at 0 °C and then 25 ml water was added and the product extracted with 3 X 20 ml CH_2Cl_2 . The organic layer was dried and the solvents evaporated. The residue was applied to a silica gel column and the product eluted with 35% ethyl acetate/petroleum ether (0.74g, 98%). ^1H NMR (DMSO- d_6) δ 10.00 (s, 1H), 7.28-6.74 (m, 8H); 3.6 (br s, 2H); 3.21 (s, 2H); 1.55-1.02 (m, 8H); 0.73 (m, 6H). MS Da/e = 374 (MH^+). Calcd for $\text{C}_{21}\text{H}_{27}\text{NSO}_3 \times 0.4 \text{H}_2\text{O}$: C, 66.25; H, 7.36; N, 3.68; S, 8.42. Found: C, 66.12; H, 7.37; N, 3.61; S, 8.30.

Example 19Preparation of (±)-7-Bromo-3-n-butyl-3-ethyl-2,3-dihydro-8-methoxy-5-phenyl-1,5-benzothiazepin-4-one.(a) (±)-7-Bromo-3-n-butyl-3-ethyl-2,3-dihydro-8-methoxy-1,5-benzothiazepin-4(5H)-one.

To a solution of the compound of Example 15(c) (5.59 g, 19.05 mmol) in methylene chloride (120 ml) at 0°C was added N-bromosuccinimide (6.78 g, 38.10 mmol) and stirred for 30 min. The reaction mixture was washed once with water and the organic layer was dried, concentrated, and the residue loaded onto a silica gel column. The product was eluted with 10% ethyl acetate/petroleum ether (6.60g, 93% yield). M.P = 102.0 °C. ¹H NMR (DMSO-d₆) δ 9.60 (s, 1H); 7.31 (s, 1H); 7.09 (s, 1H); 3.80 (s, 3H); 2.91 (s, 2H); 1.71-1.39 (m, 4H); 1.19-1.13 (m, 4H); 0.80 (t, 3H); 0.75 (t, 3H). MS Da/e = 372, 374 (MH⁺). Calcd for C₁₆H₂₂BrNSO₂: C, 51.62; H, 5.96; N, 3.76; S, 8.61. Found: C, 51.33; H, 5.87; N, 3.65; S, 8.44.

(b) (±)-7-Bromo-3-n-butyl-3-ethyl-2,3-dihydro-8-methoxy-5-phenyl-1,5-benzothiazepin-4-one.

To a solution of the compound of Example 19(a) (6.60 g, 17.7 mmol) in bromobenzene (35 ml) was added copper bromide (500 mg) and potassium carbonate (2.5 g), and the mixture was refluxed for 20 h. The reaction mixture was loaded onto a silica gel column and the product eluted with 10% ethyl acetate/petroleum ether (5.05 g, 64% yield). M.P. = 131.0-132.8 °C. ¹H NMR (DMSO-d₆) δ 7.40-7.05 (m, 7H); 3.88 (s, 3H); 3.14 (s, 2H); 1.55-1.03 (m, 8H); 0.77 (m, 6H). MS Da/e = 448, 450 (MH⁺). Calcd for C₂₂H₂₆BrNSO₂ x 0.3H₂O: C, 58.23; H, 5.91; N, 3.09; Br, 17.61. Found: C, 58.25; H, 5.96; N, 3.05; Br, 17.56.

Example 20Preparation of (±)-7-Bromo-3-n-butyl-3-ethyl-2,3,4,5-tetrahydro-8-methoxy-5-phenyl-1,5-benzothiazepine 1,1-dioxide.

To a solution of AlH₃ (29 mmol, generated *in situ* from H₂SO₄, 15.5 mmol, and LiAlH₄, 29 mmol) in 29 ml diethyl ether was added the compound of Example 19(b) (4.38 g, 9.77 mmol) in 15 ml THF at 0 °C. The reaction mixture was allowed to warm to RT over 2 h and was stirred at RT for 15 h after which time TLC (20% ethyl acetate/petroleum ether)

showed complete reaction. The reaction flask was cooled to 0 °C and the excess AlH_3 was quenched by adding 25 ml of $\text{H}_2\text{O}/\text{THF}$ (1:2) dropwise followed by 5 ml 1M NaOH. The mixture was transferred to a separatory funnel and extracted 3 times with ether. The ether extracts were combined, dried, concentrated and column chromatographed (5 % ethyl acetate/petroleum ether). The fractions containing product were rotary evaporated and the resulting oil was dissolved in 50 ml tetrahydrofuran and t-butanol. To this solution was added osmium tetroxide (2.5% in 2-methyl-2-propanol, 5.1 ml) and N-methylmorpholine-N-oxide (2.7 g, 22.9 mmol), and the mixture was stirred at RT for 18 h at which point 50 ml NaHCO_3 solution was added to neutralize any acid, the mixture transferred to a separatory funnel and extracted 3 times with ethyl acetate. The organic layers were washed with brine, dried (Na_2SO_4) and concentrated. Column chromatography (10% ethyl acetate/petroleum ether) yielded the product (3.41 g, 7.30 mmol, 75% yield). M.P. = 107.5-110.0 °C. ^1H NMR (DMSO-d_6) δ 7.42-6.81 (m, 7H); 3.90 (s, 3H); 3.65 (s, 2H); 3.31 (s, 2H); 1.51-0.97 (m, 8H); 0.71 (m, 6H). MS Da/e = 466, 468 (MH^+). Calcd for $\text{C}_{22}\text{H}_{28}\text{BrNSO}_3$: C, 56.65; H, 6.05; N, 3.00; S, 6.87. Found: C, 56.80; H, 6.19; N, 3.01; S, 6.80.

Example 21

Preparation of (\pm)-7-Bromo-3-n-butyl-3-ethyl-2,3,4,5-tetrahydro-5-phenyl-1,5-benzothiazepin-8-ol 1,1-dioxide.

The compound of Example 20 (3.19 g, 6.84 mmol) was demethylated using the procedure for Example 18 giving the product (2.48 g, 77% yield). M.P. = 182.5-183.6 °C. ^1H NMR (DMSO-d_6) δ 10.87 (br s, 1H), 7.46-6.82 (m, 7H); 3.62 (br s, 2H); 3.25 (s, 2H); 1.49-1.02 (m, 8H); 0.71 (m, 6H). MS Da/e = 452, 454 (MH^+). Calcd for $\text{C}_{21}\text{H}_{26}\text{BrNSO}_3$: C, 55.75; H, 5.79; N, 3.10; S, 7.09. Found: C, 55.79; H, 5.93; N, 3.15; S, 7.17.

Example 22

Preparation of (\pm)-3-n-butyl-3-ethyl-2,3,4,5-tetrahydro-7-methoxy-5-phenyl-1,5-benzothiazepin-8-ol 1,1-dioxide.

To the compound of Example 21 (0.50 g, 1.10 mmol) in ethyl acetate (2.0 ml) and sodium methoxide (10 ml, 25 wt%) was added copper(I) bromide (57 mg) and the mixture was refluxed for 2 h. The reaction mixture was neutralized with 1N HCl and extracted with

ether 3 x 15 ml. The ether extracts were dried and concentrated and the residue was applied to a silica gel column. The product was eluted with 20% ethyl acetate/petroleum ether (0.44 g, 99% yield). $^1\text{H NMR}$ (DMSO- d_6) δ 9.69 (s, 1H), 7.26-6.52 (m, 7H); 3.60 (s, 5H); 1.53-1.02 (m, 8H); 0.71 (m, 6H). MS Da/e = 404 (MH^+). Calcd for $\text{C}_{22}\text{H}_{29}\text{NSO}_4$: C, 65.48; H, 7.24; N, 3.47; S, 7.94. Found: C, 65.41; H, 7.26; N, 3.53; S, 8.02.

Example 23

Preparation of (\pm)-3-n-butyl-3-ethyl-2,3,4,5-tetrahydro-7,8-dimethoxy-5-phenyl-1,5-benzothiazepine 1,1-dioxide.

The compound of Example 20 (2.62 g, 5.62 mmol) was treated sodium methoxide using the procedure for Example 22 to give the product (1.95 g, 83% yield). $^1\text{H NMR}$ (DMSO- d_6) δ 7.30 (s, 1H); 7.21-6.79 (m, 5H); 6.52 (s, 1H); 3.80 (s, 3H); 3.62 (br s, 2H); 3.59 (s, 3H); 3.20 (s, 2H); 1.53-0.98 (m, 8H); 0.73 (m, 6H). MS Da/e = 418 (MH^+). Calcd for $\text{C}_{23}\text{H}_{31}\text{NSO}_4$: C, 66.16; H, 7.48; N, 3.35; S, 7.68. Found: C, 66.10; H, 7.50; N, 3.42; S, 7.74.

Example 24

Preparation of (\pm)-3-n-butyl-3-ethyl-2,3,4,5-tetrahydro-5-phenyl-1,5-benzothiazepine-7,8-diol 1,1-dioxide.

To sodium hydride (60%, 0.19 g, 4.79 mmol) in dimethylformamide (20 ml) was added ethanethiol (0.35 ml, 4.79 mmol) and the compound of Example 23 (0.50 g, 1.19 mmol). The reaction mixture was refluxed for 3 h, then 25 ml saturated ammonium acetate (aq) was added, the pH adjusted to 7, and extracted with ethyl acetate 3 x 10 ml. The organic layer was dried, concentrated and applied to a silica gel column. The product was eluted with 50% ethyl acetate/petroleum ether (0.40 g, 86% yield). $^1\text{H NMR}$ (DMSO- d_6) δ 9.79 (br, 2H); 7.23 (s, 1H); 7.19-6.76 (m, 5H); 6.37 (s, 1H); 3.58 (br s, 2H); 3.11 (s, 2H); 1.50-0.98 (m, 8H); 0.72 (m, 6H). MS Da/e = 390 (MH^+). Calcd for $\text{C}_{21}\text{H}_{27}\text{NSO}_4 \cdot \text{X}0.5 \text{H}_2\text{O}$: C, 63.29; H, 7.08; N, 3.51; S, 8.05. Found: C, 63.47; H, 7.21; N, 3.36; S, 7.92.

Example 25

Preparation of (\pm)-7-Bromo-3-n-butyl-3-ethyl-2,3-dihydro-5-phenyl-1,5-benzothiazepin-4-one.

(a) (±)-7-Bromo-3-n-butyl-3-ethyl-2,3-dihydro-1,5-benzothiazepin-4(5H)-one.

To a solution of the compound of Example 1(e) (8.28 g, 31.1 mmol) in acetic acid (30 ml) at RT was added dropwise bromine (1.75 ml, 34.2 mmol) and stirred for 18h. The reaction mixture was washed once with water, extracted 2 x 20 ml ether, and the organic layer was dried, concentrated, and the residue loaded onto a silica gel column. The product was eluted with 50% ethyl acetate/petroleum ether (9.23 g, 87% yield). M.P = 104.4 °C. ¹H NMR (DMSO-d₆) δ 9.81 (s, 1H); 7.58 (s, 1H); 7.42 (d, 1H); 7.04 (d, 1H); 2.96 (s, 2H); 1.73-1.40 (m, 4H); 1.19-1.15 (m, 4H); 0.80 (t, 3H); 0.76 (t, 3H). MS Da/e = 342, 344 (MH⁺). Calcd for C₁₅H₂₀BrNSO: C, 52.63; H, 5.89; N, 4.09; S, 9.37. Found: C, 52.76; H, 5.93; N, 4.17; S, 9.21.

(b) (±)-7-Bromo-3-n-butyl-3-ethyl-2,3-dihydro-5-phenyl-1,5-benzothiazepin-4-one.

The compound of Example 25(a) (8.8 g, 23.61 mmol) was reacted with phenyl iodide according to the procedure used for Example 1(f) giving product (8.96 g, 91% yield) that is a 3:1 ratio of 7-bromide to 7-iodide that can be converted entirely to the 7-bromide by treatment with LiBr (10 eq) and copper (I) bromide (10 mol%) in refluxing DMF (18h). ¹H NMR (DMSO-d₆) δ 7.84 (d, 1H); 7.52 (dd, 1H); 7.37-7.03 (m, 5H); 6.84 (d, 1H); 3.15 (s, 2H); 1.57-1.13 (m, 8H); 0.77 (m, 6H). MS Da/e = 418, 420 (MH⁺). Calcd for C₂₁H₂₄BrNSO: C, 60.29; H, 5.78; N, 3.35; Br, 19.10. Found: C, 60.56; H, 5.83; N, 3.25; Br, 18.83.

Example 26

Preparation of (±)-3-n-butyl-3-ethyl-2,3,4,5-tetrahydro-7-methoxy-5-phenyl-1,5-benzothiazepine 1,1-dioxide.

The compound of Example 25(b) (7.71 g, 18.4 mmol) was reacted with AlH₃ using the procedure outlined for Example 3 providing an oil that was directly treated with OsO₄ according to the procedure for Example 4. The resulting sulfone was treated with sodium methoxide using the procedure for Example 22 giving the product (67% yield overall for the three steps). ¹H NMR (DMSO-d₆) δ 7.35-6.79 (m, 8H); 3.79 (s, 3H); 3.62 (br s, 2H); 3.26 (s, 2H); 1.53-1.00 (m, 8H); 0.73 (m, 6H). MS Da/e = 388 (MH⁺). Calcd for C₂₂H₂₉NSO₃: C, 68.18; H, 7.54; N, 3.61; S, 8.27. Found: C, 67.89; H, 7.65; N, 3.42; S, 8.20.

Example 27Preparation of (±)-3-n-butyl-3-ethyl-2,3,4,5-tetrahydro-5-phenyl-1,5-benzothiazepin-7-ol 1,1-dioxide.

The compound of Example 26 (1.05 g, 2.71 mmol) was treated with aluminum bromide and ethanethiol according to the procedure for Example 18 giving the title product (0.90 g, 89%). ¹H NMR (DMSO-d₆) δ 9.99 (s, 1H); 7.27-6.74 (m, 8H); 3.61 (br s, 2H); 3.20 (s, 2H); 1.50-1.00 (m, 8H); 0.73 (m, 6H). MS Da/e = 374 (MH⁺). Calcd for C₂₁H₂₇NSO₃ x 0.25 H₂O: C, 66.73; H, 7.33; N, 3.71; S, 8.48. Found: C, 66.67; H, 7.32; N, 3.67; S, 8.49.

Biological AssayIn vivo inhibition of bile acid reabsorption

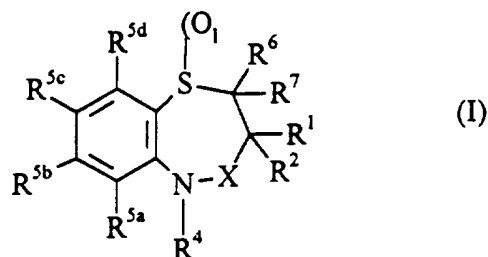
Male Spraque-Dawley rats (CD, Charles River) weighing 220-260 gm were housed in individual cages and fed normal chow. The rats were dosed by oral gavage (1ml/100 gm body weight) with test compounds as a suspension in 0.5% methylcellulose at 9:00 a.m. and 3:30 p.m. for two days. The control group received 0.5% methylcellulose. Two hours after the morning dose on day two, the rats were given a trace amount (1.3 nmoles) of 23,25 - ⁷⁵Se- homocholeic acid taurine (⁷⁵SeHCAT) in 1.0 ml saline orally. ⁷⁵SeHCAT, a synthetic gamma emitting bile acid analog which is absorbed by the ileal bile acid active uptake system similar to taurocholeic acid, has been used clinically as a measure of ileal bile acid absorption. Feces were collected over the 24 hours following ⁷⁵SeHCAT administration. Fecal content of ⁷⁵SeHCAT was determined using a Packard Auto-Gamma 5000 Series gamma-counter. The % inhibition of bile acid reabsorption is calculated as follows:

$$100 = \% \text{ inhibition} = \frac{1 \text{ minus } \frac{\text{total } ^{75}\text{SeHCAT - excreted } ^{75}\text{SeHCAT of treated}}{\text{total } ^{75}\text{SeHCAT - excreted } ^{75}\text{SeHCAT of control}}}{1} \times$$

The percent of inhibition of bile acid reabsorption in the rat using ⁷⁵SeHCAT, for the compounds of Examples 2, 4, 7 and 9 at a concentration of 10 mg/Kg was 7, 36, 20 and 29% respectively. In the same test, the compounds of Examples 18, 22, 23, and 27 at a concentration of 1 mg/kg gave between 50 and 65% inhibition of bile acid reabsorption.

What is claimed is:

- 1) The compounds of the formula (I)



wherein R^1 and R^2 are the same or different and each is optionally substituted C_{1-6} alkyl, C_{3-6} cycloalkyl, or R^1 and R^2 together with the carbon atom to which they are attached form an optionally substituted C_{3-6} spiro-cycloalkyl group;

R^4 is a C_{6-14} aryl, or a C_{3-13} heteroaryl group each optionally substituted with one to eight substituents which are the same or different and are each selected from halogen, hydroxy, nitro, phenyl- C_{1-6} alkoxy, C_{1-6} alkoxy, optionally substituted C_{1-6} alkyl, $S(O)_nR^8$, $SO_2NR^8R^9$, CO_2R^8 , $O(CH_2CH_2O)_nR^8$, OSO_2R^8 , $O(CH_2)_pSO_3R^8$, $O(CH_2)_pNR^9R^{10}$ and $O(CH_2)_pN^+R^9R^{10}R^{11}$ wherein R^8 to R^{11} are the same or different and are independently selected from hydrogen or optionally substituted C_{1-6} alkyl, and wherein p is an integer from 1-4 and n is an integer from 0-3;

R^{5a} , R^{5b} , R^{5c} , and R^{5d} each represent atoms or groups which are the same or different and each is hydrogen, halogen, cyano, R^8 -acetylide, OR^8 , optionally substituted C_{1-6} alkyl, COR^8 , $CH(OH)R^8$, $S(O)_nR^8$, $SO_2NR^8R^9$, $P(O)(OR^8)_2$, $OCOR^8$, OCF_3 , OCN , SCN , $NHCN$, CH_2OR^8 , CHO , $(CH_2)_pCN$, $CONR^9R^{10}$, $(CH_2)_pCO_2R^8$, $(CH_2)_pNR^9R^{10}$, CO_2R^8 , $NHCOCF_3$, $NHSO_2R^8$, OCH_2OR^8 , $OCH=CHR^8$, $O(CH_2CH_2O)_nR^8$, OSO_2R^8 , $O(CH_2)_pSO_3R^8$, $O(CH_2)_pNR^9R^{10}$ and $O(CH_2)_pN^+R^9R^{10}R^{11}$ wherein R^8 to R^{11} , n , and p are as hereinbefore defined; or R^{5a} and R^{5b} , R^{5b} and R^{5c} , or R^{5c} and R^{5d} together with the ring to which they are attached form a cyclic group $-O(CR^9R^{10})_mO-$ wherein R^9 and R^{10} are as hereinbefore defined and m is 1 or 2;

R^6 and R^7 are the same or different and each is hydrogen, optionally substituted C_{1-6} alkyl, C_{3-6} cycloalkyl, or R^6 and R^7 together with the carbon atom to which they are attached form an optionally substituted C_{3-6} spiro-cycloalkyl group;

X is CH_2 , $C=O$, $C=S$, or $C=NR^8$ wherein R^8 is as hereinbefore defined; and l is an integer from 0-2;

and salts, solvates or a physiologically functional derivatives thereof.

- 2) A compound of formula (I) according to claim 1 wherein R^1 is methyl or ethyl;

R^2 is methyl, ethyl or n-butyl;

R^4 is phenyl;

R^{5a} and R^{5d} are hydrogen;

R^{5b} and R^{5c} are the same or different and are each hydrogen, methyl, methoxy, hydroxy, trifluoromethyl or halo;

R^6 and R^7 are the same or different and are each hydrogen, methyl, ethyl or i-butyl;

X is CH_2 or $C=O$;

l is 2;

or a salt, solvate, or physiologically functional derivative thereof.

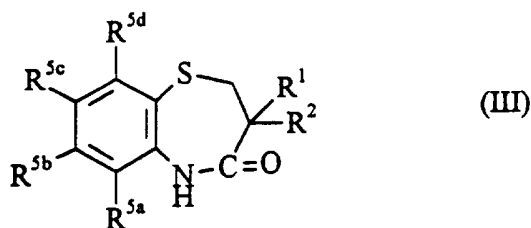
- 3) A compound of formula (I) selected from the group consisting of
 (\pm)-3-n-Butyl-3-ethyl-2,3-dihydro-5-phenyl-1,5-benzothiazepin-4-one;
 (\pm)-3-n-Butyl-3-ethyl-2,3-dihydro-5-phenyl-1,5-benzothiazepin-4-one-1,1-dioxide;
 (\pm)-3-n-Butyl-3-ethyl-2,3,4,5-tetrahydro-5-phenyl-1,5-benzothiazepine;
 (\pm)-3-n-Butyl-3-ethyl-2,3,4,5-tetrahydro-5-phenyl-1,5-benzothiazepine-1,1-dioxide;
 (\pm)-3-n-Butyl-2-isobutyl-3-ethyl-2,3,4,5-tetrahydro-5-phenyl-1,5-benzothiazepine-1,1-dioxide;
 3,3-Diethyl-2,3-dihydro-5-phenyl-1,5-benzothiazepin-4-one;
 3,3-Diethyl-2,3-dihydro-5-phenyl-1,5-benzothiazepin-4-one 1,1-dioxide;
 3,3-Diethyl-2,3,4,5-tetrahydro-5-phenyl-1,5-benzothiazepine;
 3,3-Diethyl-2,3,4,5-tetrahydro-5-phenyl-1,5-benzothiazepine-1,1-dioxide;

3,3-Dimethyl-2,3-dihydro-5-phenyl-1,5-benzothiazepin-4-one;
3,3-Dimethyl-2,3-dihydro-5-phenyl-1,5-benzothiazepin-4-one-1,1-dioxide;
3,3-Dimethyl-2,3,4,5-tetrahydro-5-phenyl-1,5-benzothiazepine;
3,3-Dimethyl-2,3,4,5-tetrahydro-5-phenyl-1,5-benzothiazepine-1,1-dioxide;
(±)-3-n-Butyl-3-ethyl-2,3,4,5-tetrahydro-7,8-dimethoxy-5-phenyl-1,5-benzothiazepine-1,1-dioxide;
3,3-Diethyl-2,3,4,5-tetrahydro-7,8-dimethoxy-5-phenyl-1,5-benzothiazepine-1,1-dioxide;
(±)-3-n-Butyl-3-ethyl-2,3,4,5-tetrahydro-8-methoxy-5-phenyl-1,5-benzothiazepine-1,1-dioxide;
3,3-Diethyl-2,3,4,5-tetrahydro-8-methoxy-5-phenyl-1,5-benzothiazepine-1,1-dioxide;
(±)-3-n-Butyl-3-ethyl-2,3,4,5-tetrahydro-5-phenyl-1,5-benzothiazepin-8-ol-1,1-dioxide;
3,3-Diethyl-2,3,4,5-tetrahydro-5-phenyl-1,5-benzothiazepin-8-ol-1,1-dioxide;
(±)-3-n-Butyl-3-ethyl-2,3,4,5-tetrahydro-7-methoxy-5-phenyl-1,5-benzothiazepin-8-ol-1,1-dioxide;
3,3-Diethyl-2,3,4,5-tetrahydro-7-methoxy-5-phenyl-1,5-benzothiazepin-8-ol-1,1-dioxide;
(±)-7-bromo-3-n-Butyl-3-ethyl-2,3,4,5-tetrahydro-8-methoxy-5-phenyl-1,5-benzothiazepine-1,1-dioxide;
7-bromo-3,3-Diethyl-2,3,4,5-tetrahydro-8-methoxy-5-phenyl-1,5-benzothiazepine-1,1-dioxide;
(±)-3-n-Butyl-3-ethyl-2,3,4,5-tetrahydro-5-phenyl-1,5-benzothiazepin-7,8-diol-1,1-dioxide;
3,3-Diethyl-2,3,4,5-tetrahydro-5-phenyl-1,5-benzothiazepin-7,8-diol-1,1-dioxide;
(±)-3-n-Butyl-3-ethyl-2,3,4,5-tetrahydro-8-methoxy-5-phenyl-1,5-benzothiazepine-1-monoxide;
3,3-Diethyl-2,3,4,5-tetrahydro-8-methoxy-5-phenyl-1,5-benzothiazepine-1-monoxide;
(±)-3-n-Butyl-3-ethyl-2,3,4,5-tetrahydro-5-phenyl-1,5-benzothiazepin-8-ol-1-monoxide;
3,3-Diethyl-2,3,4,5-tetrahydro-5-phenyl-1,5-benzothiazepin-8-ol-1-monoxide;
(±)-3-n-Butyl-3-ethyl-2,3-dihydro-8-methoxy-5-phenyl-1,5-benzothiazepin-4-one;
(±)-3-n-Butyl-3-ethyl-2,3,4,5-tetrahydro-8-methoxy-5-phenyl-1,5-benzothiazepine;
(±)-3-n-Butyl-3-ethyl-2,3,4,5-tetrahydro-8-methoxy-5-phenyl-1,5-benzothiazepine-1,1-dioxide;
(±)-3-n-Butyl-3-ethyl-2,3,4,5-tetrahydro-8-hydroxy-5-phenyl-1,5-benzothiazepine-1,1-dioxide;

- (±)-7-Bromo-3-n-butyl-3-ethyl-2,3-dihydro-8-methoxy-5-phenyl-1,5-benzothiazepin-4-one;
- (±)-7-Bromo-3-n-butyl-3-ethyl-2,3,4,5-tetrahydro-8-methoxy-5-phenyl-1,5-benzothiazepine 1,1-dioxide;
- (±)-7-Bromo-3-n-butyl-3-ethyl-2,3,4,5-tetrahydro-5-phenyl-1,5-benzothiazepin-8-ol 1,1-dioxide;
- (±)-3-n-butyl-3-ethyl-2,3,4,5-tetrahydro-7-methoxy-5-phenyl-1,5-benzothiazepin-8-ol 1,1-dioxide;
- (±)-3-n-butyl-3-ethyl-2,3,4,5-tetrahydro-7,8-dimethoxy-5-phenyl-1,5-benzothiazepine 1,1-dioxide;
- (±)-3-n-butyl-3-ethyl-2,3,4,5-tetrahydro-5-phenyl-1,5-benzothiazepine-7,8-diol 1,1-dioxide;
- (±)-7-Bromo-3-n-butyl-3-ethyl-2,3-dihydro-5-phenyl-1,5-benzothiazepin-4-one;
- (±)-3-n-butyl-3-ethyl-2,3,4,5-tetrahydro-7-methoxy-5-phenyl-1,5-benzothiazepine 1,1-dioxide; and
- (±)-3-n-butyl-3-ethyl-2,3,4,5-tetrahydro-5-phenyl-1,5-benzothiazepin-7-ol 1,1-dioxide.
- 4) A compound of formula (I) selected from:
- (±)-3-n-butyl-3-ethyl-2,3,4,5-tetrahydro-7-methoxy-5-phenyl-1,5-benzothiazepin-8-ol 1,1-dioxide; and
- (±)-3-n-Butyl-3-ethyl-2,3,4,5-tetrahydro-8-hydroxy-5-phenyl-1,5-benzothiazepine-1,1-dioxide
- or a salt, solvate, or physiologically functional derivative thereof.
- 5) A method of treating a clinical condition in a mammal for which a bile acid uptake inhibitor is indicated which comprises, administering to a mammal an effective bile acid uptake inhibition amount of a compound of formula (I) according to any of claims 1 to 4 or of a pharmaceutically acceptable salt, solvate, or physiologically functional derivative thereof.
- 6) A method of treating a hyperlipidemic condition in a mammal which comprises, administering to the mammal an effective hyperlipidemic treatment amount of compound of formula (I) according to any of claims 1 to 4 or of a pharmaceutically acceptable salt, solvate, or physiologically functional derivative thereof.
- 7) The method of claim 6 wherein the hyperlipidemic condition is atherosclerosis.

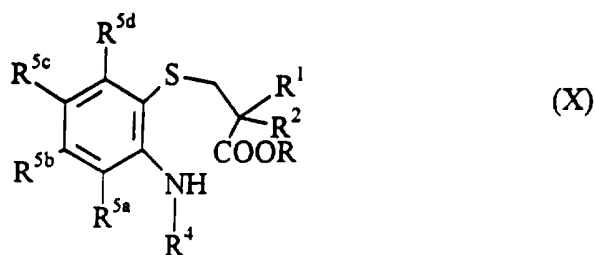
- 8) A compound of formula (I) according to any of claims 1 to 4 or a pharmaceutically acceptable salt, solvate, or physiologically functional derivative thereof, for use in medicine.
- 9) A compound of formula (I) according to any of claims 1 to 4 or a pharmaceutically acceptable salt, solvate, or physiologically functional derivative thereof for use in the prophylaxis or treatment of a hyperlipidaemic condition.
- 10) A compound of formula (I) according to any of claims 1 to 4 or a pharmaceutically acceptable salt, solvate, or physiologically functional derivative thereof for use in the manufacture of a medicament for the treatment of a hyperlipidemic condition.
- 11) A pharmaceutical composition comprising a compound of formula (I) according to any of claims 1 to 4 or a pharmaceutically acceptable salt, solvate, or physiologically functional derivative thereof, at least one pharmaceutically acceptable carrier and, optionally, one or more other physiologically active agents.
- 12) A process for the manufacture of a compound of formula (I) according to any of claims 1 to 4, or a salt, solvate, or physiologically functional derivative thereof, which comprises either:

(a) reaction of a compound of formula (III)



wherein R^1 , R^2 and $R^{5a,b,c,d}$ are as hereinbefore defined, with the appropriate R^4-Z wherein R^4 is as hereinbefore defined and Z is a suitable leaving group; or

(b) cyclizing compounds of formula (X)



wherein R^1 , R^2 , R^4 , and $R^{5a,b,c,d}$ are as hereinbefore defined,
and then :

- (i) when l is to be 1 or 2, oxidation of the thio moiety; and/or
- (ii) when X is to be $C=S$, conversion of the $C=O$ moiety; and/or
- (iii) when X is to be CH_2 , reduction of the $C=O$ moiety; and/or
- (iii) when R^6 and/or R^7 are to be other than hydrogen, reaction with the appropriate compound of formula R^6-Z and/or R^7-Z wherein R^6, R^7 , and Z are as hereinbefore defined, and/or
- (iv) optional conversion of the resulting compound of formula(I) to a salt, solvate, or physiologically functional derivative thereof, and/or
- (v) optional resolution of any optical isomers of the compound of formula (I).

INTERNATIONAL SEARCH REPORT

International Application No
PCT/GB 95/02700

A. CLASSIFICATION OF SUBJECT MATTER
 IPC 6 C07D281/10 C07F9/6536 C07D417/04 C07D513/04 A61K31/55
 A61K31/675

According to International Patent Classification (IPC) or to both national classification and IPC

B. FIELDS SEARCHED

Minimum documentation searched (classification system followed by classification symbols)
 IPC 6 C07D

Documentation searched other than minimum documentation to the extent that such documents are included in the fields searched

Electronic data base consulted during the international search (name of data base and, where practical, search terms used)

C. DOCUMENTS CONSIDERED TO BE RELEVANT

Category *	Citation of document, with indication, where appropriate, of the relevant passages	Relevant to claim No.
A	WO,A,93 16055 (THE WELLCOME FOUNDATION LIMITED) 19 August 1993 cited in the application see the whole document ---	1-12
A	GB,A,2 141 027 (TANABE SEIYAKU CO LTD) 12 December 1984 see the whole document -----	1-12

Further documents are listed in the continuation of box C.

Patent family members are listed in annex.

* Special categories of cited documents :

- 'A' document defining the general state of the art which is not considered to be of particular relevance
- 'E' earlier document but published on or after the international filing date
- 'L' document which may throw doubts on priority claim(s) or which is cited to establish the publication date of another citation or other special reason (as specified)
- 'O' document referring to an oral disclosure, use, exhibition or other means
- 'P' document published prior to the international filing date but later than the priority date claimed

- 'T' later document published after the international filing date or priority date and not in conflict with the application but cited to understand the principle or theory underlying the invention
- 'X' document of particular relevance; the claimed invention cannot be considered novel or cannot be considered to involve an inventive step when the document is taken alone
- 'Y' document of particular relevance; the claimed invention cannot be considered to involve an inventive step when the document is combined with one or more other such documents, such combination being obvious to a person skilled in the art.
- '&' document member of the same patent family

Date of the actual completion of the international search

6 February 1996

Date of mailing of the international search report

16.02.96

Name and mailing address of the ISA

European Patent Office, P.B. 5818 Patentlaan 2
 NL - 2280 HV Rijswijk
 Tel. (+ 31-70) 340-2040, Tx. 31 651 epo nl,
 Fax: (+ 31-70) 340-3016

Authorized officer

Allard, M

INTERNATIONAL SEARCH REPORT

International application No.

PCT/GB95/02700

Box I Observations where certain claims were found unsearchable (Continuation of item 1 of first sheet)

This international search report has not been established in respect of certain claims under Article 17(2)(a) for the following reasons:

1. Claims Nos.:
because they relate to subject matter not required to be searched by this Authority, namely:
Although claims 5-7 are directed to a method of treatment of the human/
animal body, the search has been carried out and based on the alleged
effects of the compounds/compositions.
2. Claims Nos.:
because they relate to parts of the international application that do not comply with the prescribed requirements to such
an extent that no meaningful international search can be carried out, specifically:
3. Claims Nos.:
because they are dependent claims and are not drafted in accordance with the second and third sentences of Rule 6.4(a).

Box II Observations where unity of invention is lacking (Continuation of item 2 of first sheet)

This International Searching Authority found multiple inventions in this international application, as follows:

1. As all required additional search fees were timely paid by the applicant, this international search report covers all
searchable claims.
2. As all searchable claims could be searched without effort justifying an additional fee, this Authority did not invite payment
of any additional fee.
3. As only some of the required additional search fees were timely paid by the applicant, this international search report
covers only those claims for which fees were paid, specifically claims Nos.:
4. No required additional search fees were timely paid by the applicant. Consequently, this international search report is
restricted to the invention first mentioned in the claims; it is covered by claims Nos.:

Remark on Protest

- The additional search fees were accompanied by the applicant's protest.
- No protest accompanied the payment of additional search fees.

INTERNATIONAL SEARCH REPORT

International Application No

PCT/GB 95/02700

Patent document cited in search report	Publication date	Patent family member(s)	Publication date
WO-A-9316055	19-08-93	AU-B- 3508293	03-09-93
		CA-A- 2117485	19-08-93
		EP-A- 0626952	07-12-94
		FI-A- 943775	16-08-94
		HU-A- 71487	28-11-95
		JP-T- 7503724	20-04-95

GB-A-2141027	12-12-84	JP-C- 1469396	30-11-88
		JP-A- 59231018	25-12-84
		JP-B- 63017810	15-04-88
		BE-A- 899867	01-10-84
		CH-A- 661867	31-08-87
		DE-A- 3419425	13-12-84
		FR-A, B 2547730	28-12-84
		NL-A- 8401793	02-01-85
		SE-B- 465352	02-09-91
		SE-A- 8403042	11-12-84
