



US00D407313S

United States Patent [19]
Wadsworth et al.

[11] **Patent Number: Des. 407,313**
[45] **Date of Patent: **Mar. 30, 1999**

[54] **SPRAYER HEAD FOR MANUALLY ACTUATED PUMP SPRAYER**

[75] Inventors: **Ronald Wadsworth**, Cambria; **Li Chen**, Brea; **Tanny Li**, Walnut, all of Calif.

[73] Assignee: **Calmar Inc.**, City of Industry, Calif.

[**] Term: **14 Years**

[21] Appl. No.: **76,478**

[22] Filed: **Sep. 15, 1997**

[51] **LOC (6) Cl.** **09-07**

[52] **U.S. Cl.** **D9/448; D9/445**

[58] **Field of Search** D9/300, 435, 445, D9/447, 448, 449; 220/915; 222/402.1, 402.13, 402.15

[56] **References Cited**

U.S. PATENT DOCUMENTS

D. 195,701	7/1963	Chermayeff	D9/300
D. 220,941	6/1971	Usen	D9/300
D. 246,895	1/1978	Van Der Heijden	D9/448
D. 255,012	5/1980	Ostrowsky	D9/448

D. 255,098	5/1980	Hayes et al.	D9/448
D. 310,723	9/1990	Su	D9/300 X
D. 327,003	6/1992	Schneider et al.	D9/300
3,198,399	8/1965	Sagarin	222/402.13 X
3,199,741	8/1965	Lehmann	222/402.13
3,227,321	1/1966	Sagarin	222/402.13
4,549,674	10/1985	Alticosalian	222/402.13 X

Primary Examiner—James Gandy
Assistant Examiner—Cathron B. Matta
Attorney, Agent, or Firm—Watson Cole Grindle Watson, P.L.L.C.

[57] **CLAIM**

The ornamental design for a sprayer head for manually actuated pump sprayer, as shown and described.

DESCRIPTION

FIG. 1 is a rear perspective view of the sprayer head for a manually actuated pump sprayer showing our new design; FIG. 2 is a top plan view thereof; FIG. 3 is a left side elevational view thereof, the right side elevational view being a mirror image; FIG. 4 is a front elevational view thereof; and, FIG. 5 is a rear elevational view thereof.

1 Claim, 1 Drawing Sheet

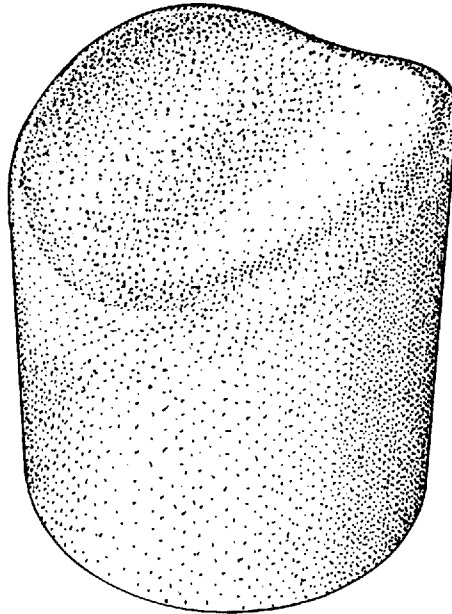


FIG. 1

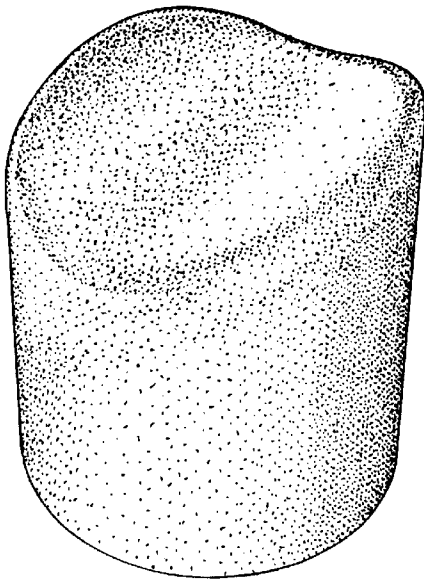


FIG. 2

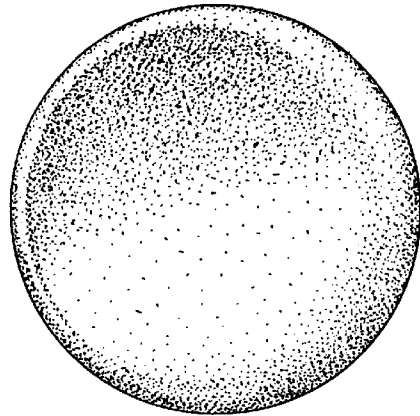


FIG. 3

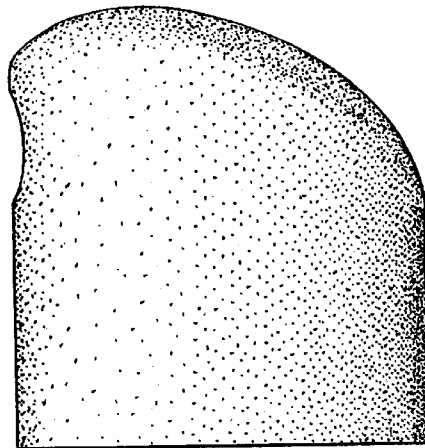


FIG. 4

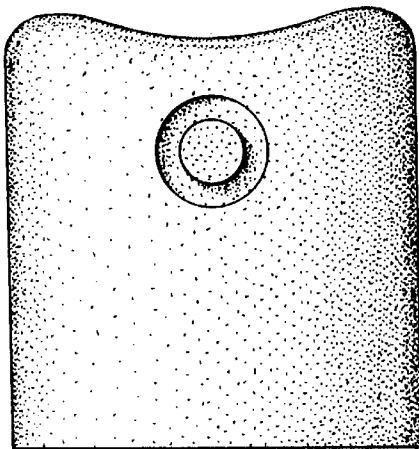


FIG. 5

