

[54] CONTAINER FOR A SAMPLE OF LIQUID SERUM OR THE LIKE

[75] Inventor: Takayuki Aihara, Hachioji, Japan

[73] Assignee: Olympus Optical Co. Ltd., Tokyo, Japan

[**] Term: 14 Years

[21] Appl. No.: 472,623

[22] Filed: Mar. 7, 1983

[30] Foreign Application Priority Data

Sep. 6, 1982 [JP] Japan 57-40640

[52] U.S. Cl. D24/29; D24/17

[58] Field of Search D24/17, 7, 8, 21, 22, D24/29; 422/102; 356/246

[56] References Cited

U.S. PATENT DOCUMENTS

3,627,432 12/1971 Bergmann 422/102 X
3,994,594 11/1976 Sandrock et al. 422/102 X

FOREIGN PATENT DOCUMENTS

201837 12/1982 Japan 356/246
1322728 7/1973 United Kingdom 356/246

OTHER PUBLICATIONS

Cole-Parmer Instrument Company, Disposable Cuvettes, p. 334, copyright 1982.

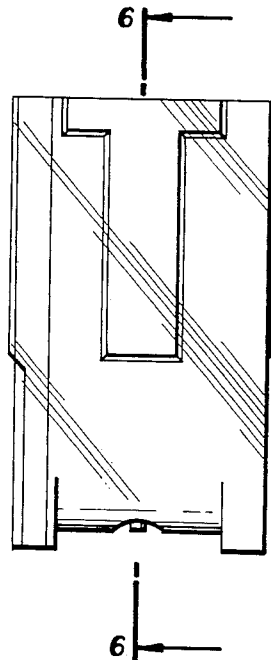
Primary Examiner—A. Hugo Word
Assistant Examiner—Stella M. Reid
Attorney, Agent, or Firm—Parkhurst & Oliff

[57] CLAIM

The ornamental design for a container for a sample of liquid serum or the like, as shown.

DESCRIPTION

FIG. 1 is a front or back view of the container; FIG. 2 is a view of either side of the container; FIG. 3 is a top plan view of the container; FIG. 4 is a bottom plan view of the container; FIG. 5 is a cross-sectional view of the container taken along line 5—5 through FIG. 2; and FIG. 6 is a cross-sectional view of the container taken along line 6—6 through FIG. 1.



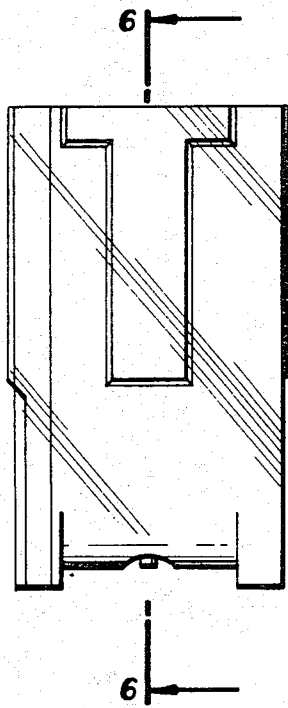


FIG. 1

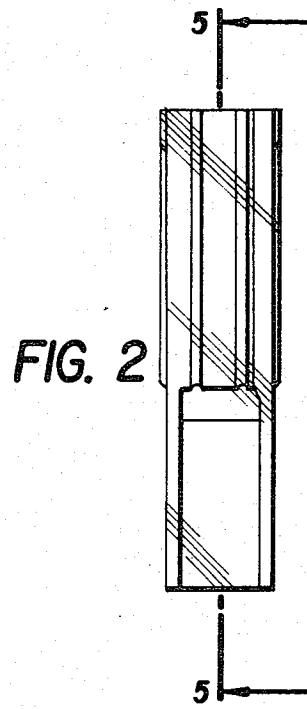


FIG. 2

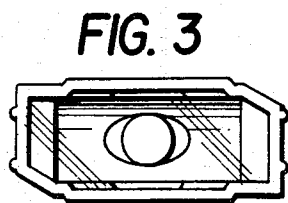


FIG. 3

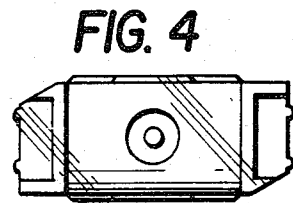


FIG. 4

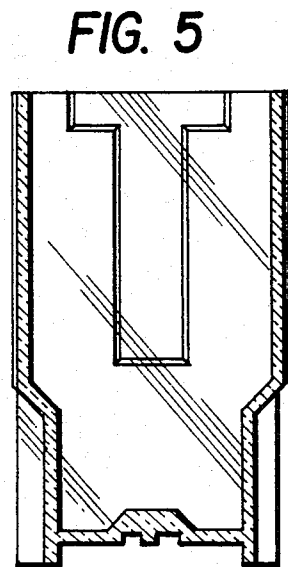


FIG. 5

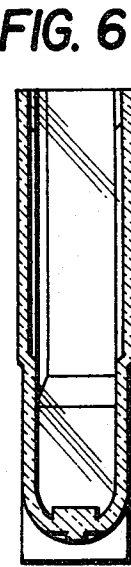


FIG. 6