



US00D699828S

(12) **United States Design Patent**
Saitou

(10) **Patent No.:** **US D699,828 S**

(45) **Date of Patent:** **** Feb. 18, 2014**

(54) **AIR CONDITIONER**

(71) Applicant: **Yumi Saitou**, Kusatsu (JP)

(72) Inventor: **Yumi Saitou**, Kusatsu (JP)

(73) Assignee: **Daikin Industries Ltd.**, Osaka-shi,
Osaka-fu (JP)

(**) Term: **14 Years**

(21) Appl. No.: **29/442,936**

(22) Filed: **Jun. 14, 2013**

(51) **LOC (10) Cl.** **23-03**

(52) **U.S. Cl.**
USPC **D23/351**

(58) **Field of Classification Search**
USPC D23/351-354, 385, 355, 357, 361;
312/236; 62/259.1, 259.4, 262-263,
62/304; 454/330-331, 349-350
See application file for complete search history.

(56) **References Cited**

U.S. PATENT DOCUMENTS

D580,036 S * 11/2008 Nakamura D23/351
D641,847 S * 7/2011 Seki D23/351

D642,250 S * 7/2011 Chouji D23/351
D683,832 S * 6/2013 Satou D23/351
D689,176 S * 9/2013 Kato et al. D23/351

* cited by examiner

Primary Examiner — Brian N Vinson

(74) *Attorney, Agent, or Firm* — Manabu Kanesaka

(57) **CLAIM**

The ornamental design for an air conditioner, as shown and described.

DESCRIPTION

FIG. 1 is a perspective view of an air conditioner showing my new design;
FIG. 2 is a front view thereof;
FIG. 3 is a rear view thereof;
FIG. 4 is a plan view thereof;
FIG. 5 is a bottom view thereof;
FIG. 6 is a left side view thereof;
FIG. 7 is a right side view thereof; and,
FIG. 8 is a cross-sectional view thereof taken along the line 8-8 in FIG. 2.

The broken lines depict portions of the air-conditioner that form no part of claimed design.

1 Claim, 7 Drawing Sheets

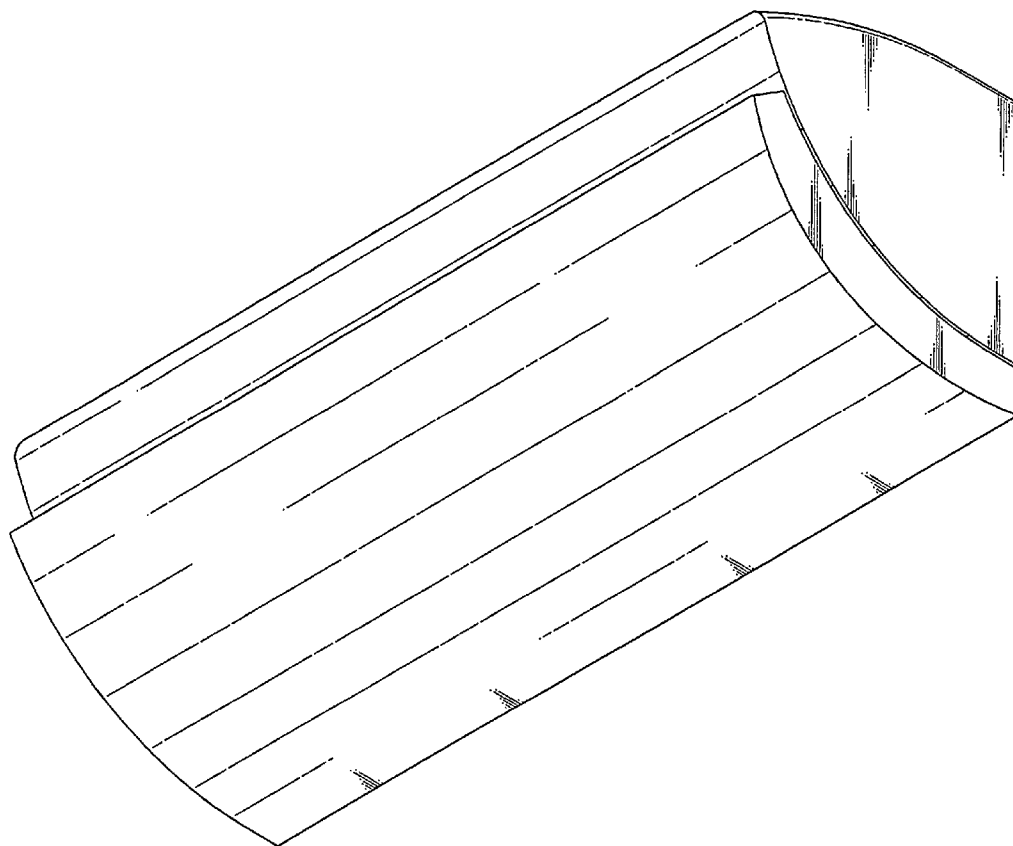


Fig. 1

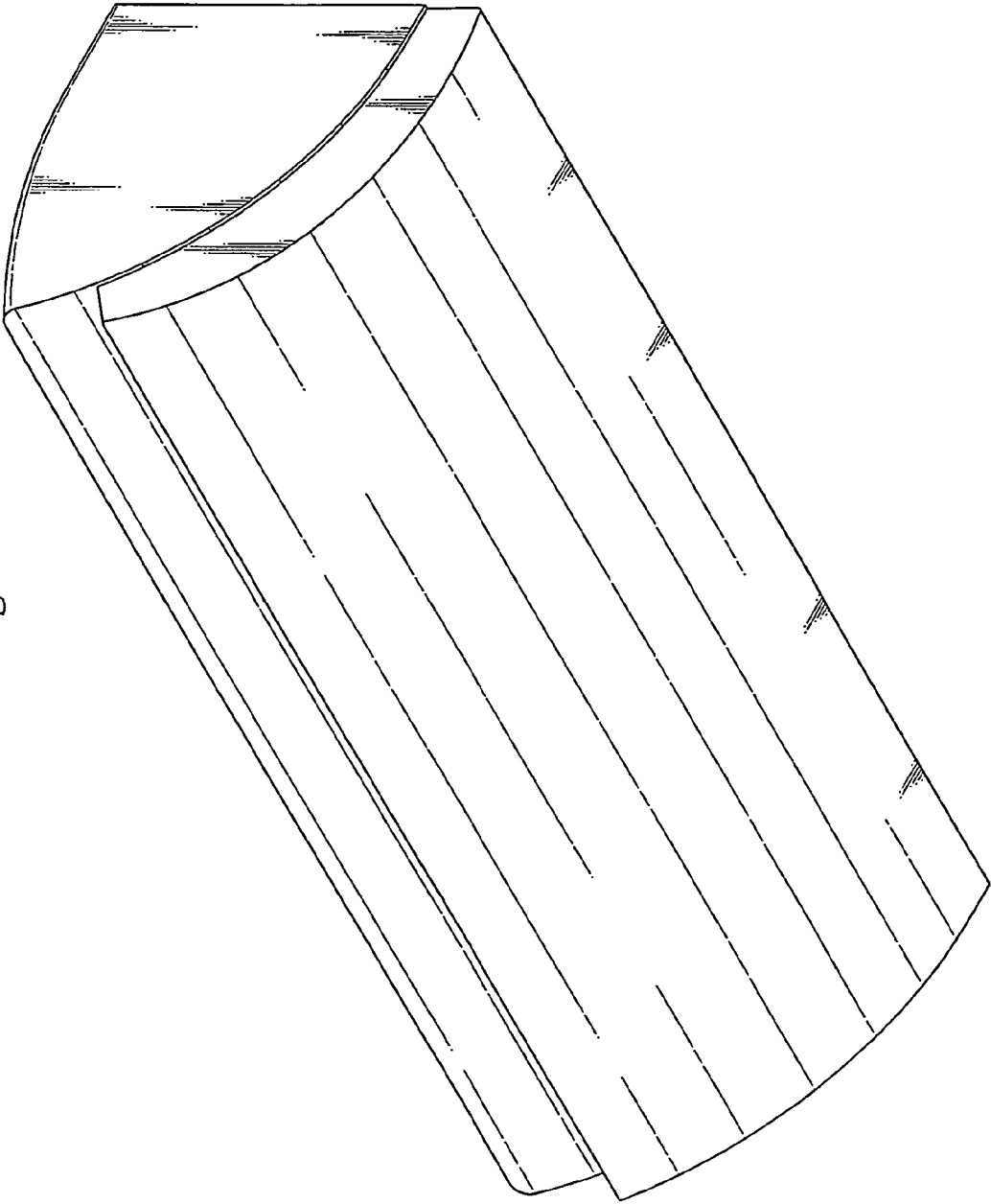



Fig. 2

8 ↙



8 ↘

Fig. 3




Fig. 4




Fig. 5




Fig. 7

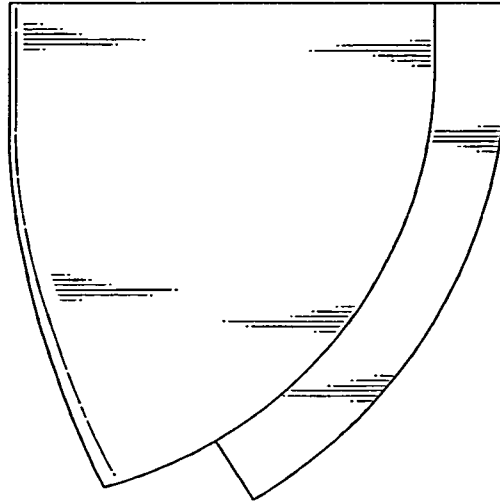


Fig. 6

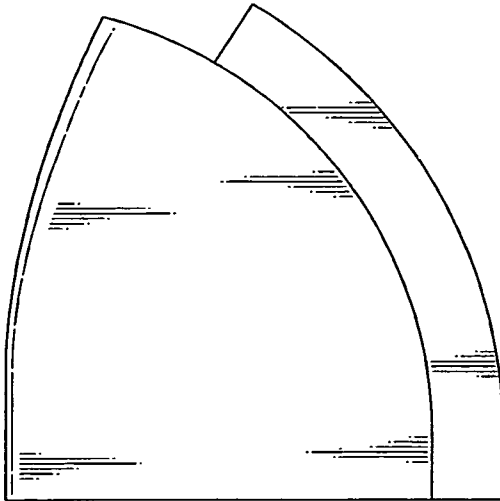


Fig. 8

