



(12) **United States Design Patent**
Cai et al.

(10) **Patent No.:** **US D1,020,258 S**
(45) **Date of Patent:** **** Apr. 2, 2024**

- (54) **ELECTRIC TOOTHBRUSH**
- (71) Applicant: **Chaozhou Lejiu Plastic Co., Ltd.**,
Chaozhou (CN)
- (72) Inventors: **Liwei Cai**, Shantou (CN); **Qilin Chen**,
Suzhou (CN)
- (73) Assignee: **Chaozhou Lejiu Plastic Co., Ltd.**,
Chaozhou (CN)
- (**) Term: **15 Years**
- (21) Appl. No.: **29/790,559**
- (22) Filed: **Dec. 3, 2021**
- (51) **LOC (14) Cl.** **04-02**
- (52) **U.S. Cl.**
USPC **D4/101**
- (58) **Field of Classification Search**
USPC D4/100, 101, 104, 107, 110, 113, 121,
D4/130, 132, 134, 138, 199; D24/176;
D30/158, 159
CPC .. A46B 1/00; A46B 3/00; A46B 3/005; A46B
3/02; A46B 3/04; A46B 3/20; A46B 3/22;
A46B 5/00; A46B 5/002; A46B 5/0025;
A46B 5/0029; A46B 5/0033; A46B
5/0037; A46B 5/0054; A46B 5/0062;
A46B 5/0066; A46B 5/0095; A46B 5/02;
A46B 5/021; A46B 7/00; A46B 7/06;
A46B 9/00; A46B 9/005; A46B 9/02;
A46B 9/026; A46B 9/028; A46B 9/04;
A46B 13/00; A46B 13/001; A46B 13/02;
A46B 13/023; A46B 13/08; A46B
2200/00; A46B 2200/10; A46B
2200/1026; A46B 2200/1066; A46B
2200/1073; A46B 2200/108; A46B
2200/30; A46B 15/00; A46B 15/0002;
A46B 15/0016; A46D 1/02; A46D 3/00;
A46D 3/005; A61C 15/00; A61C 17/00;
A61C 17/16; G09B 19/0084; A45B
15/00; A45B 15/0002; A45B 15/0016

See application file for complete search history.

(56) **References Cited**

U.S. PATENT DOCUMENTS

D891,115 S *	7/2020	Damavandi	D4/101
D945,774 S *	3/2022	Zhao	D4/101
D952,349 S *	5/2022	McGann	D4/101
D954,442 S *	6/2022	Zhao	D4/101

(Continued)

OTHER PUBLICATIONS

Whitop ED05 Kids Electric Toothbrush, posted Feb. 5, 2022 [online], [retrieved Jun. 6, 2023]. Retrieved from internet, <https://www.amazon.co.uk/dp/B09Q6C3MCR/?th=1> (Year: 2023).*

Primary Examiner — Alison M Ofstun

Assistant Examiner — Evin F Ershock

(74) *Attorney, Agent, or Firm* — Jose Cherson Weissbrot

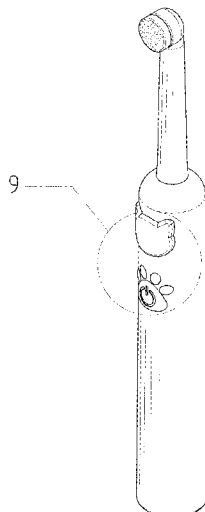
(57) **CLAIM**

The ornamental design for an electric toothbrush, as shown and described.

DESCRIPTION

FIG. 1 is a first perspective view of an electric toothbrush showing our new design;
 FIG. 2 is a second perspective view thereof;
 FIG. 3 is a front view thereof;
 FIG. 4 is a back view thereof;
 FIG. 5 is a left side view thereof;
 FIG. 6 is a right side view thereof;
 FIG. 7 is a top view thereof;
 FIG. 8 is a bottom view thereof; and,
 FIG. 9 is an enlarged view of the selected portion in FIG. 1. The dash-dash broken lines shown in the drawings depict portions of the article, and form no part of the claimed design. The dot-dash broken lines shown in FIGS. 1 and 9 are for the purpose of enlarged view indicators, and form no part of the claimed design.

1 Claim, 9 Drawing Sheets



(56)

References Cited

U.S. PATENT DOCUMENTS

D959,148	S	*	8/2022	Damavandi	D4/101
D959,844	S	*	8/2022	Xie	D4/101
D961,934	S	*	8/2022	Ji	D4/101
D963,345	S	*	9/2022	Ji	D4/101
D968,810	S	*	11/2022	Ji	D4/101
D971,609	S	*	12/2022	Takahashi	D4/101
D972,304	S	*	12/2022	Peng	D4/101
D972,306	S	*	12/2022	Liang	D4/101
D986,597	S	*	5/2023	Walter	D4/101

* cited by examiner

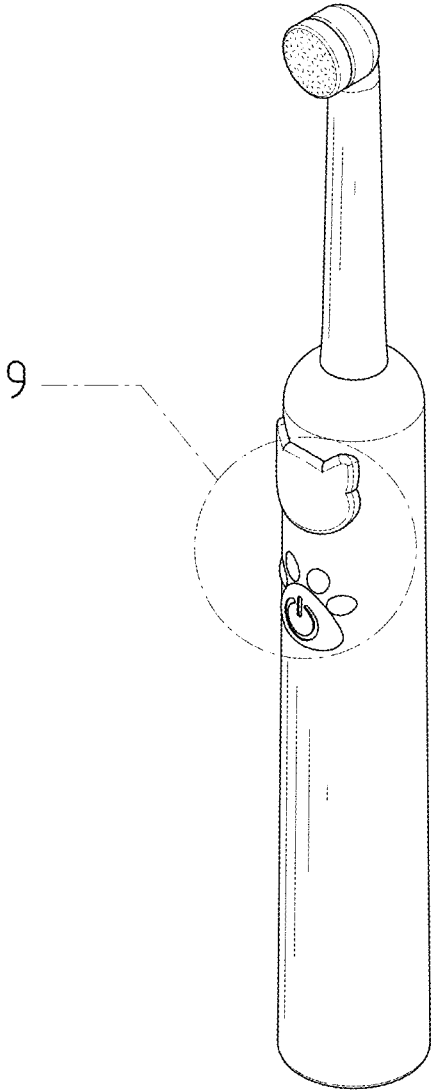


FIG. 1




FIG. 2

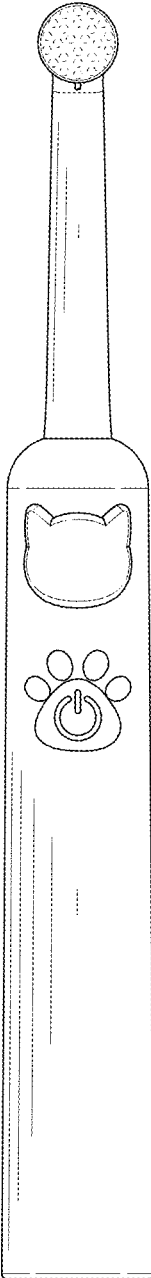


FIG. 3



FIG. 4




FIG. 5




FIG. 6

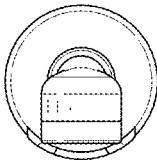


FIG. 7

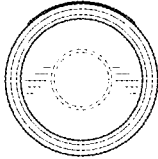


FIG. 8

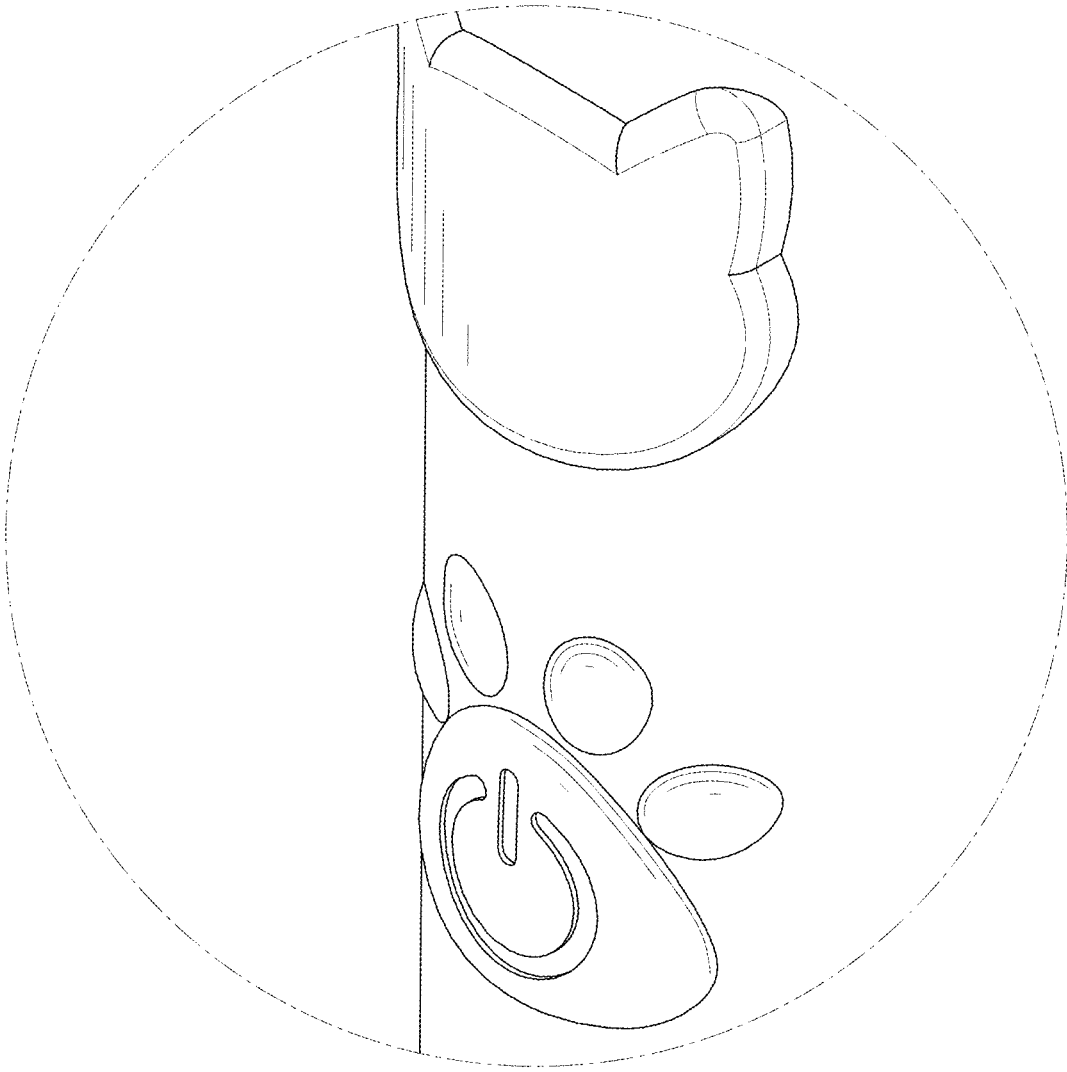


FIG. 9