

(12) **United States Design Patent** (10) **Patent No.:** **US D905,053 S**
Liu et al. (45) **Date of Patent:** **** Dec. 15, 2020**

(54) **HARD DISC DRIVE**
 (71) Applicant: **Shenzhen Xfanic Technology Co., Ltd.**,
 Shenzhen (CN)
 (72) Inventors: **Xiangping Liu**, Shenzhen (CN); **Qi Chen**,
 Shenzhen (CN); **Xiongwei Li**, Shenzhen (CN); **Biao Ouyang**,
 Shenzhen (CN); **Ruikun Li**, Shenzhen (CN)
 (**) Term: **15 Years**
 (21) Appl. No.: **29/705,429**
 (22) Filed: **Sep. 12, 2019**
 (30) **Foreign Application Priority Data**

Sep. 6, 2019 (EM) 006825154

(51) **LOC (12) Cl.** **14-02**

(52) **U.S. Cl.**
 USPC **D14/356**; D14/363; D14/348

(58) **Field of Classification Search**
 USPC D14/348-370, 383-385, 432, 433, 435,
 D14/436, 474, 480, 440, 498, 500, 502,
 D14/300-302, 314, 125, 135, 155, 496,
 D14/240-242, 299, 203.1, 203.3;
 D13/103, 107, 108, 110, 119, 158, 162,
 D13/184, 199, 168; D3/276, 294, 373;
 D10/46, 49, 75, 104.1
 CPC ... G11B 33/027; G11B 33/122; G11B 33/124;
 G11B 33/00; G11B 33/02; G11B 33/022;
 G11B 33/025; H05K 5/00; H05K 5/0213;
 H05K 7/00; H05K 7/1427
 See application file for complete search history.

(56) **References Cited**

U.S. PATENT DOCUMENTS

D348,448 S * 7/1994 Read D14/365
 D404,723 S * 1/1999 Avery D14/365

D404,730 S * 1/1999 Avery D14/442
 D405,433 S * 2/1999 Avery D14/442
 D409,586 S * 5/1999 Avery D14/368
 D436,959 S * 1/2001 Reynolds D14/368
 D442,955 S * 5/2001 Reynolds D14/356
 D449,832 S * 10/2001 Reynolds D14/368
 D450,695 S * 11/2001 Reynolds D14/368
 D491,166 S * 6/2004 Hakoda D14/214
 D517,065 S * 3/2006 Ko D14/365
 D565,568 S * 4/2008 Trifilio D14/356
 D565,571 S * 4/2008 Trifilio D14/356
 D591,289 S * 4/2009 Tsuchiya D14/363
 D599,346 S * 9/2009 Thia D14/356
 D600,672 S * 9/2009 Kim D14/203.1
 D602,019 S * 10/2009 Wang D14/356
 D606,549 S * 12/2009 He D14/480.7
 D626,126 S * 10/2010 Park D14/365
 D631,482 S * 1/2011 Yu D14/480.5
 D672,309 S * 12/2012 Tien D13/108

(Continued)

Primary Examiner — Marie D. Fast Horse

(74) *Attorney, Agent, or Firm* — HYIP

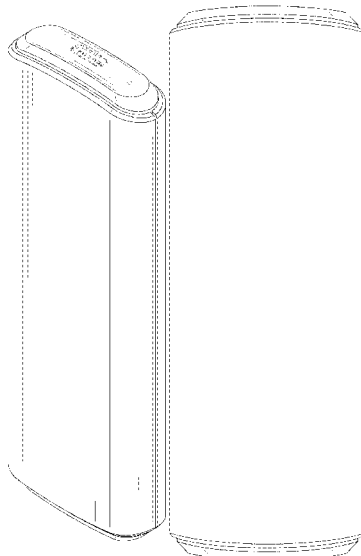
(57) **CLAIM**

The ornamental design for a hard disc drive, as shown and described.

DESCRIPTION

FIG.1 is a first perspective view of a hard disc drive showing our new design;
 FIG.2 is a second perspective view thereof;
 FIG.3 is a front view thereof;
 FIG.4 is a back view thereof;
 FIG.5 is a left side view thereof;
 FIG.6 is a right side view thereof;
 FIG.7 is a top view thereof; and,
 FIG.8 is a bottom view thereof;
 The broken lines shown in the drawings depict portions of the hard disc drive in which the design is embodied that form no part of the claimed design.

1 Claim, 8 Drawing Sheets



(56)

References Cited

U.S. PATENT DOCUMENTS

D689,859	S	*	9/2013	Kurata	D14/365
D693,808	S	*	11/2013	Kim	D14/365
D706,779	S	*	6/2014	Kawasaki	D14/356
D708,129	S	*	7/2014	Houghton	D13/103
D739,405	S	*	9/2015	Razdan	D14/365
D757,645	S	*	5/2016	Oliver	D13/103
D759,661	S	*	6/2016	Liao	D14/480.7
D801,967	S	*	11/2017	Razdan	D14/365
D814,405	S	*	4/2018	Hahn	D13/107
D816,648	S	*	5/2018	Kwak	D14/240
D819,022	S	*	5/2018	Shim	D14/363
D819,023	S	*	5/2018	Shim	D14/363
D819,633	S	*	6/2018	Jun	D14/363
D829,719	S	*	10/2018	Shim	D14/348
D837,790	S	*	1/2019	Wu	D14/435
D843,998	S	*	3/2019	Bolotin	D14/365
D844,604	S	*	4/2019	Bolotin	D14/365
D847,813	S	*	5/2019	Jun	D14/356
D848,418	S	*	5/2019	Jun	D14/356
D848,419	S	*	5/2019	Jun	D14/356
D853,396	S	*	7/2019	Kong	D14/434
D864,205	S	*	10/2019	Wang	D14/433
D878,373	S	*	3/2020	Zhang	D14/433
D883,983	S	*	5/2020	Zhang	D14/433
D886,825	S	*	6/2020	Zhang	D14/433
D892,124	S	*	8/2020	Shim	D14/435
2004/0190192	A1	*	9/2004	Huang	G11B 33/122 360/99.13

* cited by examiner




FIG. 1




FIG. 2




FIG. 3




FIG. 4




FIG. 5

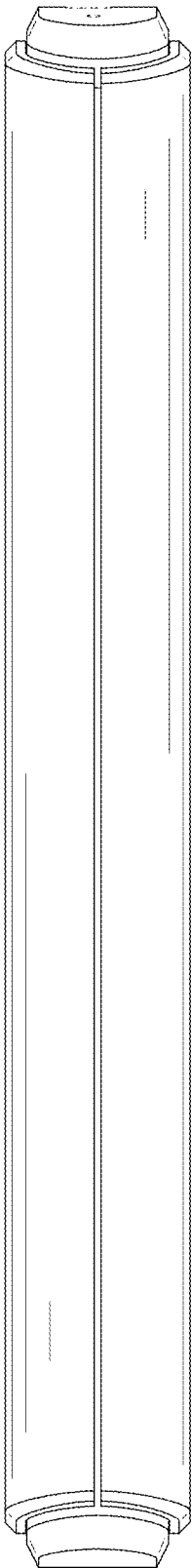


FIG. 6

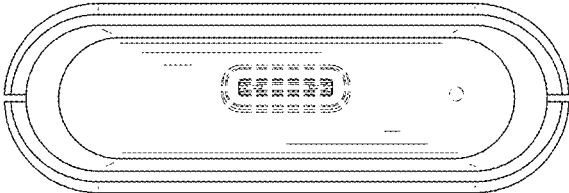


FIG. 7




FIG. 8