



US00D803011S

(12) **United States Design Patent**
Liu

(10) **Patent No.:** **US D803,011 S**

(45) **Date of Patent:** **** Nov. 21, 2017**

- (54) **KNIFE HANDLE AND BOLSTER**
- (71) Applicant: **Yunxing Liu**, Irvine, CA (US)
- (72) Inventor: **Yunxing Liu**, Irvine, CA (US)
- (**) Term: **15 Years**
- (21) Appl. No.: **29/547,173**
- (22) Filed: **Dec. 1, 2015**
- (51) **LOC (10) Cl.** **07-03**
- (52) **U.S. Cl.**
USPC **D7/649**
- (58) **Field of Classification Search**
USPC D7/649, 381, 393; D8/98, 107
CPC B26B 3/00-3/03
See application file for complete search history.

D643,258 S *	8/2011	Spiegel	D7/649
D649,411 S *	11/2011	Lo	D7/649
D660,098 S *	5/2012	Chen	D7/401.2
D674,670 S *	1/2013	Thun	D7/649
D693,186 S *	11/2013	Hollinger	D7/649
D698,615 S *	2/2014	Wandrup	D7/649
D700,497 S *	3/2014	Wu	D8/107
D704,009 S *	5/2014	Wandrup	D7/642
D710,158 S *	8/2014	Berger	D7/401.2
D721,537 S *	1/2015	Schmidt	D7/401.2
D730,117 S *	5/2015	Hiltenbrand	D7/401.2
D735,529 S *	8/2015	Bell	D7/401.2
2001/0042309 A1*	11/2001	Sanelli	A47G 21/02 30/147
2003/0226263 A1*	12/2003	Fedor	B26B 3/00 30/298.4
2005/0115083 A1*	6/2005	Lauridsen	B26B 3/00 30/340
2006/0117575 A1*	6/2006	Tetreault	A47G 21/14 30/298.4

(Continued)

Primary Examiner — Robin V Webster
Assistant Examiner — Rachel Voorhies

(56) **References Cited**
U.S. PATENT DOCUMENTS

D110,283 S *	6/1938	Goodrich	D7/649
D207,441 S *	4/1967	Latham	D7/649
4,578,864 A *	4/1986	Hoffman	B26B 1/10 30/161
D303,748 S *	10/1989	Yamagishi	D7/649
D320,544 S *	10/1991	Thompson	D22/118
D329,185 S *	9/1992	Hasegawa	D8/107
5,485,677 A *	1/1996	Seber	B26B 3/06 30/142
D392,870 S *	3/1998	Balolia	D22/118
D424,886 S *	5/2000	Fierus	D7/649
D425,365 S *	5/2000	Chien	D7/401.2
D473,430 S *	4/2003	Fedor	D7/649
D483,643 S *	12/2003	Chien	D7/401.2
D499,301 S *	12/2004	Chen	D7/401.2
D503,308 S *	3/2005	Li	D7/401.2
D513,927 S *	1/2006	Chen	D7/395
D538,590 S *	3/2007	Stahl	D7/395
D539,082 S *	3/2007	Molayem	D7/393
D539,083 S *	3/2007	Molayem	D7/393

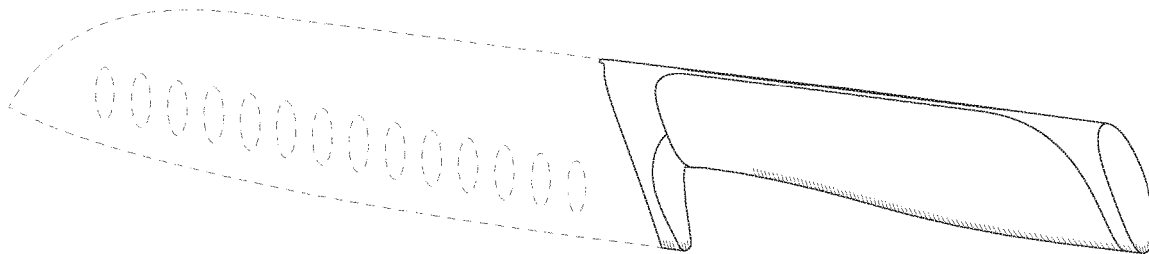
(57) **CLAIM**

The ornamental design for a knife handle and bolster, as shown and described.

DESCRIPTION

FIG. 1 is a left side perspective view of the knife handle and bolster, showing my new design.
 FIG. 2 is a left-side view thereof, the right-side being a mirror image.
 FIG. 3 is a top view thereof.
 FIG. 4 is a bottom view thereof.
 FIG. 5 is a rear view thereof; and,
 FIG. 6 is a front view thereof.
 The broken lines shown in the drawings illustrate the enviroment of the claimed design and form no part thereof.

1 Claim, 3 Drawing Sheets



(56)

References Cited

U.S. PATENT DOCUMENTS

2006/0117576	A1*	6/2006	Demers	B25G 1/102 30/340
2009/0100683	A1*	4/2009	Lion	B24D 15/084 30/138
2012/0124844	A1*	5/2012	Droese	B26B 9/02 30/314
2014/0099867	A1*	4/2014	Boelter	B24B 3/54 451/45
2015/0040404	A1*	2/2015	Rigas	B25G 1/10 30/165

* cited by examiner

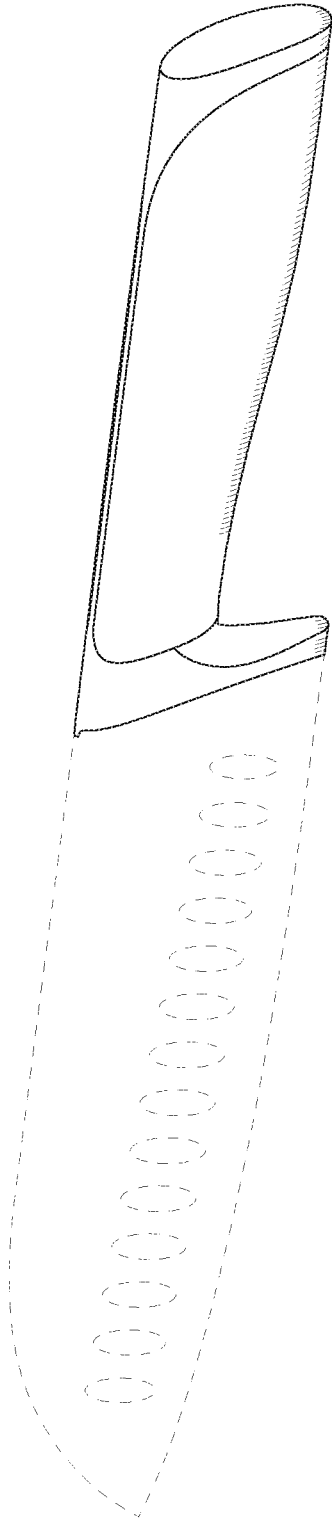


Fig. 1

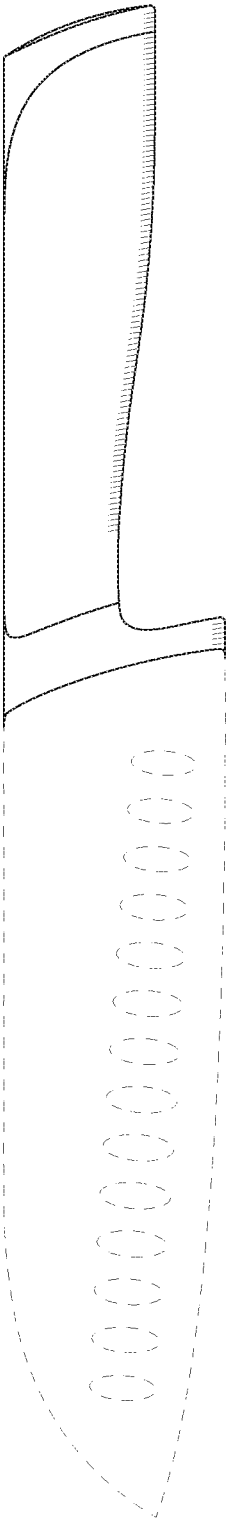


Fig. 2



Fig. 3



Fig. 4

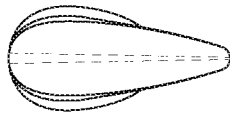


Fig. 6

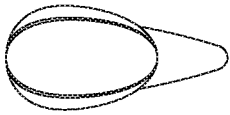


Fig. 5