



US00D350354S

United States Patent [19]
Nakamura

[11] **Patent Number: Des. 350,354**
[45] **Date of Patent: ** Sep. 6, 1994**

[54] **HEADPHONE**

[75] **Inventor: Mitsuhiro Nakamura, Tokyo, Japan**

[73] **Assignee: Sony Corporation, Tokyo, Japan**

[**] **Term: 14 Years**

[21] **Appl. No.: 2,645**

[22] **Filed: Dec. 15, 1992**

[30] **Foreign Application Priority Data**

Jun. 16, 1992 [JP] Japan 4-17786

[52] **U.S. Cl. D14/205**

[58] **Field of Search 181/129, 136, 137;
379/430, 444; 381/25, 68, 158, 183, 187;
D14/205, 206, 223**

[56] **References Cited**

U.S. PATENT DOCUMENTS

D. 269,611	7/1983	Saito	D14/205
D. 316,551	4/1991	Ichikawa	D14/205
D. 318,669	7/1991	Nakayama	D14/205
D. 331,057	11/1992	Isonaga	D14/205
D. 331,408	12/1992	Ellermeier	D14/205
D. 337,118	7/1993	Seikita	D14/223
D. 337,587	7/1993	Nakayuma	D14/205

OTHER PUBLICATIONS

ID Magazine, Sep. 10, 1987 p. 79 Sony MDR-A60 headphone.

Evans Catalog, ©1988 p. 278 Sony Lightweight Headphones, #9.

HFD, Jun. 26, 1989 p. 91 Sony MDR-A21L folding headphones.

Primary Examiner—Bernard Ansher

Assistant Examiner—Sandra Morris

Attorney, Agent, or Firm—Lewis H. Eslinger; Jay H. Maioli

[57] **CLAIM**

The ornamental design for a headphone, as shown and described.

DESCRIPTION

FIG. 1 is a rear and right-side perspective view of a headphone, showing our new design;

FIG. 2 is a perspective view of an earpiece thereof, shown on an enlarged scale;

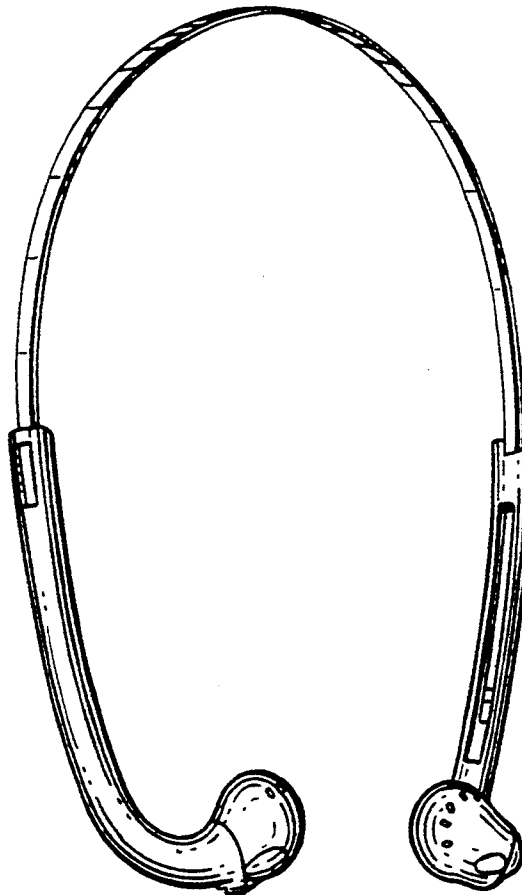
FIG. 3 is a front elevational view thereof;

FIG. 4 is a rear elevational view thereof;

FIG. 5 is a right-side elevational view thereof, the left side being a mirror image thereof;

FIG. 6 is a top plan view thereof; and,

FIG. 7 is a bottom plan view thereof.



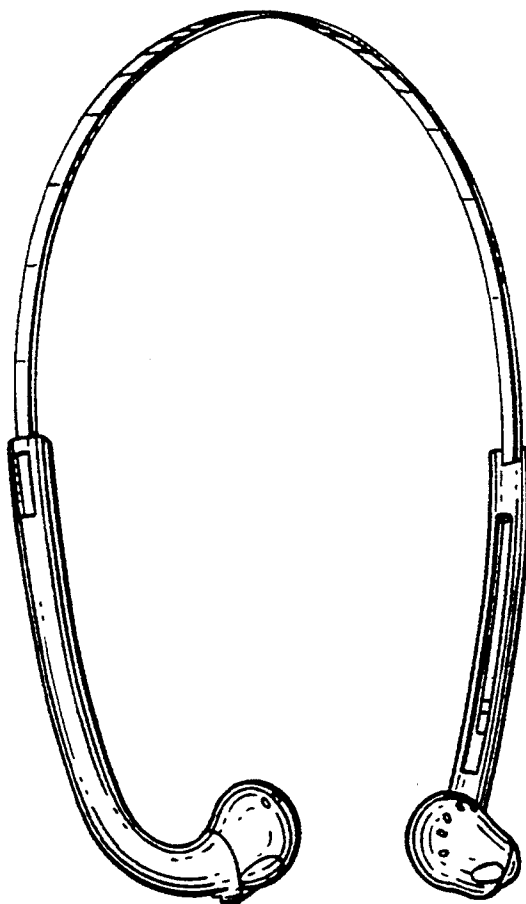


FIG. 1

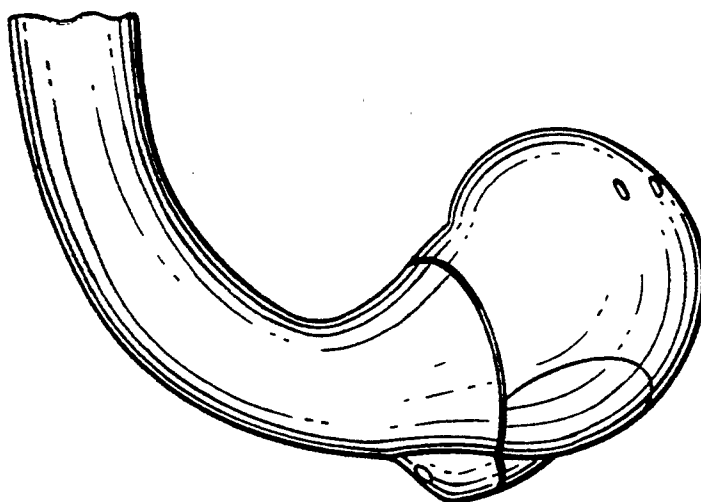


FIG. 2

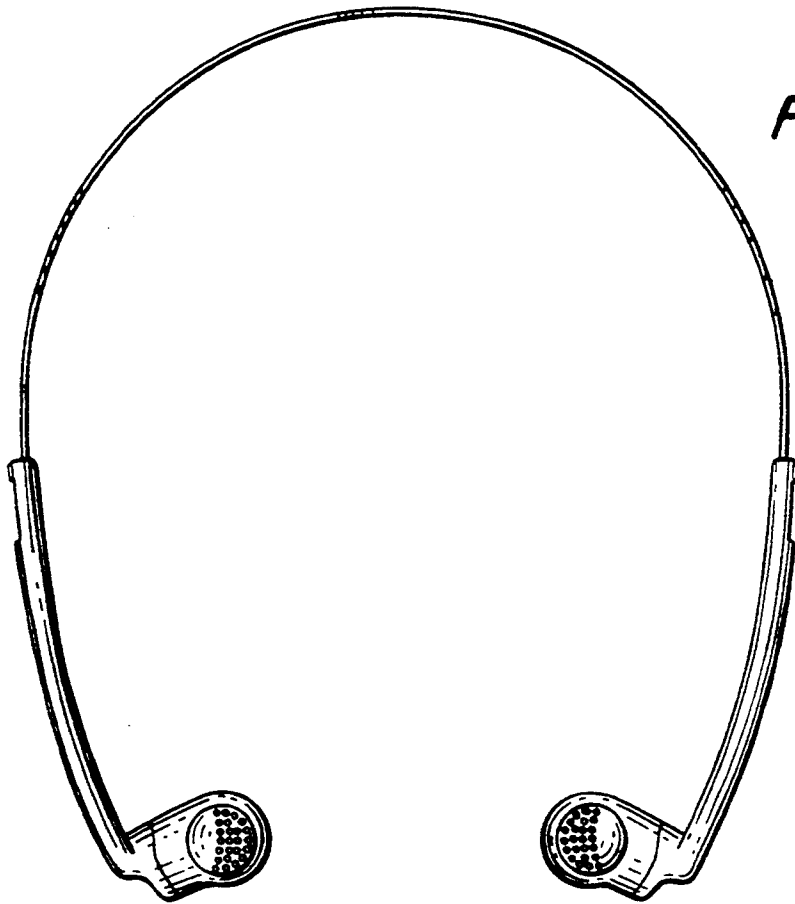


FIG. 3

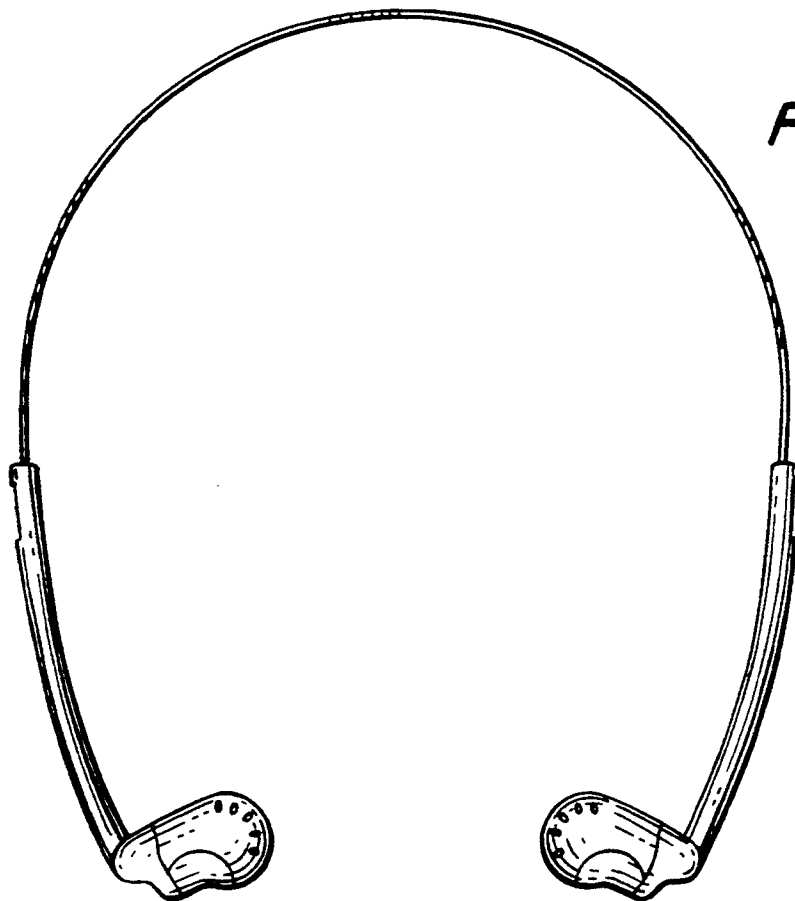


FIG. 4

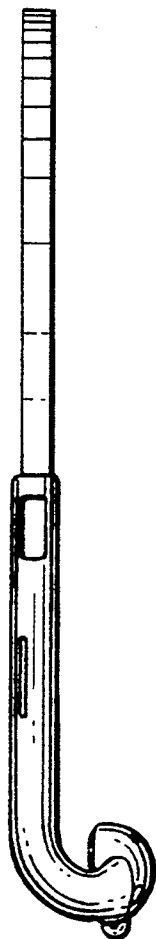


FIG. 5

FIG. 6

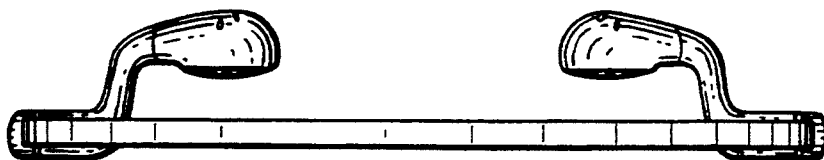


FIG. 7

