



US00D383895S

United States Patent [19]
Christie

[11] **Patent Number:** **Des. 383,895**
[45] **Date of Patent:** ****Sep. 23, 1997**

[54] **KEY FOB**

[75] **Inventor:** **Scott Christie**, Weymouth, Mass.

[73] **Assignee:** **Audiovox Corp.**, Hauppauge, N.Y.

[**] **Term:** **14 Years**

[21] **Appl. No.:** **58,428**

[22] **Filed:** **Aug. 14, 1996**

[51] **LOC (6) Cl.** **03-01**

[52] **U.S. Cl.** **D3/208**

[58] **Field of Search** D3/207-211; 24/3.6;
70/456 R, 456 B, 458, 456; D8/347

[56] **References Cited**

U.S. PATENT DOCUMENTS

- D. 308,758 6/1990 Chien D3/208
- D. 356,440 3/1995 Stillwagon D3/208
- D. 370,339 6/1996 Pinchuk D3/208

D. 377,320 1/1997 McGuire D3/208
4,951,489 8/1990 Proch 70/456

Primary Examiner—Ralf Seifert
Attorney, Agent, or Firm—Morrison Law Firm

[57] **CLAIM**

The ornamental design for a key fob, as shown and described.

DESCRIPTION

FIG. 1 is a perspective view of a key fob showing my design; FIG. 2 is a top plan view thereof; FIG. 3 is a bottom plan view thereof; FIG. 4 is a left end elevational view thereof; and, FIG. 5 is a right end elevational view thereof. The broken line showing of a partial key, in FIGS. 1-3, is for illustrative purposes only and forms no part of the claimed design.

1 Claim, 1 Drawing Sheet

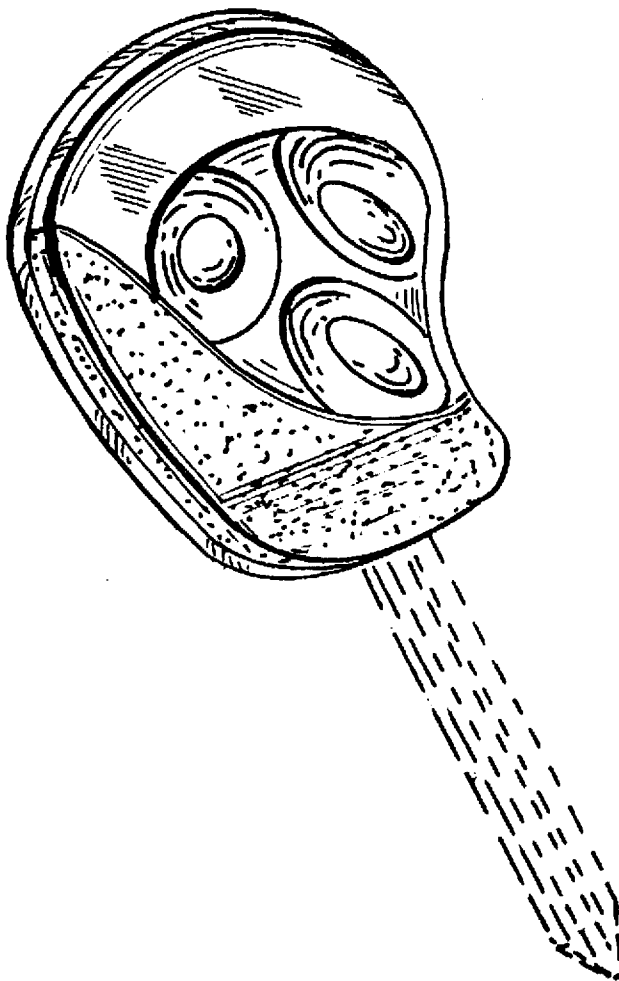


FIG. 1

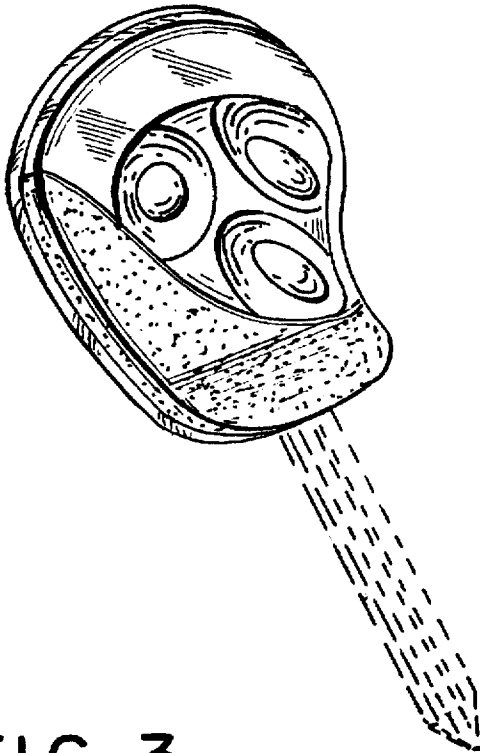


FIG. 2

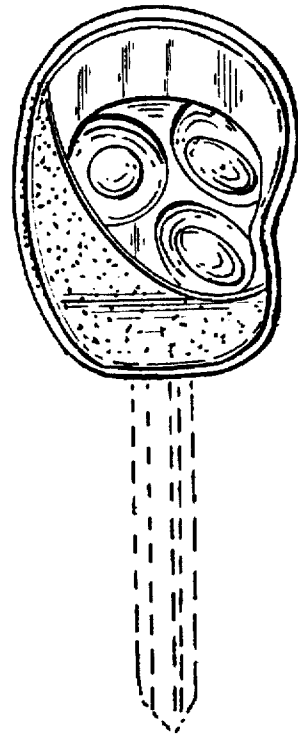


FIG. 3

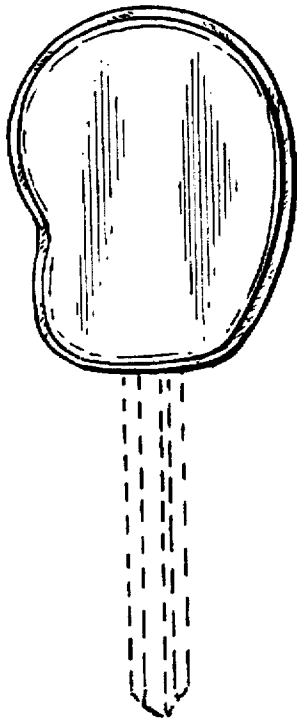


FIG. 4




FIG. 5

