



US00D860403S

(12) **United States Design Patent**
Park

(10) **Patent No.:** **US D860,403 S**

(45) **Date of Patent:** **** Sep. 17, 2019**

(54) **FAUCET HANDLE**

(71) Applicant: **DELTA FAUCET COMPANY,**
Indianapolis, IN (US)

(72) Inventor: **Maris Park,** McCordsville, IN (US)

(73) Assignee: **DELTA FAUCET COMPANY,**
Indianapolis, IN (US)

(**) Term: **15 Years**

(21) Appl. No.: **29/642,331**

(22) Filed: **Mar. 29, 2018**

(51) **LOC (12) Cl.** **23-01**

(52) **U.S. Cl.**
USPC **D23/252**

(58) **Field of Classification Search**
USPC D23/238-243, 249, 250, 252, 254, 255,
D23/257, 245; D8/300, 307, 308;
D7/394, 622, 395, 545
CPC Y10T 137/9464
See application file for complete search history.

(56) **References Cited**

U.S. PATENT DOCUMENTS

D472,614 S * 4/2003 Marshall D23/254
D517,392 S * 3/2006 Lin D8/107
D542,384 S * 5/2007 Starck D23/254
D627,444 S * 11/2010 Yokoyama D23/254

D674,055 S * 1/2013 Lord D23/252
D718,421 S * 11/2014 Smith D23/252
D818,087 S * 5/2018 Seum D23/254
D833,580 S * 11/2018 Niu D23/252
2004/0050434 A1* 3/2004 Chen E03C 1/0404
137/801
2006/0118188 A1* 6/2006 Hsu E03C 1/04
137/801

* cited by examiner

Primary Examiner — Sheryl Lane

Assistant Examiner — Samantha N Wood

(74) *Attorney, Agent, or Firm* — Edgar A. Zarins; Nirav
D. Parikh

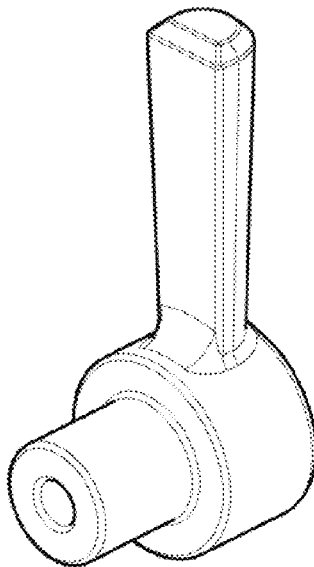
(57) **CLAIM**

The ornamental design for a faucet handle, as shown and
described.

DESCRIPTION

FIG. 1 is a first perspective view of a faucet handle showing
my new design;
FIG. 2 is a second perspective view thereof;
FIG. 3 is a front elevational view thereof;
FIG. 4 is a first side view thereof;
FIG. 5 is a rear view thereof;
FIG. 6 is a second side view thereof;
FIG. 7 is a top view thereof; and,
FIG. 8 is a bottom view thereof.

1 Claim, 4 Drawing Sheets



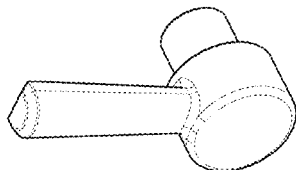


Fig. 2

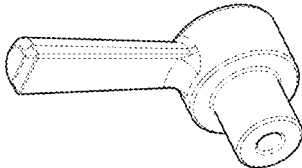


Fig. 1

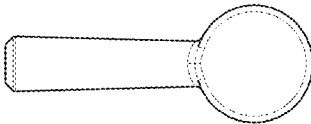


Fig. 3

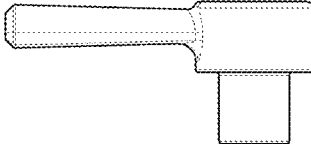


Fig. 4

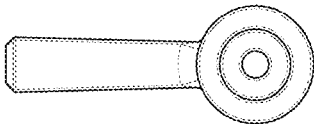


Fig. 5

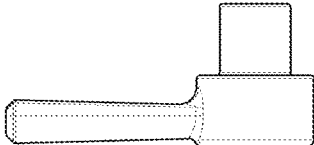


Fig. 6

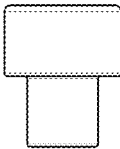


Fig. 8

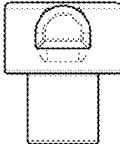


Fig. 7